

**Board of Regents' Meeting
January 10, 2012
9:00 a.m.
Student Union Building Ballroom C**

Tab 1

AGENDA OF THE MEETING OF THE REGENTS OF THE UNIVERSITY OF NEW MEXICO

January 10, 2012

9:00 a.m. – 11:30 a.m. 1:00 p.m. – 3:00 p.m. Student Union Ballroom C

Regents Executive Session/Luncheon, 11:30 a.m. – 1:00 p.m. Cherry Silver Room

TAB

- I. Confirmation of a Quorum: Adoption of the Agenda, *Regent President Jack L. Fortner*..... 1
- II. Approval of Summarized Minutes of the December 13, 2011 BOR Meeting and all Search-related meetings (December 5,8,9,12,13,14,20,26, 2011 and January 4, 2012). 2
- III. Regents' Meritorious Service Award-*Paul Krebs, Vice President Athletics*
- IV. President's Administrative Report, *President David J. Schmidly* 3
- V. Comments from Regents
- VI. Public Comment, specific to agenda items
- VII. Comments from Regents' Advisors 4
 - Timothy Ross, President, Faculty Senate
 - Mary Clark, President, Staff Council
 - Katie Richardson, President, GPSA
 - Jaymie Roybal, President, ASUNM
 - Waneta Tuttle, President, UNM Alumni Association
 - Gary Gordon, Chair, UNM Foundation
 - Maria Probasco, President, UNM Parent Association
 - Dr. Scott Obenshain, UNM Retiree Association
- VIII. Lobo Development Corporation, Meeting of the Member, *Steven R. Beffort, Secretary Treasurer* 5
 - A. Approval of the Summarized Minutes of the January 11, 2011 Meeting.
 - B. Approval of the FY 2010-11 audit.

IX. Regent Committee Reports

Academic/Student Affairs & Research Committee, Regent Bradley C. Hosmer, Chair

No Report

Finance and Facilities Committee, Regent Don L. Chalmers, Chair

*The Finance and Facilities Committee has not met due to the holiday.
The following items are referred directly to the Board agenda for action/information.*

Action Items:

- A. Approval of appointment to UNM Labor Management Relations Board, *Justice Joseph Baca, Helen Gonzales, VP HR* 6

Information Items:

- B. Banking Services, *Bruce Cherrin, Chief Procurement Officer* 7
- C. UNM Financial Report Update, *Ava Lovell, Controller, UNM/UNMH* 8

Health Sciences Board, Regent Carolyn J. Abeita, Chair

Consent Items:

- A. Recommendation to UNM Board of Regents for Approval of Atrisco Heritage Academy 9
Clinic (*Gauer*)
- B. Recommendation to the UNM Board of Regents for Approval of UNMH Contract - Kurt 10
Salmon US, Inc. (*McKernan*)

Information Items:

- C. Capital Project Approval: Bill & Barbara Richardson Pavilion Emergency Department 11
Triage Renovation-approximately \$337,800 (*McKernan*)
- D. UNMH Contract with Scrubs Direct-approximately \$350,000 (*McKernan*) 12

Audit Committee, Regent Gene Gallegos, Chair, No Report

X. Public Comment

XI. Vote to close the meeting and to proceed into Executive Session.

XII. Executive Session will be held from 11:30 a.m. – 1:00 p.m. in the Cherry Silver Room

- A. Discussion and determination where appropriate of threatened or pending litigation Pursuant to Section 10-15-1.H (7) NMSA (1978).
- B. Discussion and determination where appropriate of limited personnel matters pursuant to Section 10-15-1.H (2), NMSA (1978)
- C. Discussion and determination where appropriate of the purchase, acquisition or disposal of real property pursuant to Section 10-15-1 H (8) NMSA (1978).

XIII. D. Vote to re-open meeting.

- E. Certification that only those matters described in Agenda Item XI. were discussed in Executive Session and if necessary, final action with regard to those matters will be taken in Open Session.

XIV. Adjournment

Tab 2

The University of New Mexico
Board of Regents' Meeting
December 13, 2011
Student Union Building Ballroom C
Meeting Minutes

Members present: President Jack L. Fortner, Vice President Don L. Chalmers, Secretary Treasurer Carolyn J. Abeita, J.E. "Gene" Gallegos, Bradley C. Hosmer, James, H. Koch, Jacob P. Wellman (Quorum).

Administration present: President David J. Schmidly, Executive Vice President David Harris, Chancellor Paul Roth, Sr. Vice Provost Michael Dougher for Interim Provost Chauoki Abdallah, Vice President Josephine De Leon (Equity & Inclusion) Vice President Julia Fulghum (R&D), Vice President Helen Gonzales (Human Resources), Vice President Paul Krebs (Athletics), Vice President Ava Lovell (Controller), Vice President Eliseo Torres (Student Affairs), Interim University Counsel, Lee Peifer.

Regents' Advisors present: President Tim Ross (Faculty Senate), President Mary Clark (Staff Council), at Search forum; President Katie Richardson (GPSA), President Waneta Tuttle (Alumni Association), Chair Gary Gordon (UNM Foundation), President Maria Probasco (UNM Parent Association), President Scott Obenshain (UNM Retiree Association).

Regent Fortner called the meeting to order at 9:35 a.m.

I. Confirmation of a Quorum; Adoption of the Agenda, Regent Fortner

Motion to adopt the agenda passed unanimously (1st Gallegos, 2nd Chalmers).

II. Approval of Summarized Minutes of the November 15, 2011 BOR Meeting, Regent Fortner

Motion to approve the minutes as written passed unanimously (1st Gallegos, 2nd Chalmers).

III. Regents' Meritorious Service Award, Dr. Ursula Shepherd, Regent Fortner

Regent President Fortner presented the award to Dr. Shepherd.

Dr. Shepherd related success stories of UNM students. In one weekend a student wrote he was accepted at both Harvard and Yale. That same weekend, another student wrote she received an NSF (National Science Foundation) pre-doctoral scholarship and a third student related "acing" the NIH (National Institutes of Health) interview. "That was just one week last year and everyone in the room is responsible for those things happening. They are not very different from a week the year before when one student was accepted at both Cornell and Princeton in Applied Mathematics, another went to Wash U in Genetics as a PhD and a third was accepted at all eight medical schools to which she applied and she chose Harvard. "That's what we're doing at UNM and all of us should be proud of it." She continued, "I am a wonderful teacher...and I am no exception to the faculty all around us here at UNM. I am simply one of the very wonderful peers and colleagues that I am proud to represent and be a part of."

Dr. Schmidly added congratulations, on behalf of everyone, to Dr. Shepherd for her accomplishments and dedication to her students. "Ursula, as much as anyone I've ever been around in higher education, has a passion for teaching and helping her students to succeed." He offered thanks for her leadership of faculty and students.

IV. President's Administrative Report, President David Schmidly

President Schmidly recognized two other faculty members receiving honors and making significant contributions to the University.

Dr. Schmidly: Dr. Yasimin Mostofi was awarded a 2011 Presidential Early Career Award for Scientists and Engineers. This is the highest award bestowed by the US Government to Science and Engineering Professionals who are in the early stages of their career. She is an Assistant Professor and has been in our Electrical and Computer Engineering Department since 2006. She also received the Outstanding Research Award in her department.

Dr. Zachary Sharp, Professor in Earth and Planetary Sciences, was recently honored as a recipient of the Humbolt Research Award in recognition of his accomplishments in research and teaching. As part of this award, Dr. Sharp will collaborate with colleagues in Germany to promote scientific cooperation between research institutions in both countries.

One of the things we've stressed the last few years is partnerships that allow us to leverage our resources and talents to address our priorities of student success, national excellence, community service and healthy communities. Last week was the grand opening of a project that demonstrates this concept of partnership. This was a major new collaboration, led by the Anderson School of Management and the FBI. The New Mexico Forensic Computer Lab was opened on South Campus. It is a forensic lab and training center devoted to the examination of digital evidence in support of federal, state and local criminal and national security investigations. Other partners include the New Mexico State Police, the Bernalillo County Sheriff's Office and the Albuquerque Police Department. This is only the second of these labs established on a university campus and one of just sixteen in the entire country. Congratulations to Dean Doug Brown and the rest of the faculty at the Anderson School for this accomplishment.

In regard to Regents' Priority One, the funding formula, the Secretary of HED (Higher Education Dept.) submitted his report on a revised formula to the LFC (Legislative Finance Committee) on October 14. The new formula would fund student credit hours based on students who complete courses, rather than those enrolled, fund awards (degrees completed), provide additional incentives in STEM and health related fields and has a non-recurring adjustment for utilities. HED recommended a level of funding for these elements that generates a work load number of approximately \$32 million. Although it is nearly the same number as that reached by the Formula Task Force, it distributes the funding differently. It appears that $\frac{1}{4}$ to $\frac{1}{3}$ of the funding would come to UNM. An important feature of the HED budget recommendation is that it reduces the base funding for higher ed by \$32 million to accommodate the new formula funding. This is called a Base Minus approach. If implemented, this would be a zero growth budget recommendation. Under this scenario, the state appropriation would be reduced by \$32 million, they'd run the formula and then distribute the dollars. I recommended a Base Plus approach. It seems that nearly everyone agrees that the "tuition credit" should be eliminated.

The strategic budget process is moving along well, with the three committees meeting regularly. Several changes to the SFRB (Student Fee Review Board) and student fees have been recommended.

The Strategic Budget Leadership Team is working very closely with the Provost's office and their Strategic Academic Plan. The recommendations from that plan are being transferred to the strategic budget process. We should be in a position to include additional resources for hiring faculty, including lecturers, and funds that will address salary competitiveness and compaction issues.

President Schmidly called attention to the handouts he provided. They are an outline of UNM's 2012 legislative initiatives and budget request.

V. Comments from Regents

Regent Chalmers noted that the presidential search has resulted in great candidates with good ideas.

Regent Fortner yielded the floor to Father Stephen Imbarrato of Project Defending Life. This group is concerned that UNM Hospital provides training and research regarding abortion, contraception and sterilization while it receives state and county funding. The group does recognize that, abortion being legal, the hospital has a mandatory involvement. It is concerned

with a facility in the northeast heights, which it believes not only performs abortions, but solicits them. He asked for an investigation of a rumored death, and he emphasized “rumored,” at a facility on Moon St. Fr. Imbarrato introduced Tara Shaver.

Ms. Shaver, author of an “exposé” on UNM Hospital and abortion, gave an interpretation of transcripts of three calls to 911 from the UNM Center for Reproductive Health. Ms. Shaver asked that the clinic be closed permanently.

Lori Bennett, an alumna and former employee of the HSC (Health Sciences Center), expressed the opinion that UNM should not be using tax dollars for abortion.

Orae Dominguez asked UNM Hospital to remove RU486 from its formulary. He opined that Native Hispanic and Pueblo cultures are being targeted for population reduction.

VI. Public Comment, specific to agenda items (none)

VII. Comments from Regents’ Advisors (reports received are included in BOR E-Book)

Faculty Senate, President Timothy Ross. Dr. Ross reported that the Faculty Senate passed a resolution in support of the graduate student resolution on the (un)Occupy movement. The Faculty Senate reorganization proposal is being vetted by the twenty-one committees after being through various leadership groups of the University.

- **The Honors College proposal should be finished this month. It will come to Faculty Senate in January.**
- **This Friday (12/16) there will be a faculty-wide meeting to discuss the five presidential candidates. A report will be made to the BOR on Friday or Monday.**

GPSA, Katie Richardson, President. Ms. Richardson expressed concern for basic research and liberal arts education in this country, and with the decrease in funding for higher education country-wide. She introduced the resolutions from GPSA requesting a financial study of different methods of funding a recreation center, accepting the policy changes recommended by the SFRB and supporting the permanent removal of the tuition credit. She also presented the GPSA Lobby Committee platform for the upcoming legislative session.

Ms. Richardson said she was uncomfortable with the process that allowed a presentation in the middle of the BOR meeting (Agenda Item V). She believes it would have been more appropriate to the Public Comment period (Agenda Item X). She asked that the BOR be aware of setting a precedent by allowing, and seeming to endorse, a public comment unrelated to agenda items in the middle of a meeting.

Regent Fortner said he endorsed the comment but he erred in telling Fr. Imbarrato they could speak at the beginning of the meeting.

UNM Alumni Association, Waneta Tuttle, President. In addition to her report, Ms. Tuttle said the association is interested in providing additional support to the Honors College and student retention.

UNM Foundation, Gary Gordon, Chair. Mr. Gordon said the final week of the year is a busy time for the Foundation as people try to get donations in before the end of the tax year. The new Philanthropy Study Committee produced a timeline and agenda.

UNM Parent Association, Maria Probasco, President. In addition to her report, Ms. Probasco presented a small token of appreciation from the association to each of the regents in recognition of their service.

Retiree Association, Scott Obenshain, President. Dr. Obenshain again expressed the concern of the association with the proposed changes to the retirement terms of the ERB (Educational Retirement Board). Decreasing the COLA for current retirees is of great concern as they are

living on fixed incomes. The association is working with Office of Government and Community Relations on UNM's legislative agenda.

VIII. Controller's Highlights of the FY11 Audited Financial Statements, Ava Lovell, VP HSC, UNM Controller

Motion to accept the report passed unanimously (1st Chalmers, 2nd Gallegos).

Ms. Lovell: The state auditor has done the review and approved and released the audit. There are two audit firms because UNM is a large and complex organization—there are more than seventeen opinions which have to be done and then consolidated. This year, Moss Adams has done the main and branch campuses, HSC, the hospitals, clinical operations and the UNM Foundation while KPMG did the balance of the component units. The financial statement opinions are unqualified, or clean, on the overall audit, on the hospitals, on the governmental-wide financial statements and on component units except the Lobo Club. The Lobo Club got a qualified opinion and had some findings.

The audited financial statements do affect our bond rating. We ended the year increasing our assets by almost \$89 million.

The report is available at <http://www.unm.edu/~conweb/resources/audrep11.pdf>.

Brandon Fryar, partner at Moss Adams, commented that UNM has outstanding accounting personnel and outstanding internal controls in place. It is quite an accomplishment that there were no material weaknesses and no significant deficiencies in UNM reporting.

Regent Gallegos stated that the report was presented in detail to the Audit Committee and it was approved.

IX. Regent Committee Reports (reports in BOR E-Book)

Health Sciences Board, Regent Carolyn Abeita, Chair

Action Items:

- A. Health Sciences Board of Directors Report to the UNM Board of Regents (full report posted at <http://hsc.unm.edu/HSCBoD/docs/HSC%20BoDRepttoBoR12-13-11.pdf>)

Motion to accept and approve the report of the Health Science Center's Board of Directors dated Dec. 13, 2011, and to approve the HSC BOD's recommendation to eliminate the requirement to process the HSC Board's approvals and recommendations through the Regents' F&F Committee before coming to the full BOR for final approval passed with 6 members voting yes, 1 member not voting. (1st Abeita, 2nd Chalmers).

Motion to amend Regent Policy 3.5 concerning the Health Sciences Board of Directors and related administration as follows:

1. Composition

Three (3) of the members of the HSC Board of Directors shall be Regents, one of which will be chair of the Regents' Finance and Facilities Committee described in RPM 1.2 and shall be chair of the HSC Board Finance, Audit and Compliance Committee;

2. Relationship and Reporting to the Board of Regents

HSC representatives shall no less than biannually present a detailed financial report and budget status concerning all of its units and business to the Regents' Finance and Facilities Committee.

passed unanimously (1st Gallegos, 2nd Chalmers).

Regent Abeita spoke of the backdrop to the formation of this Board. The School of Medicine, the School of Nursing, the College of Pharmacy, the libraries, the Sandoval Regional Medical Center, the Cancer Center, UNM Hospital and all its component parts, the Children's Hospital, the Adult Psychiatric Hospital, the Children's Psychiatric Hospital, Carrie Tingly Hospital are some of the parts of the Health Sciences Center. There was no overarching umbrella for these component parts. There was not an adequate system for oversight by the BOR. The changes to the HSC governance structure and formation of this board were vetted by the BOR and reviewed by campus and numerous constituencies. The charge was to provide better oversight of all functions of the HSC system, to provide some type of strategic guidance and to allow a more targeted focus on the areas of importance to the HSC. This was not intended to separate the HSC from the rest of the university or to lessen BOR oversight.

The HSC board is made up of seven members appointed by the BOR. The Chair of the BOR F&F (Finance and Facilities) Committee and two other regents must be on the HSC board (currently Regent Chalmers, Regent Hosmer and Regent Abeita). There are four community members, one of whom must be the chair of the Board of Trustees, currently Jerry Geist. The other current members of the BOD are Mel Eaves, Ann Rhoades and Ron Solomon. The charters for two subcommittees have been approved: the Governance and Nominating Committee and the Finance, Audit and Compliance Committee. The charter of the Finance, Audit and Compliance Committee requires that one member of the committee shall be the regent who is Chair of the BOR F&F Committee. Copies of the agendas and ebooks for each BOD meeting will be provided to the BOR.

Since December of last year, this Board has been reporting recommendations and approvals of items to the F&F committee before they come to the full BOR for final approval. This process resulted in multiple reviews and approvals, even before reaching F&F. To then require approval by F&F and the full BOR defeats the purpose of streamlining the governance and reporting of the HSC. The Board of Directors recommends that the BOR eliminate the requirement to process the Board's recommendations and approvals through the F&F Committee before coming to the BOR for final approval.

Regent Gallegos said that the resolution regarding the HSC governance reorganization was adopted on December 14, 2010. The last paragraph of that resolution states, "The Governance Re-organization for the HSC adopted in these resolutions shall come before the Board of Regents on or before December of 2011 for assessment of its implementation and evaluation of the need, if any, for modification or amendment." In that regard, Regent Gallegos would like to make a motion concerning tightening of the flow of information and controls on the financial matters of HSC, and he would like the floor after Regent Abeita's motion has been acted upon.

Regent Gallegos stated this would be an amendment to Regent policy 3.5. This does not express any lack of confidence, quite the contrary, in the administration of Health Sciences and its finances under Chancellor Roth. It is important that we have close ties, for the efficacy of internal audit; it's important because we have a consolidated financial statement and for the affect on our external audit and approval of that financial statement, and it's important from a bond rating standpoint. This amendment of Regent Abeita's motion would provide that at policy 3.5 under the composition of the board, that the Chair of the BOR Finance and Facilities Committee not simply be a member, but be the Chair of the HSC Finance Audit and Compliance Committee. It would also amend the section of that policy which is entitled "Relationship and Reporting to the Board of Regents" by adding a

paragraph that reads as follows, “HSC representatives shall, no less than bi-annually, present a detailed financial report and budget status concerning all of its units and business to the Regents’ Finance and Facilities Committee.”

Regent Abeita stated that her motion is to accept the report and the recommendation of the HSC Board of Directors. If, as a result of another motion, it must be amended, she will do so.

Regent Wellman complimented the HSC governance: its performance plan for the Chancellor, the monthly dashboard updates and the committee charters. He wondered if, as part of the review of the board’s effectiveness and the committee charters, the information could then be brought to the full BOR as information items.

Regent Abeita said the Board of Directors is mandated to report. Specific timelines for reporting to various entities on various items are being looked at.

Regent Chalmers said virtually every action the BOD takes that we now approve through F&F will still come before the full BOR.

Regent Chalmers noted that several of the candidates for UNM President have asked about the duties/position of a Provost at the HCS. We are still one university; it’s complex enough that we need this additional board to consolidate all of our Health Sciences through that Board, which reports up to the BOR. Dr. Roth has been acting in that capacity and Regent Chalmers is very comfortable with it at this time. However, with interdisciplinary endeavors becoming more important, the regent would like, perhaps annually, a joint report from the Chancellor and the Provost showing academic collaboration.

Dr. Roth noted that when the medical school was created in 1964, the Dean of the Medical School was determined to be the Chief Academic Officer for the SOM (School of Medicine), separate from Main Campus. In 1994, when the HSC was created, the responsibility of Chief Academic Officer moved to the title Vice President and included the medical school and the Colleges of Nursing and Pharmacy. There has been no change of the scope of responsibility from the Chancellor, to the Executive Vice President, to the Chief Academic Officer. Dr. Roth said that on Thursday (12/15) the HSC would be hosting a retreat with the College of Engineering to discuss joint programs. It is critical that we support team science, interdisciplinary science—that is one of the criteria for the award of grants.

President Schmidly noted the magnitude and speed of change that is going to take place in every aspect of the medical field. The changes recommended will serve the university as one university and the ability of our medical components to have the flexibility that will be required to manage and adapt to this change. He thinks the approach that’s being taken is sound.

Regent Hosmer endorsed Regent Abeita’s introduction to the proposal and added that, in the time the HSC Board has been operating, they have come to understand it more fully than a committee of the BOR could have done. Some of the Presidential candidates would like to “wrap a Provost” around the entire academic enterprise. He believes the candidates do not have the experience to understand the degree of integration that exists in our HSC. The faculty component, presumably that which would be subject to provost oversight, is completely integrated into the health care operation. We cannot accept the risk of breaking that asunder by a different kind of subordination. The HSC has established performance criteria based on the health care mission and an incentive structure to match. This has no parallel on the “academic” side.

Regent Fortner noted a minor change on page three of Appendix Five under Article V. The word “of” was left out of the phrase, “Any Director or a voting member [of] any committee whose...”

- B. Approval: Next Phase of Master Facilities Plan, Stephen McKernan, CEO UNM Hospital (see F&F Committee Item A)

Motion to approve the next phase of the Master Facilities Plan as presented passed unanimously (1st Abeita, 2nd Chalmers).

Steve McKernan: This third phase will start to move the clinical operations of UNM Hospital to the west side of University Blvd. by constructing a hundred (100) bed hospital. The contract with Dekker/Perich/Sabatini for about \$6 million is to do all the design construction drawings and planning for that facility. It will take about eight months for the planning. The project would then be bid and the bid would be brought back to the BOR before proceeding. This is important not only because of the activity levels we are seeing at the hospital, but because much of the current facility opened in 1954 and the mechanical and electrical systems cannot support the type of care we are delivering. It is the start to moving, over the next six to seven years, all of our adult services, up to about 450 beds, over to the area west of University Blvd.

Regent Abeita noted that the HSC Board approved this item at their meeting, and Regent Chalmers said it was also passed unanimously at the F&F meeting.

Consent Items:

Motion to approve Consent Agenda Items C through J passed unanimously (1st Abeita, 2nd Chalmers).

- C. Recommendation to the UNM Board of Regents for Approval of School of Medicine December 2011 Graduates
- D. Recommendation to the UNM Board of Regents for Approval of College of Nursing December 2011 Graduates
- E. Recommendation to the UNM Board of Regents for Approval of College of Pharmacy December 2011 Graduates
- F. Approval of Contract with Agilent Technologies for New Center for Molecular Discovery (see F&F Committee Item C)
- G. Approval of Domenici Hall Electrical Upgrade to 12.47 VK
- H. Request Capital Project Approval: UNM Hospitals, Replace Environmental Control Heating at University Psychiatric Center (see F&F Committee Item Db)
- I. Request for Capital Project Approval: UNM Hospitals, Replace Emergency Power Transfer Switches-UNMH Central Plant and University Psychiatric Center
- J. Recommendation to Approve Nomination of Debbie Johnson to University of New Mexico Hospital Board of Trustees.

Finance and Facilities Committee, Regent Don L. Chalmers, Chair

Action Item:

- **F&F Action Item A already approved in Health Sciences Board Agenda Item B**

A. UNMH-Dekker/Perich/Sabatini, Ltd.

Consent Items:

- **F&F Consent Agenda Item C already approved in Health Sciences Board Agenda Item F**
 - **F&F Consent Agenda Item Db already approved in Health Sciences Board Agenda Item H**
 - **F&F Consent Agenda Item F removed from agenda**
- B. Disposition of Surplus Property for Main Campus on list dated 11/11/2011
- C. Contract Approvals: HSC Office of Research-Agilent Technologies
- D. Approval of Capital Projects
- a) Collaborative Teaching and Learning Building
 - b) UNMH-Replace Environmental Control Heating at Univ. Psychiatric Center
- E. Approval of GPSA GRD Quasi-endowments
- F. (Removed from agenda) Approval of Appointment to UNM Labor Management Relations Board

Motion to approve the Consent Agenda Items B, Da, & E passed unanimously (1st Chalmers, 2nd Gallegos).

Information Items:

G. Monthly Consolidated Financial Report, Ava Lovell, VP HSC/UNM Controller

Regent Abeita asked about the revenue shown for Young Ranch. She asked if this is the property up near Cochiti and if the revenue was insurance proceeds. Ms. Lovell said this is just from the operation of the property. The impact from the Las Conchas fire has not been recorded yet. It may be set up in a Plant Fund account and so would not show up in operations.

EVP Harris said the Commissioner of Public Lands has taken the lead in sorting out the insurance settlements. He responded to Regent Koch that UNM owns very little of the acreage under discussion.

- **Regent Koch requested a complete report on the prospects of the Young Ranch and that Kim Murphy attend the next F&F Committee meeting. Mary Vosevich will also attend. This will be an item on the next F&F agenda 1/12/2012.**

H. FY 2012/2013 Budget Development Update, David Harris, Executive Vice President, Administration

Mr. Harris reported that, in addition to the internal work done by the committees established by President Schmidly and Dr. Roth, work will be done at the legislative session to help generate a positive outcome in regard to the state appropriation. He expects to provide information to the F&F and ASAR (Academic/Student Affairs & Research) committees so regents have it early in the budget process.

Regent Chalmers said the F&F Committee had discussed giving direction on tuition to the budget development teams up front and setting tuition by policy.

I. State Board of Finance-Administrative and Financial Overview, David Schmidly, President

President Schmidly reviewed his report to the state board. He said he feels good about where UNM is. We have a record enrollment and a record number of scholars. We have navigated recessions without lay-offs and furloughs; the pause and hold strategy worked very well. Our fund balances are increasing and we are hiring faculty, all without huge tuition increases.

There has been no compensation increase for faculty for four years, and only some one-time compensation for some of our lower paid staff. Colorado State and the University of Wyoming, with which we compete to hire faculty, are planning a 3% salary program and the University of Colorado is planning a 4% salary program for this coming year.

We are hopeful there will be some more money available. If we have a good outcome in Santa Fe, it is Dr. Schmidly's hope to bring before the BOR a compensation package for faculty and staff, and we can do it with minimal tuition.

- **A report showing tuition net of the state tax will be produced.**

Academic/Student Affairs & Research Committee, Regent Bradley C. Hosmer, Chair

Action Item:

- A. Approval of Associate of Arts in Studio Art UNM Valencia

Motion to approve the Associate of Arts in Studio Art UNM Valencia passed unanimously (1st Hosmer, 2nd Abeita).

Consent Items:

- A. Approval of Fall 2011 Degree Candidates (as modified)
B. Approval of Faculty Disciplinary Policy
C. Approval of Revision of Section B in the Faculty Handbook: Addition of Term Teaching Faculty

Motion to approve Consent Agenda Items A, B, & C passed unanimously (1st Hosmer, 2nd Abeita).

Audit Committee, Regent Gene Gallegos, Chair (no report)

X. Public Comment (none)

XI. Vote to close the meeting and to proceed into Executive Session

Motion to proceed into Executive Session passed unanimously at 11:47 a.m. (1st Gallegos, 2nd Chalmers).

XII. Executive Session 11.48 a.m. – 1:30 p.m.

- A. Discussion and determination where appropriate of threatened or pending litigation pursuant to Section 10-15-1.H (7) NMSA (1978).
B. Discussion and determination where appropriate of limited personnel matters pursuant to Section 10-15-1.H (2) NMSA (1978).
C. Discussion and determination where appropriate of the purchase, acquisition or disposal of real property pursuant to Section 10-15-1.H (8) NMSA (1978).

XIII. D. Vote to Re-open the meeting.

Motion to return to open session passed at 1:30 p.m. (1st Fortner, 2nd Abeita).

- E. Certification that only the matters described in Agenda item XII. were discussed in Executive Session and, if necessary, final action with regard to those matters will be taken in Open Session.

Motion to certify that no action taken in executive session passed (1st Fortner, 2nd Abeita).

XIV. Adjournment

Motion to adjourn the meeting passed (1st Fortner, 2nd Abeita).

**Jack. L. Fortner, President
Board of Regents**

**Carolyn J. Abeita, Secretary
/Treasurer, Board of Regents**

BOR Meeting Minutes 12/13/2011

Materials will be provided at the BOR meeting.

Tab 3

Materials will be provided at the BOR meeting.

Tab 4



UNM Staff Council 2011 Resolution #8

Support for UNM Student Athletes and Welcome to Coach Bob Davie

Author: Greg Molecke, on behalf of the Staff Council Executive Committee

Presented to Staff Council on Tuesday, December 20, 2011

Council Action: APPROVED

1. Whereas, the University of New Mexico and UNM staff is committed to our student athletes; and
2. Whereas, UNM staff is excited to see the UNM Football program revitalized under the direction of its new Coach, Robert (Bob) Davie; and
3. Whereas, Coach Davie has a long, illustrious, and proven record of success with top-notch football programs, including two nominations as a "National Coach of the Year" finalist, coaching in 18 bowl games, and winning the 2001 AFCA Academic Achievement Award (his team achieved a perfect 100% graduation rate);
4. Therefore, be it resolved that the UNM Staff Council expresses our support of UNM student athletes, and warmly welcomes Coach Davie to the University of New Mexico; and
5. Therefore, be it further resolved that the UNM Staff Council conveys our best wishes for the future successes we expect from our student athletes and Coach Davie; and
6. Therefore, be it further resolved that the UNM Staff Council expresses its gratitude to Coach George Barlow, for his leadership during a very challenging time.
7. Copies of this resolution shall be sent to the UNM Board of Regents, David J. Schmidly, President of UNM, David Harris, Executive Vice President of Administration, Paul Krebs, Vice President for Athletics, Eliseo (Cheo) Torres, Vice President for Student Affairs, Robert Davie, UNM Head Football Coach, George Barlow, UNM Interim Head Football Coach, Katie Richardson, President of GPSA and Jaymie Roybal, President of ASUNM.

**Faculty Senate Resolution on Right
to
Free Speech and Assembly
on
UNM Campus**

Whereas the Occupy Wall Street movement is a non-violent movement against vast and increasing economic inequality, with its resulting threat to political democracy, that began in the United States on September 17, 2011 with an encampment in the financial district of New York City; and

Whereas (un)Occupy Albuquerque began its non-violent, peaceful assembly of students and community members at the University of New Mexico campus in solidarity with the Occupy Wall Street and We Are The 99% movement on October 1, 2011; and

Whereas, (Un)Occupy Albuquerque has complied with UNM requests to reapply for appropriate permits; and

Whereas, the protesters have complied with restrictions imposed by UNM concerning the permissible hours for protest activities at Yale Park; and

Whereas, universities have historically been vibrant public spaces for political debate, civil protest, and intellectual discourse; and

Whereas, (Un)Occupy Albuquerque consists in part of individuals from the UNM student body; and

Whereas, for democratic life to thrive and for society to flourish, political and intellectual dialogue must be forever protected and cultivated;

Now therefore be it resolved that the UNM Faculty Senate affirms the right of (Un)Occupy Albuquerque to peaceful assembly and protest, and supports the continuation of its activities on university grounds, to be limited to the minimum extent necessary for reasonable provision for the safety and security of protest participants and members of the University and wider communities; and

Let it be further resolved that the UNM Faculty Senate calls upon the University administrative leadership and Board of Regents to take all steps necessary to assure that the University permanently retains a campus climate conducive to vigorous intellectual and political dialogue and non-violent protest.

GPSA Resolution in Support of the Permanent Removal of the Tuition Credit

Filed: #FR-11-016

Adopted by Council: December 3rd 2011

Jointly Resolved by GPSA President: December 9th 2011

WHEREAS the University of New Mexico is a public institution of higher education; and

WHEREAS the amount of state funding to UNM is determined by a funding formula; and

WHEREAS the state decreases the formula funding amount sent to UNM each year by the amount of the tuition credit; and

WHEREAS the University can only make up this budget shortfall by raising tuition on students; and

WHEREAS the tuition credit therefore places a burden on students to pay for all state costs; and

WHEREAS the tuition credit functions as a tax on students; and

WHEREAS the funding formula has recently been revised to include an increased emphasis on student outcomes such as degrees awarded and not just inputs such as student credit hours; and

WHEREAS the funding formula revision removes the tuition credit for the upcoming fiscal year;

WHEREAS the chair of the Funding Formula Task Force Chair Curtis Porter described the removal of the tuition credit as critical for the viability of the new funding formula in supporting higher education in the state of New Mexico; and

NOW THEREFORE BE IT RESOLVED that the Graduate Professional Students Association (GPSA) urges the New Mexico state legislature to permanently remove the tuition credit;

BE IT ULTIMATELY RESOLVED THAT a copy of this resolution be sent to Governor Susana Martinez, Speaker of the House Ben Lujan, President Pro Tempore Timothy Jennings, Legislative Finance Chair John Arthur Smith, Legislative Finance Vice-Chairman Representative Luciano Varela, Legislative Finance Director David Abbey, Secretary of Higher Education Jose Garcia, Chair of the Legislative Education Study Committee Rick Miera, President of UNM Dr. David J. Schmidly, Director of UNM Government Relations Marc Saavedra, ASUNM President Jaymie Roybal, GPSA President Katie Richardson, Parent Association President Maria Probasco, Staff Council President Mary Clark, Faculty Senate President Tim Ross

**UNIVERSITY OF NEW MEXICO
ALUMNI ASSOCIATION
BOARD OF REGENTS REPORT
January 10, 2012**

Vision (Why we exist): *The Alumni Association is a vital partner in the continued excellence of the University of New Mexico through the significant engagement of alumni.*

Mission (What we are striving for): *To serve as a bridge between alumni and the university ensuring the continued success of the university and enriching the lives of alumni.*

<p>Strengthen collaboration with campus constituents to meet the needs of UNM.</p>	<p>The Alumni Association’s annual Legislative Appreciation Reception will be on Monday, January 30, 2012 in the ballroom at the La Fonda Hotel in Santa Fe from 6:00 to 7:30 p.m. We hope all the Regents and Regent Advisors will mark their calendars to attend.</p>
<p>Foster enduring involvement with, pride in and commitment to UNM, its colleges, schools and programs.</p>	<p>The Association’s Chapters have begun planning for the Lobo Day season which commemorates the University’s founding on February 28, 1889. Each Chapter will have an opportunity to host a UNM Speaker—from professors to administrators. The following Chapters have scheduled events in the next two months: Atlanta, Seattle, Noreal, Austin, Los Angeles and Washington D.C.</p> <p>The Association’s Dinner for 12 Strangers event has been scheduled for Friday, February 24, Saturday, February 25 and Sunday, February 26. This event is for alumni, students, faculty and staff to come together for a casual dinner and leave as friends from UNM. The Association is looking for staff, faculty or students to attend. If interested, please contact the Alumni Relations Office at (505) 277-5808.</p> <p>The Alumni Association Scholarship application process will be launched February 1 through February 29. Approximately twelve undergraduate scholarships and three graduate scholarships will be given to students for the 2012-2013 academic school year.</p>
<p>Engage students in ways that will develop lifetime ties to UNM.</p>	<p>The Young Alumni group introduced Fall Grads to the many programs and services provided by the Alumni Association by hosting a Welcome New Grad Wine & Cheese reception in Hodgin Hall on December 14, 2011 from 5:30-7:00 p.m. Approximately 100 new graduates, along with family and friends attended the event.</p>
<p>Encourage community service and leadership among alumni and students.</p>	<p>The Alumni Association’s annual Awards Banquet will be held Thursday, February 16th at 6:00 p.m. at Hotel Albuquerque in Old Town. The following individuals are being honored:</p> <p>David Allen Hovda, BA ’79, MS ’83, Ph.D. ’85--JAMES F. ZIMMERMAN AWARD. David Hovda is currently the Vice-Chief of Research, Department of Neurosurgery; a Professor in the Departments of Neurosurgery and of Molecular and Medical Pharmacology; the Director of the Brain Injury Research Center as well as the Director of the Neurotrauma Laboratory in the Department of Neurosurgery at the David Geffen School of</p>


Medicine at UCLA in Los Angeles, California. Dr. Hovda has an extensive publication history, which includes books, book chapters, abstracts, and presentations throughout his career.

Michael J. Glennon, BBA '71, MBA '74--BERNARD S. RODEY AWARD. Michael J. Glennon served as president of Central New Mexico Community College a/k/a Albuquerque Technical Vocational Institute, the state's largest and most comprehensive community college. Prior to this position, he served as TVI's interim president for a year, and as vice president for administrative services. He has more than 30 years of experience in higher education, including over 15 years at TVI, eight years at UNM, and four years at the Commission on Higher Education. Glennon was also president of the New Mexico Association of Community Colleges. He received the 2001 Zia Award from the University of New Mexico Alumni Association in recognition of his community service.

Marty Wilson, BAED '71, MA, '78, EDSP '93—ERNA S. FERGUSON AWARD. Marty taught at Albuquerque Public Schools for almost 20 years and was chosen "Outstanding Teacher" twice. In 1993 Marty made the move to administration, becoming the APS coordinator of Curriculum Outreach. Marty developed and revised the K-12 curriculum in language arts, math, science, PE, health and music; coordinated K-12 music instruction; and directed the district's NCAA compliance. She also coordinated the district's Character Education program, in conjunction with the Character Counts! Program. She became a certified trainer for Character Counts!, conducting workshops across the country. In 1999, Marty led the Golden Apple Foundation of New Mexico where she developed a teacher awards program, summer institute, and academy. She also served as the president of the Board of Directors for both the Golden Apple Foundation and the UNM Alumni Association. Marty is an active volunteer with the Komen Breast Cancer Foundation, the UNM Alumni Association and the YWCA.

Kathleen Washburn, FACULTY TEACHING AWARD. Kathleen Washburn's research focuses on Native American literatures of the nineteenth and twentieth centuries, including boarding school narratives, early novels, and Native periodicals. Her publications include "Writing the Indigenous West" for *A Companion to the Literature and Culture of the American West* (2011) and the forthcoming "New Indians and Indigenous Archives" for a PMLA special section on "The Ethnic Archive." Her current project rethinks new forms of Native writing in relation to discourses of indigenous absence and presence in the assimilation era. Her teaching interests include modern American and Native American fiction and poetry, cultural and gender studies, and southwestern literature.

The Association's **Board of Directors' meeting** is scheduled for **Friday, February 17th** from 8:30 a.m.-3:30 p.m. at Hodgkin Hall in the Bobo Room, 3rd Floor.



PARENT ASSOCIATION REPORT TO THE BOARD OF REGENTS
BY: PRESIDENT, MARIA PROBASCO
January 10, 2012

Parent Day at the Pit and Silent Auction: This event is scheduled for Saturday, February 11, 2011. The Parent Day at the Pit and Silent Auction Committee under the leadership of parents Christina Kitsos, Anthony Gallegos, Michele Mals, Nick Manole, Emily Miera, Patricia Solano, David Garrett, Bob Notary and Bill Hauenstein, has been working very hard in planning this event. It is an opportunity for parents to come to UNM, spend time with their student(s), network with other parents at the Reception and also help the Association raise money at the Silent Auction for the Parent Association Scholarship Fund benefiting UNM students.

Legislative Initiatives: The Parent Association under the leadership of parent Angi Gonzales-Carver will be going to the Capitol on UNM Day on January 31, 2012. Our hope is to have as many parents as possible join us as we promote the permanent elimination of the Tuition Tax Credit and UNM's Legislative Agenda.

Nominating Committee is accepting applications and/or letters of interest for vacant positions on the UNM Parent Association Board of Directors. Applications and/or letters of interest and nominations will be accepted from eligible members. Persons nominated must be willing to serve if slated and elected. The Nominating Committee will review all applicants and recommend one person for each vacancy (the "slate") prior to the Board's spring meeting, when the election will occur. The newly elected officers will serve a two-year term beginning June 1, 2012. Additionally, several committee chair positions will become available as well due to term limits. The Association's Bylaws are online at: <http://parentassociation.unm.edu/> for eligibility requirements, Board Officer position descriptions, and Standard Committee descriptions.

Scholarship Committee: The UNM Parent Association Scholarship Committee under the leadership of parent, Bettina Dorman, will begin the annual scholarship selection process for the 2012-2013 academic year. The first committee meeting will be in March. The Scholarship Committee is an integral part of the UNM Parent Association, having awarded more than \$40,000 to deserving undergraduate and graduate students. The committee is comprised of eight to ten volunteers. Committee members are responsible for developing the criteria for the annual scholarship; advertising, distributing and collecting applications; evaluating each application; and selecting the award recipients. The committee will meet approximately three times during the Spring semester between March and May.

Upcoming Events/Activities:

- UNM Day in Santa Fe – January 31, 2012
- Parent Day at the Pit and Silent Auction – February 11, 2012

Tab 5

LOBO DEVELOPMENT CORPORATION

801 University Blvd. SE, Suite 207
Albuquerque NM 87106-4345

Phone: 505/272-7118
Fax: 505/272-7072

December 19, 2011

Mr. David W. Harris
E.V.P. for Administration, COO, CFO
The University of New Mexico
Albuquerque NM 87131-0001

Dear Executive Vice President Harris:

Lobo Development Corporation requests that the Annual Meeting of the Member be held during the Board of Regents' meeting on January 10, 2012. There are two action items to be presented to the Board of Regents:

- A. Approval of the Summarized Minutes of the January 11, 2011 Meeting.
- B. Approval of the FY 2010-11 audit.

An annual report may be presented at the request of the Board of Regents.

Thank you.

Sincerely,



Steven R. Beffort
Secretary/Treasurer

*Lobo Development Corporation, Meeting of the Member
Minutes of the January 11, 2011 Meeting*

Motion approved unanimously to move into the meeting of the Lobo Development Corporation (LDC) (1st Koch, 2nd Chalmers).

A. Approval of the Summarized Minutes of the March 20, 2009 Meeting.

Motion approved unanimously to approve the minutes (1st Koch, 2nd Chalmers).

B. Approval of the FY 2009/2010 Audit.

Motion approved unanimously to approve the audit (1st Chalmers, 2nd Koch).

Mr. Beffort introduced Jason Galloway from Moss Adams. Mr. Galloway stated that it was a clean, unqualified opinion on LDC financial statements.

At Regent Koch's request, Mr. Beffort explained that the articles of incorporation of both LDC and Lobo Energy require an annual meeting of the member, that member being the Regents of UNM who are, in fact, the owners of these two separate, non-profit corporations.

Regent Gallegos asked what the expenses of \$722 thousand dollars were. Mr. Beffort said they are up front expenses for the development of student housing. That number is a little misleading as there was a receivable of \$492 thousand received after year end. In addition to student housing, there were expenses relating to economic development or commercial development that have not yet produced any income. He confirmed to Regent Gallegos that the expenses are "soft costs" such as consultants, attorneys, services.

Tab 6




*Division of Human Resources
Office of the Vice President*

MEMORANDUM

TO: Members of the Board of Regents Finance & Facilities Committee

THROUGH: David W. Harris, Executive Vice President Administration, COO/CFO

FROM: Helen Gonzales, Vice President of Human Resources 

DATE: January 3, 2012

SUBJECT: Appointment to the UNM Labor Management Relations Board

The University of New Mexico (UNM) Labor Management Relations Resolution adopted by the Board of Regents in May 2006 created the University of New Mexico Labor Management Relations Board and provided for the annual appointment of three Labor Management Relations Board members to serve annual terms. One member is appointed by the Board of Regents on the recommendation of individuals representing Labor, one member is appointed by the Board of Regents on the recommendation of Management, and the third member is appointed by the Board of Regents on the recommendation of those first two members.

Management recently recommended and the Regents approved the appointment of Jeffrey S. Landers as the Management Representative. The Regents also re-appointed Carol Oppenheimer as the Labor Representative at that time. Pursuant to the Labor Management Relations Resolution, the parties are recommending the appointment of Justice Joseph Baca as the neutral third member.

Joseph F. Baca served as the Chief Justice of the New Mexico Supreme Court for 13 years and as District Judge in the Second Judicial District for 16 years. He has served on a variety of committees and was appointed by President Clinton to the State Justice Institute Board of Directors where he currently serves as Vice Chairman. He previously served on the Water Authority Labor Board and is currently in private practice specializing in arbitration and mediation.

I recommend that the Board of Regents appoint Justice Joseph Baca to serve a one year term on the Labor Management Relations Board.

Tab 7



The University of New Mexico

Purchasing Department
MSC01 1240
1 University of New Mexico
Albuquerque, NM 87131-0001
Telephone (505) 277-2036
FAX (505) 277-7774

MEMORANDUM

To: David Harris, Executive Vice President for Administration

From: Bruce Cherrin, Chief Procurement Officer

Subject: Contract Information

Date: December 21, 2011

The following contracts have been submitted for information to the Regents Finance and Facilities Committee per Regents Policy 7.4.

1. UNM/UNMH Controller – Banking Services

RFP-1461 was issued on September 2, 2011 for banking services for UNM and UNMH. Our current agreement expires in January 2012.

The goal is to allow UNM/UNMH staff to maximize productivity, maximize return on invested operational funds and reduce transaction fees, while meeting the liquidity, operational and safety requirements of the University, following state and federal regulations.

There were a total of four respondents out of one hundred seventeen companies that received a request for proposal. Of the four respondents, our current provider, Bank of America received the highest score.

Source of Funds: Operational Funds

Tab 8

Materials will be provided at the BOR meeting.

Executive Summary

University of New Mexico Consolidated Financial Report

FY 2012, 5 months ending 11/30/2011

This report covers current fund operations for the University, including Main Campus, Branch Campuses and HSC Campus.

This report displays the “**Benchmark Rate**” percentage. The Benchmark Rate is used as a guide to analyze how budgeted revenue is coming in or whether we are spending budgeted expenses too rapidly. For November, we would expect to see income and expense for 5 months of the year or 42% (5 months divided by 12 months) of the full year operating budget.

Instruction and General operations (approximately 90% of this operation resides on Main Campus) projected an unfavorable net margin of \$15.5M for the FY 2012 UNM Operating Budget. This unfavorable budgeted net margin is comprised of a \$13.9M use of reserve at the Main Campus, a \$1.8M use of reserve at the Branch Campuses and a favorable net margin at the HSC Campus of \$185K. The \$13.9M use of reserve at Main Campus is primarily due to \$9.2M of one-time monies funding the I&G Budget and Academic Affairs budgeting approximately \$4.0M in reserve balances. As of 11/30/11 these operations produced a favorable net margin of \$33.9M. This results from recording actual tuition revenue on a semester basis, as opposed to a monthly basis, as shown by a 55% Benchmark rate for tuition revenue. In addition, F&A Revenues were up 4% overall compared to the operating budget and the total actual Instruction and General expenses are 4% less than budgeted.

The next block of information shows our **Unrestricted Research** operations. The activity in these operations is essentially 50% Main Campus and 50% HSC Campus. The FY 2012 UNM Operating Budget showed a use of reserve of \$10.3M, of which a \$4.1M unfavorable net margin is related to Main Campus and a \$6.2M unfavorable net margin is related to HSC Campus. The \$4.1M use of reserve at Main Campus is primarily due to Academic Affairs departments budgeting reserve balances. At the HSC Campus approximately \$800K of reserves were budgeted by SOM Departments to support Chairs' Letter of Offer packages and anticipated startup package costs. Another \$2.16M of reserves was budgeted by the SOM Dean for one-time support of SOM Units. The College of Pharmacy budgeted \$233K for faculty bridge funding. Additionally, at the HSC \$3.0M is budgeted for various capital projects during FY 2012. The actual unfavorable net margin is \$1.8M as of 11/30/11 and is primarily due to the timing of transfers to Unrestricted Research in combination with expenses running less than budget at the Main and HSC Campuses.

The third block of numbers on the first page is a summary of our **Clinical** operations. These operations are essentially all the patient care activities of the HSC Campus, including the UNM Hospitals, SOM physician professional services, Cancer Center operations and Housestaff/Medical Residents who are being trained in the UNM and VA hospitals. The FY 2012 UNM Operating Budget projected an unfavorable net margin of \$3.4M. The major factor contributing to this unfavorable net margin is the School of Medicine budgeting a use of reserve of \$2.8M for FY 2012. The budgeted use of reserve is primarily due to the SOM new faculty hires for FY 2012. Clinical operations show a favorable net margin of \$656K as of 11/30/11. UNM Hospitals produced a favorable net margin of \$381K and the HSC Campus had a favorable net margin of \$275K as of 11/30/2011. The results for UNMH are a positive net margin of \$474K and the combined results for the Behavioral Health Operations (BHO) are running at a slight loss of \$93K. The HSC favorable net margin of \$275K as of 11/30/11 can be primarily attributed to timing issues related to reduced expenditures related to Chair's packages and the investment in comparative effectiveness research at the SOM.

The fourth business category shown on the first page of this report is **Unrestricted Public Service**. The operations in this category include special projects funded by State Appropriations, for example Project ECHO, and non-endowed gifts flowing from the UNM Foundation to departments and many small events funded by user fees. The FY 2012 UNM Operating Budget projected an unfavorable net margin of \$4.9M. This unfavorable budgeted net margin is comprised of a \$4.3M use of reserve at the Main and Branch Campuses and a budgeted use of reserve of \$660K at the HSC Campus. The \$4.3M use of reserve at the Main and Branch Campuses is primarily due to Academic Affairs departments budgeting reserve balances. There are \$2.7M of budgeted reserves within non-endowed spending indices and approximately \$1.4M of budgeted reserves within Academic Affairs General Public Service indices. Actual revenue is greater than expense by \$3.5M as of 11/30/11 with HSC Campus having a favorable net margin of \$611K and the Main and Branch Campuses producing a favorable net margin totaling \$2.9M. The favorable net margins at the Main and HSC Campuses are due to increased gift revenue, the timing of transfers to Unrestricted Public Service and expenses currently running less than budget.

Page 2 of this report begins with the **Student Aid** function. The FY 2012 UNM Operating Budget projected an unfavorable net margin of \$9.5M. This unfavorable budgeted net margin is comprised of a \$8.8M use of reserve at the Main Campus and a budgeted use of reserve of \$676K at the HSC Campus. The budgeted use of balance at Main Campus is primarily due to Academic Affairs departments and Enrollment Management budgeting reserve balances for the payout of major and departmental scholarships in the new fiscal year. The actual unfavorable net margin is \$4.2M as of 11/30/11. The revenue and expenditures are both ahead of the budget benchmark because they are recorded on the semester basis for scholarships and need-based aid to students.

Student Activities are the operations of Student Government and Student organizations. The FY 2012 UNM Operating Budget shows a use of reserve of \$201K. These operations show a favorable performance of \$323K as of 11/30/11. This results from recording actual fee revenue on a semester basis, as opposed to a monthly basis, as shown by a 46% Benchmark rate for fee revenue.

Auxiliaries and Athletics

The FY 2012 UNM Operating Budget for Auxiliaries and Athletics projected a use of reserve of \$1.8M. This use of reserve is primarily due to a combination of Athletics budgeting a \$494K use of reserve, Bookstore budgeting a use of reserve of \$716K, Parking and Transportation budgeting a use of reserve of \$200K, Student Health Center budgeting a use of reserve of \$100K, AVP Ops/Student Life budgeting a use of reserve of \$260K, the Branch Campuses budgeting an unfavorable net margin of \$8K and all other units budgeting an unfavorable net margin of \$10K.

Actual performance as of November 30, 2011 for the Auxiliaries and Athletics is an unfavorable net margin of \$47K. Units with a positive net operating income through November are: Parking and Transportation, Ticketing Services, Housing and Food Service, Student Health Center, Art Museum and the Maxwell Museum.

Sponsored programs operations are our contract and grant research and public service projects funded by outside agencies and companies. These operations will always record a zero net revenue over expense by the nature of their funding. The agency pays for a service or research project, and normally any unspent funds must be returned to the agency.

The **total net** favorable revenue over expenses for UNM current operations is \$32.2 million for the five months ending 11/30/11, primarily driven by the favorable net margin of \$33.9M in Instruction and General operations.

Statements of Revenues, Expenses and Changes in Net Assets Format for Regents
For the Five month period ended November 30, 2011
Preliminary and Unaudited

University of New Mexico - Consolidated Total Operations Current Funds

	FY 2012 Full Year Operating Budget	FY 2012 Year-to-Date Actual	Fiscal YTD Favrb/(Unfavrb) Budget	Actual to Budget Benchmark Rate 42%
Instruction and General				
Tuition and Fees Revenues	155,520,895	85,024,137	(70,496,758)	55%
State/Local Appropriations	245,655,915	102,698,466	(142,957,449)	42%
F & A Revenues	39,500,000	18,200,581	(21,299,419)	46%
Transfers	(56,307,151)	(22,386,166)	33,920,985	40%
Other Revenues	22,505,192	9,469,116	(13,036,076)	42%
Total Instruction and General Revenues	<u>406,874,851</u>	<u>193,006,134</u>	<u>(213,868,717)</u>	<u>47%</u>
Salaries	254,813,079	101,720,850	153,092,229	40%
Benefits	75,065,122	27,153,586	47,911,536	36%
Other Expenses	92,523,914	30,244,363	62,279,551	33%
Total Instruction and General Expenses	<u>422,402,115</u>	<u>159,118,799</u>	<u>263,283,316</u>	<u>38%</u>
Net Instruction and General Revenue/(Expense)	<u>(15,527,264)</u>	<u>33,887,335</u>	<u>49,414,599</u>	
Research				
State/Local Appropriations	9,573,008	4,334,922	(5,238,086)	45%
Transfers	24,411,521	7,881,614	(16,529,907)	32%
Other Revenues	3,775,641	1,116,849	(2,658,792)	30%
Total Research Revenues	<u>37,760,170</u>	<u>13,333,385</u>	<u>(24,426,785)</u>	<u>35%</u>
Salaries and Benefits	26,788,722	9,723,096	17,065,626	36%
Other Expenses	21,287,670	5,439,129	15,848,541	26%
Total Research Expenses	<u>48,076,392</u>	<u>15,162,225</u>	<u>32,914,167</u>	<u>32%</u>
Net Research Revenue/(Expense)	<u>(10,316,222)</u>	<u>(1,828,840)</u>	<u>8,487,382</u>	
Clinical Operations				
State/Local Appropriations	22,147,400	8,880,773	(13,266,627)	40%
Physician Professional Fee Revenues	100,253,515	41,950,540	(58,302,975)	42%
Hospital Facility Revenues	635,690,439	268,286,392	(367,404,047)	42%
Other Patient Revenues, net of Allowance	86,350,684	36,003,803	(50,346,881)	42%
Mil Levy	90,562,935	37,214,585	(53,348,350)	41%
Investment Income	4,127,881	241,267	(3,886,614)	6%
Gifts	2,425,503	1,274,349	(1,151,154)	53%
Housestaff Revenues	30,423,113	13,276,708	(17,146,405)	44%
Other Revenues	13,514,329	5,823,204	(7,691,125)	43%
Total Clinical Operations Revenues	<u>985,495,799</u>	<u>412,951,621</u>	<u>(572,544,178)</u>	<u>42%</u>
Salaries and Benefits	546,284,184	226,592,393	319,691,791	41%
Debt Service	7,958,752	3,648,169	4,310,583	46%
Housestaff Expenses	30,451,294	12,623,365	17,827,929	41%
Other Expenses	404,174,207	169,431,311	234,742,896	42%
Total Clinical Operations Expenses	<u>988,868,437</u>	<u>412,295,238</u>	<u>576,573,199</u>	<u>42%</u>
Net Clinical Operations Revenue/(Expense)	<u>(3,372,638)</u>	<u>656,383</u>	<u>4,029,021</u>	
Public Service				
State/Local Appropriations	3,526,500	1,471,615	(2,054,885)	42%
Sales and Services Revenues	10,661,189	5,080,625	(5,580,564)	48%
Gifts	7,056,723	4,618,722	(2,438,001)	65%
Transfers	2,332,108	1,200,658	(1,131,450)	51%
Other Revenues	4,687,356	1,862,231	(2,825,125)	40%
Total Public Service Revenues	<u>28,263,876</u>	<u>14,233,851</u>	<u>(14,030,025)</u>	<u>50%</u>
Salaries and Benefits	15,434,447	6,095,498	9,338,949	39%
Other Expenses	17,763,069	4,658,944	13,104,125	26%
Total Public Service Expenses	<u>33,197,516</u>	<u>10,754,442</u>	<u>22,443,074</u>	<u>32%</u>
Net Public Service Revenue/(Expense)	<u>(4,933,640)</u>	<u>3,479,409</u>	<u>8,413,049</u>	

Statements of Revenues, Expenses and Changes in Net Assets Format for Regents
For the Five month period ended November 30, 2011
Preliminary and Unaudited

University of New Mexico - Consolidated Total Operations Current Funds

	FY 2012 Full Year Operating Budget	FY 2012 Year-to-Date Actual	Fiscal YTD Favrb/(Unfavrb) Budget	Actual to Budget Benchmark Rate 42%
Student Aid				
Gifts	2,451,568	1,557,755	(893,813)	64%
State Lottery Scholarship	32,700,000	16,350,000	(16,350,000)	50%
Transfers	13,104,867	4,698,092	(8,406,775)	36%
Other Revenues	552,964	376,154	(176,810)	68%
Total Student Aid Revenues	<u>48,809,399</u>	<u>22,982,001</u>	<u>(25,827,398)</u>	47%
Salaries and Benefits	3,695,995	1,715,360	1,980,635	46%
Other Expenses	54,609,260	25,500,101	29,109,159	47%
Total Student Aid Expenses	<u>58,305,255</u>	<u>27,215,461</u>	<u>31,089,794</u>	47%
Net Student Aid Revenue/(Expense)	<u>(9,495,856)</u>	<u>(4,233,460)</u>	<u>5,262,396</u>	
Student Activities				
Fee Revenues	5,705,246	2,635,900	(3,069,346)	46%
Sales and Services Revenues	1,197,410	745,888	(451,522)	62%
Transfers	756,679	73,043	(683,636)	10%
Other Revenues	151,487	66,766	(84,721)	44%
Total Student Activities Revenues	<u>7,810,822</u>	<u>3,521,597</u>	<u>(4,289,225)</u>	45%
Salaries and Benefits	4,237,719	1,681,782	2,555,937	40%
Other Expenses	3,774,525	1,516,588	2,257,937	40%
Total Student Activities Expenses	<u>8,012,244</u>	<u>3,198,370</u>	<u>4,813,874</u>	40%
Net Student Activities Revenue/(Expense)	<u>(201,422)</u>	<u>323,227</u>	<u>524,649</u>	
Auxiliaries and Athletics				
Branch Campuses Auxiliary Revenues	2,728,296	1,302,295	(1,426,001)	48%
Main Campus Auxiliaries Revenues	52,697,732	23,083,695	(29,614,037)	44%
Athletics Revenues	30,342,530	13,053,590	(17,288,940)	43%
Total Auxiliaries and Athletics Revenues	<u>85,768,558</u>	<u>37,439,580</u>	<u>(48,328,978)</u>	44%
Branch Campuses Auxiliary Expenses	2,736,699	1,145,134	1,591,565	42%
Main Campus Auxiliaries Expenses	53,983,002	22,130,550	31,852,452	41%
Athletics Expenses	30,836,430	14,210,942	16,625,488	46%
Total Auxiliaries and Athletics Expenses	<u>87,556,131</u>	<u>37,486,626</u>	<u>50,069,505</u>	43%
Net Auxiliaries and Athletics Revenue/(Expense)	<u>(1,787,573)</u>	<u>(47,046)</u>	<u>1,740,527</u>	
Sponsored Programs				
Federal Grants and Contracts Revenues	195,470,345	110,844,722	(84,625,623)	57%
State and Local Grants and Contracts Revenues	37,608,854	10,834,396	(26,774,458)	29%
Non-Governmental Grants and Contracts Revenues	22,642,464	10,234,703	(12,407,761)	45%
Gifts	190,776	77,500	(113,276)	41%
Transfers	1,740,256	2,311,303	571,047	133%
Other Revenues	130,000	-	(130,000)	0%
Total Sponsored Programs Revenues	<u>257,782,695</u>	<u>134,302,624</u>	<u>(123,480,071)</u>	52%
Salaries and Benefits	131,907,274	51,706,652	80,200,622	39%
Other Expenses	125,875,421	82,595,972	43,279,449	66%
Total Sponsored Programs Expenses	<u>257,782,695</u>	<u>134,302,624</u>	<u>123,480,071</u>	52%
Net Sponsored Programs Revenue/(Expense)	<u>-</u>	<u>-</u>	<u>-</u>	
Contingencies				
Total Contingency Revenues	11,048,807	-	11,048,807	0%
Total Contingency Expenses	(8,750,983)	-	(8,750,983)	0%
Net Contingencies Revenue/(Expense)	<u>19,799,790</u>	<u>-</u>	<u>19,799,790</u>	
Net Current Revenue/(Expense)	<u>(25,834,825)</u>	<u>32,237,008</u>	<u>97,671,413</u>	
Beginning Net Assets Unrestricted		<u>301,886,009</u>		
Ending Net Assets Unrestricted		<u>334,123,017</u>		

Statements of Revenues, Expenses and Changes in Net Assets Format for Regents
For the Five month period ended November 30, 2011
Preliminary and Unaudited

University of New Mexico - Consolidated Total Operations Current Funds

	FY 2012 Full Year <u>Operating Budget</u>	FY 2012 Year-to-Date <u>Actual</u>	Fiscal YTD Favrb/(Unfavrb) <u>Budget</u>	<u>Actual to Budget Benchmark Rate 42%</u>
University of New Mexico - Results of Athletics and Auxiliary Operations				
Results of Athletics Operations:				
Athletics Revenues	33,516,731	14,152,206	(19,364,525)	42%
Athletics Transfers	(3,174,201)	(1,098,616)	2,075,585	35%
Total Athletics Revenues	<u>30,342,530</u>	<u>13,053,590</u>	<u>(17,288,940)</u>	<u>43%</u>
Athletics Expenses				
Salaries and Benefits	13,259,616	5,815,497	7,444,119	44%
Grant-in-Aid	3,837,520	1,709,358	2,128,162	45%
Other Expenses	13,739,294	6,686,087	7,053,207	49%
Total Athletics Expenses	<u>30,836,430</u>	<u>14,210,942</u>	<u>16,625,488</u>	<u>46%</u>
			-	
Net Athletics Revenue/(Expense)	<u>(493,900)</u>	<u>(1,157,352)</u>	<u>(663,452)</u>	
Results of Auxiliary Operations:				
VP for Institutional Support Services				
Bookstore Revenues	18,287,250	9,327,052	(8,960,198)	51%
Bookstore Transfers	(1,390,000)	(1,145,836)	244,164	82%
Total Bookstore Revenues	<u>16,897,250</u>	<u>8,181,216</u>	<u>(8,716,034)</u>	<u>48%</u>
Total Bookstore Expenses	17,613,020	8,331,674	9,281,346	47%
Net Bookstore Revenue/(Expense)	<u>(715,770)</u>	<u>(150,458)</u>	<u>565,312</u>	
			-	
Public Events Revenues	4,722,820	813,953	(3,908,867)	17%
Public Events Transfers	149,730	62,390	(87,340)	42%
Total Public Events Revenues	<u>4,872,550</u>	<u>876,343</u>	<u>(3,996,207)</u>	<u>18%</u>
Total Public Events Expenses	4,872,550	1,311,683	3,560,867	27%
Net Public Events Revenue/(Expense)	<u>-</u>	<u>(435,340)</u>	<u>(435,340)</u>	
Golf Courses Revenues	2,211,054	988,492	(1,222,562)	45%
Golf Courses Transfers	(39,252)	(16,355)	22,897	42%
Total Golf Courses Revenues	<u>2,171,802</u>	<u>972,137</u>	<u>(1,199,665)</u>	<u>45%</u>
Total Golf Courses Expenses	2,171,802	1,053,357	1,118,445	49%
Net Golf Courses Revenue/(Expense)	<u>-</u>	<u>(81,220)</u>	<u>(81,220)</u>	
Parking and Transportation Revenues	7,796,976	4,617,987	(3,178,989)	59%
Parking and Trans Transfers	(2,448,807)	(1,101,701)	1,347,106	45%
Total Parking and Trans Revenues	<u>5,348,169</u>	<u>3,516,286</u>	<u>(1,831,883)</u>	<u>66%</u>
Total Parking and Trans Expenses	5,548,169	2,248,855	3,299,314	41%
Net Parking and Trans Revenue/(Expense)	<u>(200,000)</u>	<u>1,267,431</u>	<u>1,467,431</u>	
Ticketing Services Revenues	526,000	451,575	(74,425)	86%
Ticketing Services Transfers	348	31,395	31,047	9022%
Total Ticketing Services Revenues	<u>526,348</u>	<u>482,970</u>	<u>(43,378)</u>	<u>92%</u>
Total Ticketing Services Expenses	526,348	353,913	172,435	67%
Net Ticketing Services Revenue/(Expense)	<u>-</u>	<u>129,057</u>	<u>129,057</u>	
Faculty Club Revenues	50,000	17,380	(32,620)	35%
Faculty Club Expenses	50,000	22,995	27,005	46%
Net Faculty Club Revenue/(Expense)	<u>-</u>	<u>(5,615)</u>	<u>(5,615)</u>	
Young Ranch Revenues	55,536	-	(55,536)	0%
Young Ranch Expenses	55,536	21,753	33,783	39%
Net Young Ranch Revenue/(Expense)	<u>-</u>	<u>(21,753)</u>	<u>(21,753)</u>	
Taos & Lawrence Ranch Revenues	50,740	-	(50,740)	0%
Taos & Lawrence Ranch Expenses	50,740	12,837	37,903	25%
Net Taos & Lawrence Ranch Revenue/(Expense)	<u>-</u>	<u>(12,837)</u>	<u>(12,837)</u>	
Total VP for Institutional Support Services Revenues	<u>29,972,395</u>	<u>14,046,332</u>	<u>(15,926,063)</u>	<u>47%</u>
Total VP for Institutional Support Services Expenses	<u>30,888,165</u>	<u>13,357,067</u>	<u>17,531,098</u>	<u>43%</u>
Net VP for Institutional Support Services Revenue/(Expense)	<u>(915,770)</u>	<u>689,265</u>	<u>1,605,035</u>	

Statements of Revenues, Expenses and Changes in Net Assets Format for Regents
For the Five month period ended November 30, 2011
Preliminary and Unaudited

University of New Mexico - Consolidated Total Operations Current Funds

	FY 2012 Full Year <u>Operating Budget</u>	FY 2012 Year-to-Date <u>Actual</u>	Fiscal YTD Favrb/(Unfavrb) <u>Budget</u>	Actual to Budget Benchmark Rate <u>42%</u>
VP for Student Affairs				
AVP Ops/Student Life Revenues	2,345,426	1,268,321	(1,077,105)	54%
AVP Ops/Student Life Transfers	<u>(522,506)</u>	<u>(851,997)</u>	<u>(329,491)</u>	163%
Total AVP Ops/Student Life Revenues	1,822,920	416,324	(1,406,596)	23%
Total AVP Ops/Student Life Expenses	<u>2,082,420</u>	<u>895,455</u>	<u>1,186,965</u>	43%
Net AVP Ops/Student Life Revenue/(Expense)	<u>(259,500)</u>	<u>(479,131)</u>	<u>(219,631)</u>	
Housing and Food Service Revenues	15,189,800	6,329,083	(8,860,717)	42%
Housing Transfers	<u>(3,813,600)</u>	<u>(2,000,000)</u>	<u>1,813,600</u>	52%
Total Housing and Food Service Revenues	11,376,200	4,329,083	(7,047,117)	38%
Total Housing and Food Service Expenses	<u>11,376,200</u>	<u>3,875,625</u>	<u>7,500,575</u>	34%
Net Housing and Food Service Revenue/(Expense)	<u>-</u>	<u>453,458</u>	<u>453,458</u>	
Student Health Center Revenues	7,034,342	3,387,441	(3,646,901)	48%
Student Health Center Expenses	<u>7,134,342</u>	<u>2,776,027</u>	<u>4,358,315</u>	39%
Net Student Health Center Revenue/(Expense)	<u>(100,000)</u>	<u>611,414</u>	<u>711,414</u>	
Student Union Revenues	2,181,266	825,490	(1,355,776)	38%
Student Union Expenses	<u>2,181,266</u>	<u>1,042,809</u>	<u>1,138,457</u>	48%
Net Student Union Revenue/(Expense)	<u>-</u>	<u>(217,319)</u>	<u>(217,319)</u>	
Lobo Cash Revenues	54,498	40,691	(13,807)	75%
Lobo Cash Expenses	<u>54,498</u>	<u>46,697</u>	<u>(7,801)</u>	86%
Net Lobo Cash Revenue/(Expense)	<u>-</u>	<u>(6,006)</u>	<u>(6,006)</u>	
Total VP for Student Affairs Revenues	22,469,226	8,999,029	(13,470,197)	40%
Total VP for Student Affairs Expenses	<u>22,828,726</u>	<u>8,636,613</u>	<u>14,192,113</u>	38%
Net VP for Student Affairs Revenue/(Expense)	<u>(359,500)</u>	<u>362,416</u>	<u>721,916</u>	
Provost and Other Units				
CE Conference Ctr Revenues	246,000	109,642	(136,358)	45%
CE Conference Ctr Transfers	<u>(67,389)</u>	<u>(70,895)</u>	<u>(3,506)</u>	105%
Total CE Conference Ctr Revenues	178,611	38,747	(139,864)	22%
Total CE Conference Ctr Expenses	<u>178,611</u>	<u>105,833</u>	<u>72,778</u>	59%
Net CE Conference Ctr Revenue/(Expense)	<u>-</u>	<u>(67,086)</u>	<u>(67,086)</u>	
Art Museum Revenues	-	5,168	5,168	N/A
Art Museum Expenses	<u>-</u>	<u>-</u>	<u>-</u>	N/A
Net Art Museum Revenue/(Expense)	<u>-</u>	<u>5,168</u>	<u>5,168</u>	
Maxwell Museum Revenues	25,000	14,233	(10,767)	57%
Maxwell Museum Expenses	<u>25,000</u>	<u>4,233</u>	<u>20,767</u>	17%
Net Maxwell Museum Revenue/(Expense)	<u>-</u>	<u>10,000</u>	<u>10,000</u>	
Other Revenues	52,500	(19,814)	(72,314)	-38%
Other Expenses	<u>62,500</u>	<u>26,804</u>	<u>35,696</u>	43%
Net Other Revenue/(Expense)	<u>(10,000)</u>	<u>(46,618)</u>	<u>(36,618)</u>	
Total Provost and Other Units Revenues	256,111	38,334	(217,777)	15%
Total Provost and Other Units Expenses	<u>266,111</u>	<u>136,870</u>	<u>129,241</u>	51%
Net Provost and Other Units Revenue/(Expense)	<u>(10,000)</u>	<u>(98,536)</u>	<u>(88,536)</u>	
Auxiliary Totals				
Total Auxiliary & Concessions Revenues	52,697,732	23,083,695	(29,614,037)	44%
Total Auxiliary & Concessions Expenses	<u>53,983,002</u>	<u>22,130,550</u>	<u>31,852,452</u>	41%
Net Auxiliary Revenue/(Expense)	<u>(1,285,270)</u>	<u>953,145</u>	<u>2,238,415</u>	
Net Athletics Revenue/(Expense)	<u>(493,900)</u>	<u>(1,157,352)</u>	<u>(663,452)</u>	
Net Auxiliary and Athletics Revenue/(Expense)	<u>(1,779,170)</u>	<u>(204,207)</u>	<u>1,574,963</u>	
Net Branch Campuses Aux Revenue/(Expense)	<u>(8,403)</u>	<u>157,161</u>	<u>165,564</u>	
Net All Auxiliary and Athletics Revenue/(Expense)	<u>(1,787,573)</u>	<u>(47,046)</u>	<u>1,740,527</u>	

UNM Debt Service Schedule

As of November 30, 2011

*Includes Hospital Debt

UNM Bond Issue	Fixed or Variable Rate Issue	Original Issue Amount	Outstanding Principal Balance on July 1, 2011	Principal Payment due on June 1, 2012	Interest Payment due on December 1, 2011	Interest Payment due on June 1, 2012	FY 2012 Principal & Interest
Sub Lien System Imp Revenue Bonds Series 2007 A&B: Interest Range 4.096% to 5.28% Final Maturity Year 2036	Fixed Rate	\$136,710,000	\$135,080,000	\$1,695,000	\$3,353,477	\$3,353,477	\$8,401,954
Sub Lien System Imp Revenue Bonds Series 2005: Interest Range 3.0% to 5.0% Final Maturity Year 2035	Fixed Rate	\$125,575,000	\$120,255,000	\$1,925,000	\$2,759,914	\$2,759,914	\$7,444,828
⁽¹⁾ Hospital Mortgage Revenue Bonds Series 2004: Interest Range 2.0% to 5.0% Final Maturity Year 2031	Fixed Rate	\$192,250,000	\$174,435,000	\$4,790,000 (\$2,365,000 paid 7/1/2011) (\$2,425,000 due 1/1/2012)	\$4,167,650 (due 1/1/2012)	\$4,119,659 (due 7/1/2012)	\$13,077,309
Sub Lien System Rfdg Revenue Bonds Series 2003 A: Interest Range 2.0% to 5.25% Final Maturity Year 2018	Fixed Rate	\$21,660,000	\$10,585,000	\$1,025,000	\$277,856	\$277,856	\$1,580,712
Sub Lien System Rfdg Revenue Bonds Series 2003 B&C: Interest Range 1.35% to 5.625% Final Maturity Years B 2024 & C 2033	Fixed Rate	\$11,805,000	\$10,035,000	\$260,000	\$244,717	\$244,717	\$749,434
Sub Lien Sys Rfdg & Imp Revenue Bonds Series 2002 A: Interest Range 2.5% to 5.25% Final Maturity Year 2032	Fixed Rate	\$58,860,000	\$45,525,000	\$2,155,000	\$1,160,482	\$1,160,482	\$4,475,964
Sub Lien Sys Rfdg Revenue Bonds ⁽²⁾ Series 2002 B: Synthetic Fixed Int. Rate 3.83% Final Maturity Year 2026	Variable Rate	\$25,475,000	\$24,890,000	\$1,370,000	\$476,643	\$476,643	\$2,323,286
Sub Lien System Rfdg Revenue Bonds ⁽²⁾ Series 2002 C: Synthetic Fixed Int. Rate 3.94% Final Maturity Year 2030	Variable Rate	\$37,840,000	\$36,390,000	\$365,000	\$716,883	\$716,883	\$1,798,766
Sub Lien System Imp Revenue Bonds Series 2001: 1/2 True Variable Rate ⁽²⁾ Series 2001: 1/2 Synthetic Fixed Interest at 4.16% and 4.19% Final Maturity Year 2026	Variable Rate	\$52,625,000	\$39,185,000	\$1,915,000	\$783,700	\$783,700	\$3,482,400
Sub Lien System Imp Revenue Bonds Series 2000: Interest Range 4.65% to 6.35% Final Maturity Year 2019	Fixed Rate	\$53,231,671	\$3,304,714	\$546,584	\$284,208	\$284,208	\$1,115,000
System Revenue Rfdg Bonds Series 1992 A: Interest Range 5.6% to 6.25% Final Maturity Year 2021	Fixed Rate	\$36,790,000	\$20,830,000	\$1,630,000	\$626,938	\$626,938	\$2,883,876
Grand Total		\$752,821,671	\$620,514,714	\$17,676,584	\$14,852,468	\$14,804,477	\$47,333,529

Note: See attached matrix for funding sources.

(1) Source: UNM Hospital - Both UNM Hospital Principal and Interest payments are made on July 1st and January 1st.

(2) Variable Rate bonds reflect the actual synthetically fixed interest rate that UNM pays.
It is noted that all ranges of interest rates and final maturity dates are reflective of Serial bonds.

FY12 UNM Debt Service - Source of Funds

As of November 30, 2011

	<i>Series 2007A&B</i>	<i>Series 2005</i>	<i>Series 2004</i>	<i>Series 2003B&C</i>	<i>Series 2003A</i>	<i>Series 2002C</i>	<i>Series 2002B</i>	<i>Series 2002A</i>	<i>Series 2001</i>	<i>Series 2000A&B</i>	<i>Series 1992A</i>
Student Fees- Facility	X	X			X	X	X	X			X
Student Fees - IT		X						X			
Capitalized Interest	X										
Parking Services	X	X				X		X			X
UNM Hospital			X		X		X				X
Bookstore					X	X					X
Housing & Dining Services					X	X		X			
Building R&R					X		X	X			X
Real Estate Department	X			X			X	X			
Physical Plant Department	X	X						X	X		
Telecommunications		X						X			
Athletics	X										
Information & Technology Funds		X				X					
KNME											X
Popejoy Hall						X					
MTTC Bldg.							X				
Opto Bldg (CHTM Res Park)							X				
CRTC							X				
Continuing Education							X				
Equipment R&R		X									
Golf Course - North & South						X					
HSC	X							X			
UNM Development Revenues	X										
Interest on Reserve Funds					X	X	X	X			

University of New Mexico
 Instruction and General by Organization Level 3
 For the five month period ended November 30, 2011
 Preliminary and Unaudited

MAIN CAMPUS		(A)				(B)						(B/A)	
		Pooled Revenues	Transfers	Other Revenues	Total Revenues	Faculty Salaries	Staff Salaries	Student Salaries	Benefits	Other Expenditures	Total Expenditures	Net Revenues/ (Expenditures)	Burn Rate
Organization Level 3													
<i>Instruction, Academic and Student Support Services</i>													
AAC	UNM West and Branch Initiatives	779,849	0	37,165	817,015	110,493	83,178	2,700	51,943	118,367	366,681	450,334	44.88%
ABA	Provost Administrative Units	14,062,180	85,783	103,203	14,251,166	634,569	1,927,263	593,533	55,196	637,049	3,847,610	10,403,557	27.00%
ABB	University College	2,535,366	41,590	214	2,577,170	664,242	281,606	53,335	1,213	200,802	1,201,198	1,375,972	46.61%
ABC	School of Public Administration	983,358	950	13	984,321	303,480	54,743	18,779	0	39,333	416,336	567,986	42.30%
ABD	VP for Equity & Inclusion	1,032,175	108,050	(99)	1,140,126	81,694	182,699	70,923	0	33,300	368,617	771,509	32.33%
ABE	VP Division of Enrollment Mgmt	5,840,288	(294,442)	44,179	5,590,025	61,655	1,803,953	69,643	0	436,867	2,372,119	3,217,906	42.43%
ABG	College of Fine Arts	10,109,979	(32,916)	62,161	10,139,225	2,632,069	908,689	352,056	137,688	559,916	4,590,418	5,548,806	45.27%
ABH	College of Arts Sciences	51,355,066	5,164	18,256	51,378,486	13,525,297	3,002,780	4,018,125	1,238,661	1,100,987	22,885,849	28,492,637	44.54%
ABI	Anderson Schools of Management	9,023,979	21,563	1,099	9,046,641	2,903,623	632,028	305,031	168,587	447,929	4,457,197	4,589,443	49.27%
ABJ	College of Education	12,850,057	(4,486)	3,365	12,848,936	3,689,741	1,041,823	444,647	131,958	348,647	5,656,816	7,192,120	44.03%
ABK	School of Engineering	13,803,207	(57,889)	6,380	13,751,698	3,859,045	912,578	423,390	111,717	437,751	5,744,481	8,007,217	41.77%
ABL	School of Law	8,654,023	(60,350)	11,120	8,604,793	1,781,398	824,244	89,572	370	624,122	3,319,706	5,285,087	38.58%
ABM	School of Architecture Planning	3,104,915	0	21,230	3,126,145	1,021,022	183,812	98,513	14,269	102,329	1,419,944	1,706,200	45.42%
ABN	University Libraries	12,986,365	28,150	208,649	13,223,164	978,296	1,629,771	197,682	0	2,735,023	5,540,772	7,682,392	41.90%
ABO	Continuing Education	1,238,527	309,052	61,383	1,608,963	689,738	564,466	38,791	102,433	497,364	1,892,792	(283,829)	117.64%
ABP	Extended University	9,370,076	(750,885)	1,408	8,620,599	115,456	1,348,096	138,111	140,106	295,131	2,036,900	6,583,700	23.63%
ABQ	VP Research & Economic Development	90,993	0	0	90,993	0	21,970	344	0	17,054	39,368	51,625	43.26%
ACA	VP Student Affairs Administration	1,379,639	(70,872)	53,405	1,362,172	79,785	301,789	23,231	0	152,273	557,077	805,095	40.90%
ACB	VP Student Affairs Indpdnt Dept	689,701	13	881	690,595	0	263,431	20,208	17,835	53,662	355,136	335,460	51.42%
ACC	Associate VP Student Services	1,649,432	8,613	42,300	1,700,345	2,938	530,325	98,123	14,745	150,927	797,057	903,288	46.88%
ACD	Associate VP Student Life	816,485	118,929	11,224	946,638	2,394	320,413	2,957	0	112,082	437,847	508,792	46.25%
Sub-Total		162,355,661	(543,983)	687,538	162,499,216	33,136,933	16,819,656	7,059,695	2,186,722	9,100,915	68,303,921	94,195,296	42.03%
<i>University Support Services</i>													
AAA	President Admin Indpnt Office	4,931,518	(1,458)	90	4,930,150	227,800	1,239,204	25,624	1,630	291,298	1,785,556	3,144,594	36.22%
ADA	EVP Administration	12,246,543	198,250	821,301	13,266,094	8,528	2,158,614	36,656	5,000	495,314	2,704,111	10,561,983	20.38%
ADD	Controller	6,848,957	1,131,750	413,909	8,394,616	0	2,970,356	63,277	99,936	318,135	3,451,704	4,942,912	41.12%
ADF	Human Resources	1,765,100	0	67,575	1,832,675	0	629,770	11,350	0	102,113	743,233	1,089,442	40.55%
ADG	VP Institutional Support Services	34,352,502	237,371	54,643	34,644,515	0	4,094,905	12,296	1,137,520	9,050,581	14,295,302	20,349,213	41.26%
ADI	Government & Community Relations	161,053	0	0	161,053	0	66,878	0	0	394	67,272	93,781	41.77%
ADJ	Information Technologies	8,163,667	228,044	4,102	8,395,814	0	255,339	9,998	0	3,357,225	3,622,561	4,773,252	43.15%
AEA	VP Institutional Advancement	0	1,200,000	0	1,200,000	0	330,590	12,592	0	161,599	504,782	695,218	42.07%
Sub-Total		68,469,340	2,993,957	1,361,620	72,824,917	236,328	11,745,656	171,793	1,244,086	13,776,659	27,174,522	45,650,395	37.31%
	Non-Operational Monitoring Activity	(121,973,589)	(23,228,597)	3,667,728	(141,534,457)	0	0	0	0	(499,000)	(499,000)	(141,035,457)	
	Fringe Benefit Pool	41,628,142	(39,134)	0	41,589,008	36,200	0	0	15,734,086	0	15,770,286	25,818,722	
Sub-Total		(80,345,447)	(23,267,731)	3,667,728	(99,945,450)	36,200	0	0	15,734,086	(499,000)	15,271,285	(115,216,735)	
TOTAL MAIN CAMPUS		150,479,554	(20,817,758)	5,716,887	135,378,683	33,409,461	28,565,312	7,231,488	19,164,894	22,378,574	110,749,728	24,628,955	

INTERCOLLEGIATE ATHLETICS

		(A)				(B)						(B/A)	
Organization Level 3		Pooled Revenues	Transfers	Other Revenues	Total Revenues	Faculty Salaries	Staff Salaries	Student Salaries	Benefits	Other Expenditures	Total Expenditures	Net Revenues/ (Expenditures)	Burn Rate
ADC	Intercollegiate Athletics	692,772	75,000	0	767,772	0	187,055	0	8,067	310,121	505,243	262,529	65.81%
TOTAL ATHLETICS		692,772	75,000	0	767,772	0	187,055	0	8,067	310,121	505,243	262,529	65.81%

BRANCH CAMPUSES

AGA	Gallup Branch	4,401,930	(685,335)	50,062	3,766,657	1,850,749	1,209,638	49,079	10,232	1,027,677	4,147,375	(380,718)	110.11%
AGB	Los Alamos Branch	883,684	(41,866)	49,966	891,784	487,989	375,633	6,326	15,131	209,139	1,094,217	(202,433)	122.70%
AGC	Taos Branch	1,604,212	(89,684)	89,885	1,604,412	831,121	623,417	24,662	3,488	560,447	2,043,136	(438,724)	127.34%
AGD	Valencia County Branch	2,621,342	(708,512)	83,021	1,995,851	1,000,742	983,989	70,308	4,417	738,485	2,797,941	(802,090)	140.19%
Sub-Total		9,511,167	(1,525,397)	272,934	8,258,704	4,170,602	3,192,676	150,375	33,268	2,535,748	10,082,669	(1,823,965)	122.09%
Fringe Benefit Pool		5,599,530	(53,585)	0	5,545,945	0	0	0	1,830,893	0	1,830,894	3,715,051	
Sub-Total		5,599,530	(53,585)	0	5,545,945	0	0	0	1,830,893	0	1,830,894	3,715,051	
TOTAL BRANCH CAMPUSES		15,110,697	(1,578,982)	272,934	13,804,649	4,170,602	3,192,676	150,375	1,864,161	2,535,749	11,913,563	1,891,086	

HEALTH SCIENCES CENTER

		(A)				(B)						(B/A)	
Organization Level 3		Pooled Revenues	Transfers	Other Revenues	Total Revenues	Faculty Salaries	Staff Salaries	Student Salaries	Benefits	Other Expenditures	Total Expenditures	Net Revenues/ (Expenditures)	Burn Rate
AFA	VP HSC Administration	20,366,557	(3,809,747)	67,295	16,624,105	388,491	3,440,694	9,978	11,202	2,373,369	6,223,734	10,400,371	37.44%
AFB	HS Library and Informatics Center	5,172,056	51,757	15,644	5,239,457	406,226	868,056	21,729	8,902	822,296	2,127,209	3,112,248	40.60%
AFC	School of Medicine	45,968,288	(3,092,697)	15,006	42,890,597	9,321,436	5,557,355	340,669	81,802	961,032	16,262,294	26,628,303	37.92%
AFD	College of Nursing	6,269,477	280,129	4,150	6,553,756	1,659,024	576,982	90,642	110,952	206,529	2,644,129	3,909,627	40.35%
AFE	College of Pharmacy	5,892,876	(250,172)	3,122	5,645,826	1,495,662	409,345	153,280	129,393	337,546	2,525,226	3,120,600	44.73%
AFI	HSC VP Research	24,405	(19,350)	0	5,055	0	0	0	0	0	0	5,055	0.00%
Sub-Total		83,693,659	(6,840,080)	105,217	76,958,796	13,270,839	10,852,432	616,298	342,251	4,700,772	29,782,592	47,176,204	38.70%
Non-Operational Monitoring Activity		(62,489,478)	6,777,688	3,374,079	(52,337,711)	0	0	0	0	319,146	319,146	(52,656,857)	
Fringe Benefit Pool		18,435,981	(2,033)	0	18,433,948	0	74,312	0	5,774,214	0	5,848,526	12,585,422	
Sub-Total		(44,053,497)	6,775,655	3,374,079	(33,903,763)	0	74,312	0	5,774,214	319,146	6,167,672	(40,071,435)	
TOTAL HEALTH SCIENCES CENTER		39,640,162	(64,425)	3,479,296	43,055,033	13,270,839	10,926,744	616,298	6,116,465	5,019,918	35,950,264	7,104,769	
GRAND TOTAL		205,923,184	(22,386,166)	9,469,116	193,006,134	50,850,901	42,871,787	7,998,162	27,153,586	30,244,363	159,118,799	33,887,335	


University of New Mexico
 Compensation Analysis by Organization Level 3
 For the five month period ended November 30, 2011
 Preliminary and Unaudited

Organization Level 3	FY 2012 YTD Faculty Compensation	FY 2012 YTD Staff Compensation	Ga Ta Ra Pa Salaries	Housestaff Salaries	Student Employment	Workstudy	FY 2012 YTD Student Compensation	FY 2012 YTD Total Compensation	% of FY 2012 YTD Total	FY 2012 Full Year Compensation Original Budget	Benchmark (42%) FY 2012 YTD Total Compensation to FY 2012 Total Budget	FY 2011 Full Year Compensation Actual at 6/30/2011	FY 2012 YTD Total Compensation to FY 2011 Full Year Actual
Instruction, Academic and Student Support Services (Main & Branches)													
Anderson Schools of Management ASM	3,048,414	659,831	269,505	-	65,007	1,124	335,635	4,043,880	4.15%	9,987,892	40.49%	10,045,999	40.25%
Assoc. VP Student Life (ACD)	4,319	2,301,757	31,416	-	590,023	15,961	637,401	2,943,476	3.02%	8,587,275	34.28%	7,145,048	41.20%
Associate VP Student Services	7,674	819,422	14,032	-	331,354	13,472	358,858	1,185,953	1.22%	2,810,889	42.19%	2,772,115	42.78%
College of Arts Sciences A S	13,883,325	3,519,017	3,990,580	97,055	188,025	43,561	4,319,221	21,721,564	22.30%	49,752,576	43.66%	52,594,774	41.30%
College of Education COE	3,753,658	1,250,117	451,012	9,250	40,742	5,376	506,380	5,510,155	5.66%	13,177,329	41.82%	13,416,036	41.07%
College of Fine Arts CFA	2,738,224	959,358	309,412	-	91,256	19,919	420,587	4,118,170	4.23%	9,417,977	43.73%	10,490,847	39.25%
Continuing Education Cont Ed	698,502	634,126	16,872	-	20,978	941	38,791	1,371,419	1.41%	4,324,954	31.71%	3,175,936	43.18%
Extended University Ext Univ	115,456	1,348,096	39,973	-	88,767	9,371	138,111	1,601,662	1.64%	3,924,315	40.81%	3,778,547	42.39%
Gallup Branch	1,856,961	1,250,763	3,331	-	22,918	26,219	52,468	3,160,193	3.24%	8,945,880	35.33%	8,277,530	38.18%
LosAlamos Branch	491,189	396,290	1,332	-	2,133	2,861	6,326	893,805	0.92%	2,316,325	38.59%	2,217,812	40.30%
Provost Administrative Units	635,270	2,869,569	557,010	9,917	167,923	45,414	780,264	4,285,102	4.40%	10,972,513	39.05%	9,527,450	44.98%
School of Architecture Planning	1,071,450	197,360	89,378	-	12,013	3,743	105,134	1,373,944	1.41%	3,267,451	42.05%	3,300,954	41.62%
School of Engineering	4,092,078	1,029,492	486,817	3,033	139,850	7,283	636,984	5,758,553	5.91%	14,585,526	39.48%	14,048,748	40.99%
School of Law LAW	2,012,906	1,140,142	-	-	91,247	6,784	98,032	3,251,080	3.34%	8,751,176	37.15%	7,983,278	40.72%
School of Public Administration	303,480	54,743	21,361	-	2,425	870	24,656	382,879	0.39%	989,463	38.70%	996,793	38.41%
Taos Branch	834,648	667,416	-	-	14,716	27,431	42,147	1,544,211	1.59%	3,851,780	40.09%	3,692,538	41.82%
University College UC	698,242	281,606	46,021	-	3,515	4,116	53,651	1,033,499	1.06%	3,348,120	30.87%	2,979,722	34.68%
University Libraries	1,121,899	1,673,530	84,791	-	144,295	57,361	286,447	3,081,876	3.16%	8,086,871	38.11%	7,820,947	39.41%
UNM West and Branch Initiatives	110,493	83,178	2,700	-	-	-	2,700	196,370	0.20%	472,575	41.55%	462,192	42.49%
Valencia County Branch	1,001,320	1,078,317	13,050	-	38,156	33,198	84,404	2,164,041	2.22%	6,185,673	34.98%	5,123,738	42.24%
VP Division of Enrollment Mgmt	61,655	1,833,954	4,941	-	81,092	31,365	117,397	2,013,007	2.07%	5,032,445	40.00%	4,952,334	40.65%
VP for Equity & Inclusion	81,694	197,127	46,300	34,820	14,704	2,103	97,928	376,749	0.39%	703,121	53.58%	1,602,516	23.51%
VP Resrch & Econ Dvlpmnt	486,346	1,403,746	14,607	3,750	36,142	1,322	55,820	1,945,912	2.00%	4,918,047	39.57%	4,498,778	43.25%
VP Student Affairs Administration	84,026	314,877	5,827	-	19,620	3,181	28,628	427,531	0.44%	1,136,771	37.61%	1,101,482	38.81%
VP Student Affairs Indpdnt Dept ID	37,538	1,776,887	1,334	-	143,346	7,177	151,856	1,966,282	2.02%	5,063,107	38.84%	3,861,751	50.92%
Sub-Total Instruction, Academic and Student Support Services (Main & Branches)	39,230,766	27,740,721	6,501,600	157,826	2,350,246	370,153	9,379,825	76,351,312	78.39%	190,610,051	40.06%	185,867,864	41.08%
University Support Services (Main & Branches)													
Controller	-	3,143,367	3,200	-	61,671	2,993	67,864	3,211,231	3.30%	7,862,217	40.84%	8,445,373	38.02%
EVP Administration	44,727	2,252,304	-	-	34,922	1,734	36,656	2,333,688	2.40%	6,018,994	38.77%	5,804,475	40.20%
Government & Community Relations	-	70,827	-	-	6,550	-	6,550	77,376	0.08%	186,247	41.54%	196,802	39.32%
Human Resources HR	-	629,770	3,456	-	7,343	551	11,350	641,120	0.66%	1,562,461	41.03%	1,700,418	37.70%
Information Technology Services	-	255,339	-	-	8,849	1,149	9,998	265,336	0.27%	743,642	35.68%	491,026	54.04%
President Admin Indpnt Office	227,800	1,332,836	6,000	-	17,946	1,678	25,624	1,586,260	1.63%	4,264,623	37.20%	3,993,139	39.72%
VP Institutional Adv College	-	330,590	-	-	10,361	2,231	12,592	343,182	0.35%	898,845	38.18%	959,714	35.76%
VP Institutional Support Services	4,000	7,360,167	-	-	307,680	8,369	316,049	7,680,216	7.89%	19,883,051	38.63%	18,365,449	41.82%
Sub-Total University Support Services (Main & Branches)	276,528	15,375,199	12,656	-	455,322	18,704	486,682	16,138,409	16.57%	41,420,080	38.96%	39,956,396	40.39%
Intercollegiate Athletics													
Intercollegiate Athletics	2,426	4,767,433	61,160	-	76,824	2,869	140,853	4,910,712	5.04%	10,255,548	47.88%	10,870,090	45.18%
Sub-Total Intercollegiate Athletics	2,426	4,767,433	61,160	-	76,824	2,869	140,853	4,910,712	5.04%	10,255,548	47.88%	10,870,090	45.18%
TOTAL Compensation (Main, Branches and Athletics)	39,509,719	47,883,354	6,575,416	157,826	2,882,392	391,726	10,007,360	97,400,433	100.00%	242,285,679	40.20%	236,694,350	41.15%

University of New Mexico
 Compensation Analysis by Organization Level 3
 For the five month period ended November 30, 2011
 Preliminary and Unaudited

Organization Level 3	FY 2012 YTD Faculty Compensation	FY 2012 YTD Staff Compensation	<i>Ga Ta Ra Pa Salaries</i>	<i>Housestaff Salaries</i>	<i>Student Employment</i>	<i>Workstudy</i>	FY 2012 YTD Student Compensation	FY 2012 YTD Total Compensation	% of FY 2012 YTD Total	FY 2012 Full Year Compensation Original Budget	Benchmark (42%) FY 2012 YTD Total Compensation to FY 2012 Total Budget	FY 2011 Full Year Compensation Actual at 6/30/2011	FY 2012 YTD Total Compensation to FY 2011 Full Year Actual
<i>Health Sciences Center</i>													
College of Nursing	1,682,890	613,938	80,145	-	8,468	2,030	90,643	2,387,471	2.41%	6,396,915	37.32%	5,631,022	42.40%
College of Pharmacy	1,633,721	968,478	128,790	37,324	25,395	2,632	194,141	2,796,340	2.82%	8,023,615	34.85%	6,459,718	43.29%
HS Library and Informatics Center	406,226	988,015	-	-	19,683	2,047	21,730	1,415,971	1.43%	3,676,144	38.52%	3,690,691	38.37%
School of Medicine	55,086,417	20,121,585	335,498	11,269,741	344,240	14,430	11,963,909	87,171,911	87.91%	208,119,428	41.89%	199,712,330	43.65%
VP HSC Administration	694,933	3,853,800	18,782	13,116	10,633	-	42,531	4,591,264	4.63%	9,640,089	47.63%	10,198,510	45.02%
HSC VP Research	173,752	602,642	-	-	22,678	1,263	23,941	800,335	0.81%	2,512,878	31.85%	1,659,079	48.24%
	<u>59,677,939</u>	<u>27,148,458</u>	<u>563,215</u>	<u>11,320,181</u>	<u>431,097</u>	<u>22,402</u>	<u>12,336,895</u>	<u>99,163,292</u>	<u>100.00%</u>	<u>238,369,069</u>	<u>41.60%</u>	<u>227,351,350</u>	<u>43.62%</u>
<i>Sponsored Programs</i>	<u>14,037,332</u>	<u>17,860,726</u>	<u>6,247,940</u>	<u>2,422,391</u>	<u>1,154,080</u>	<u>1,306,497</u>	<u>11,130,908</u>	<u>43,028,966</u>		<u>120,503,033</u>		<u>107,363,232</u>	
<i>TOTAL Compensation (Main, Branches, Athletics, HSC and Sponsored Programs)</i>	<u>113,224,990</u>	<u>92,892,538</u>	<u>13,386,572</u>	<u>13,900,397</u>	<u>4,467,569</u>	<u>1,720,626</u>	<u>33,475,163</u>	<u>239,592,691</u>		<u>601,157,781</u>		<u>571,408,933</u>	

Tab 9



December 20, 2011

TO: Jack Fortner, Esq., President
UNM Board of Regents

FR: Carolyn J. Abeita, Esq., Chair *CJA/pur*
HSC Board of Directors

RE: Request for Items to be placed on UNM Board of Regents' Agenda

cc: Paul B. Roth, MD, MS, FACEP, Chancellor for Health Sciences
Scot Sauder, Senior Associate University Counsel
Pug Burge, HSC Chief Administrative Officer
Ellen Wenzel, Special Assistant, UNM Board of Regents
Steve McKernan, HS Chief Operations Officer
Monica Sartelle, Executive Assistant, UNMH Board of Trustees
Mary Gauer, Group Manager, Office of Capital Projects
Bruce Cherrin, UNM Chief Procurement Officer

RECOMMENDED ACTION:

The Health Sciences Center Board of Directors respectfully requests that the following items be placed on the UNM Board of Regents' Consent Agenda:

- 1) Recommendation to the UNM Board of Regents for Approval of Atrisco Heritage Academy Clinic (Gauer)
- 2) Recommendation to the UNM Board of Regents for Approval of UNMH Contract with Kurt Salmon US, Inc. (McKernan)

Documents detailing each item are attached.

BACKGROUND:

At the December 20, 2011 meeting, the HSC Board of Directors unanimously approved the above items. The HSC Board of Directors respectfully recommends final approval of these items.

Attachments

2011-106-HSCBoD



Office of Capital Projects

**MEMORANDUM TO ADVANCE
COMMITTEE AGENDA ITEM TO
THE BOARD OF REGENTS
THE UNIVERSITY OF NEW MEXICO**

DATE: December 8, 2011
TO: Dr. Paul B. Roth, Chancellor for Health Sciences Center
FROM: Mary Gauer, Group Manager, Office of Capital Projects
RE: Requested Approval

RECOMMENDED ACTION:

Recommend to the Board of Regents HSC Board of Directors the following:

1. Request for Capital Project Approval for Atrisco Heritage Academy School Based Health Center

Please see attached summary and drawings.

cc: Pug Burge, Associate VP, Health Sciences Center Administration
Chris Vallejos, Associate VP, Institutional Support Services
Vahid Staples, Budget Officer, Office of Planning, Budget & Analysis
Mary Kenney, Robert Doran – PCD
W. Turner, R. Henrard, C. Martinez, T. Sanchez – OCP
Mary Kay Anderson, PhD, FNP-BC, Assoc. Professor & Practice Team Chair
Nancy Ridenour, PhD, RN, APRN, BC, FAAN, Dean, College of Nursing

**REQUEST FOR CAPITAL PROJECT APPROVAL for
ATRISCO HERITAGE ACADEMY SCHOOL BASED HEALTH CENTER
UNIVERSITY OF NEW MEXICO
February 14, 2012**

REQUESTED ACTION:

In accordance with Section 7.12 of the Board of Regents Policy Manual and as required by the New Mexico Higher Education Department and New Mexico State Board of Finance, project approval is requested for Atrisco Heritage Academy School Based Health Center for the University of New Mexico Health Sciences Center.

PROJECT DESCRIPTION:

This project will design, build out and equip a 3,906 square foot School Based Health Center (SBHC) at Albuquerque Public Schools' (APS) Atrisco Heritage Academy (AHA) High School. The facility will be constructed within an existing shelled space which was specifically designed to accept a community based clinic. This space is located within an administrative building on the campus with independent access to both students and the public. The clinic will include eight exam rooms, a med room, clean and soiled utility rooms, a nurse station, a shared conference space and other necessary support areas to ensure New Mexico Department of Health Licensure. Construction will include installation of mechanical units and controls, plumbing, lighting, power, data and voice, access controls, walls, flooring, casework, furniture and medical and computer equipment. A lease agreement between APS and the Regents of the University of New Mexico (UNM) will govern operating procedures.

PROJECT RATIONALE:

This project supports the Health Resources & Services Administration (HRSA) requirements for their Affordable Care Act Grants for School Based Health Centers Capital Program. The AHA is located in a federally designated Medically-Underserved Area and Population. The proposed project which is an effective partnership between the school, the community, and UNM will provide a comprehensive set of health-related services which are vastly expanded from the current school nursing services. In addition, the primary care services will also be accessible to families of students, school staff, and community members who lack options for health care due to geographical and cultural challenges, lack of transportation as well as financial and language barriers. Primary care services in the SBHC will be patient-centered. Oversight will be an effective partnership between APS, UNM Hospital, and the Health Sciences Division of UNM.

FUNDING:

The total estimated Project Budget is \$791,800:

- \$500,000 is funded from HRSA grant, award number C12CS21954
- \$291,800 is funded from UNM Hospital Capital Initiative Funds

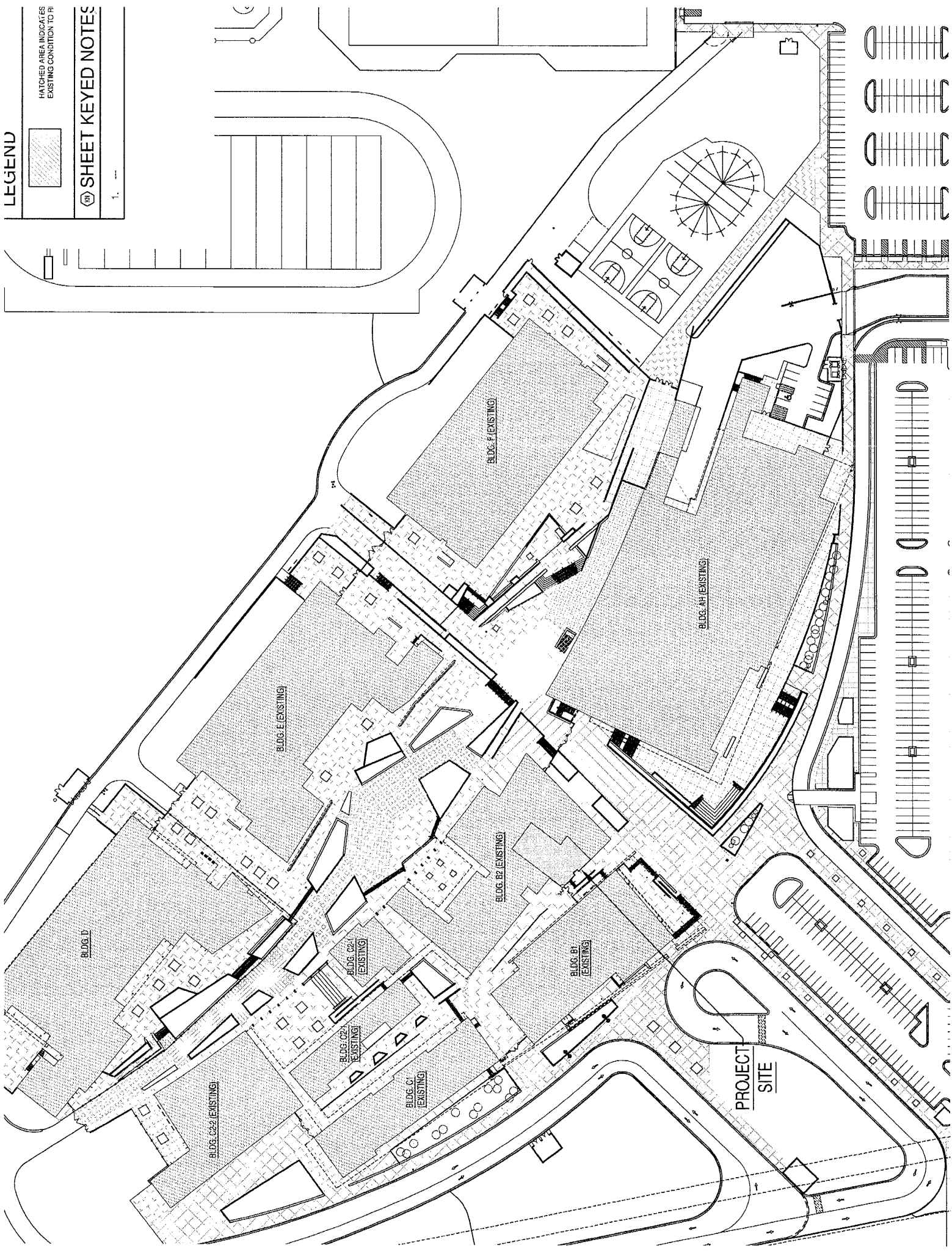
LEGEND



HATCHED AREA INDICATES
EXISTING CONDITION TO RI

SHEET KEYED NOTES

1. ---



STAFF LOUNGE (66 SF)

HSKPG (45 SF)

EXAM (104 SF)

EXAM (104 SF)

EXAM (104 SF)

COORD. OFFICE (61 SF)

EXAM (97 SF)

EXAM/TREAT (120 SF)

WAITING/RECEPTION (100 SF)

STAFF W.C. (44 SF)

STOR. (33 SF)

PYXIS

CLEAN HOLDING (89 SF)

SOILED HOLDING (63 SF)

TEAM ROOM (104 SF)
MED RECS

NOURISH (16 SF)

NURSE STATION (166 SF)

CONSULT (92 SF)

EXAM (92 SF)

EXAM (92 SF)

EXAM (92 SF)

EXAM (92 SF)

EXAM (92 SF)

EXAM (92 SF)

EDUCATIONAL CLASSROOM/ CONFERENCE ROOM (378 SF)

MED. ROOM (122 SF)
REF.
MED PYXIS

EXAM/LAB (100 SF)

PAT. W.C. (53 SF)

M. W.C. (43 SF)

W. W.S. (47 SF)

PEDS SCALE

FED

Tab 10

UNM Hospital Board of Trustees
RECOMMENDATION TO HSC BOARD OF DIRECTORS
December 2011

Approval

(1) Kurt Salmon US INC

Source of Funds: UNM Hospitals Operating Budget

Description

Kurt Salmon will lead The University of New Mexico Health System (UNMHS) in the development of a comprehensive strategic plan. The Scope of Work includes affirmation or revisions of the Mission and Vision, the development of guiding principles, and a set of focused, implementable actions. They will validate or recommend adjustments to the 2010 Facility Master Plan and develop a financial model that provides leadership with the quantitative analytics necessary to support future ongoing decisions and actions. Core deliverables to be completed include:

- A process to engage the key constituencies of UNMHS in the assessment, discussion, and conclusions reached over the course of the work.
- A comprehensive situation assessment (external and internal profiles) and the implications for UNMHS. This external assessment comprises a national-level review of trends in the industry, a local/regional review of UNMHS markets and the medical center's relative positions and potential. A formal report including all analyses, supported by working presentations, will be prepared.
- Guiding principles and strategies identifying major priorities for UNMHS over the coming 5-10 years and their respective implementation requirements. These priorities will be defined through the prism of the institutional mission/vision and through iterative discussions with the Steering Committee and other participants.
- An implementation plan outlining how the nearer-term initiatives fit into UNMHS's ongoing planning, including capital budgets and facility planning.
- Three tools – The Kurt Salmon volume forecast model and financial model, plus Kurt Salmon's strategic planner implementation software called "Strategy Planner" – to allow UNMHS to continue to update and modify over time. Strategic plans need to be fluid as changes will inevitably occur.

Process

RFP # P183-11 Issued August 2, 2011, awarded based on highest point scores.

Total Cost

\$534,080 plus NM Gross Receipts Tax

Tab 11



HEALTH SCIENCES CENTER BOARD OF DIRECTORS

December 22, 2011

TO: Jack Fortner, Esq., President
UNM Board of Regents

FR: Carolyn J. Abeita, Esq., Chair *CAJ*
HSC Board of Directors

RE: Request for Items to be placed on UNM Board of Regents' Agenda

cc: Paul B. Roth, MD, MS, FACEP, Chancellor for Health Sciences
Scot Sauder, Senior Associate University Counsel
Pug Burge, HSC Chief Administrative Officer
Ellen Wenzel, Special Assistant, UNM Board of Regents
Steve McKernan, HS Chief Operations Officer
Monica Sartelle, Executive Assistant, UNMH Board of Trustees
Bruce Cherrin, UNM Chief Procurement Officer

RECOMMENDED ACTION:

The Health Sciences Center Board of Directors respectfully requests that the following items be placed on the UNM Board of Regents' agenda as Information Items:

- 1) Capital Project Approval: Bill & Barbara Richardson Pavilion Emergency Department Triage Renovation – approximately \$337,800 (McKernan)
- 2) UNMH Contract with Scrubs Direct – approximately \$350,000 (McKernan)

Background documentation is attached.

BACKGROUND:

At the December 20, 2011 meeting, the HSC Board of Directors discussed the above Information Items . The HSC Board of Directors respectfully recommends placing these items on their agenda as Information Items.

Attachments

2011-107-HSCBoD



**INFORMATIONAL SUBMISSION
BBRP ED TRIAGE RENOVATION
DECEMBER 20, 2011, UNM HSC BOARD OF DIRECTORS**

REQUESTED ACTION:

In accordance with Section 7.12 of the Board of Regents Policy Manual and as required by the New Mexico Higher Education Department and New Mexico State Board of Finance, project approval is requested for **BBRP ED TRIAGE RENOVATION**.

PROJECT DESCRIPTION:

University of New Mexico Hospital's Barbara & Bill Richardson Pavilion (BBRP) Emergency Department (ED), located at 2211 Lomas Boulevard NE., currently has three triage rooms, which handle over 86,000 emergency cases each year. These exam rooms are used to determine the priority of patients' treatments based on the severity of their condition. The check in and vitals area, along with the limited number of triage rooms has created a bottleneck, which has resulted in a reduction in department efficiency. This project will double the number of triage rooms, while improving flow for patients and staff. This project provides a functional solution and minimizes disruption to delivery of emergency medical treatment.

PROJECT RATIONALE:

The present Emergency Department check-in and triage capacity at BBRP limits UNMH's ability to serve the public. To meet the growing need for emergency medical services and provide for successful patient outcomes, increasing triage rooms is necessary.

FUNDING:

The total estimated Project Budget is \$337,800.00:

FY-11 Architectural Design and Site Investigation	\$ 24,800.00
FY-12 Construction Renovation	<u>313,000.00</u>
	\$337,800.00

- \$ 24,800.00 is funded from UNMH FY-11 Capital Budget.
- \$313,000.00 is funded from UNMH FY-12 Capital Budget.

Tab 12

(2) Scrubs Direct

Source of Funds: UNM Hospitals Operating Budget (for information only)

Description

Request for a two year contract with option to renew for two additional years, upon written mutual consent for an Employee Scrub and Uniform Supply Program. The Professional Identity Project at UNMH will allow for employees to wear specific colors of scrubs, work shirts, or polos to identify staff as both an employee of University of New Mexico Hospitals and as a member of the healthcare team identified by the specific colors employees wear. The program is for patient safety, security, patient satisfaction and to ensure our staff is professionally dressed. This program was modeled after programs at other Academic Medical Centers such as University of Colorado, Emory, Medical University of South Carolina, John Hopkins and Mayo Clinic.

Process

RFP 189-11 Issued September 30, 2011, awarded based on highest point scores

Total Cost

\$350,000 plus NM Gross Receipts Tax

