



**UNIVERSITY OF NEW MEXICO
BOARD OF REGENTS**

Agenda

**September 11, 2015
9:00 AM
Student Union Building, Ballroom C**

The Board of Regents of the University of New Mexico
Meeting in Open Session and Executive Session
September 11, 2015, 9:00 AM
Student Union Building, Ballroom C
Executive Session-Luncheon, Cherry Silver Room
***revised** AGENDA**

TAB

I.	Call to Order, Confirmation of a Quorum and Adoption of the Agenda.....	1
	<i>Regent President Jack L. Fortner</i>	
II.	Approval of Minutes: August 11, 2015 special meeting and August 14, 2015 regular meeting	2
	<u>Public Comment, specific to agenda items</u> (limit 3 min. per speaker)	
III.	The President's Administrative Report, <i>President Robert G. Frank</i>	3
IV.	Action Item: Reaffirmation of Naming of The Pit, <i>Regent Jack Fortner</i>	4
	<u>Comments from Regents</u>	
V.	Regent Committee Reports	
	<u>Finance and Facilities Committee, Regent James H. Koch, Chair</u>	
	<u>Action Items</u>	
	1. University Branding, <i>Cinnamon Blair, Chief Univ. Mtg. & Comm. Officer; Terry Babbitt, AVP Enrollment Mgmt.</i>	5
	2. Monthly Consolidated Financial Reports (information item), <i>Liz Metzger, Univ. Controller</i>	6
	3. Capital Project Approval for Photovoltaic Shade Structure at the McKinnon Family Tennis Center, <i>Chris Vallejos, AVP, ISS</i>	7
Consent	4. Approval of Request to Establish Quasi-Endowment Fund.....	8
	<i>Geraldine Forbes Isais, Dean School of Architecture and Planning</i>	
Consent	5. Approval of Appointment to the STC.UNM Board of Directors	9
	<i>Lisa Kuuttila, CEO & CEDO, STC.UNM</i>	
	6. Approval of Naming Committee Recommendation for Hodgin Hall Courtyard.....	10
	<i>Larry Ryan, VP Univ. Development, UNM Foundation</i>	
Consent	7. Approval of Appointment to Harwood Foundation Governing Board.....	11
	<i>Marcia Winter, Chair, Harwood Foundation Governing Board</i>	
	8. Approval of FY15 Year-End Undesignated Reserve Report, <i>Andrew Cullen, AVP, OPB&A</i>	12
	9. Approval of Authorizing Resolution Subordinate Lien System Refunding and Improvement Revenue Bonds UNM Series 2016A and 2016B, <i>Andrew Cullen, AVP, OPB&A</i>	13
	<u>Information Items</u>	
	10. Annual Actuarial Valuation , <i>Aon Hewitt; Mike Duran, Chief HR Operations Officer</i>	14
	11. Capital Projects Executive Summary Report Update , <i>Chris Vallejos, AVP, ISS</i>	15
	12. UNM Regents' Endowment Fund Portfolio	16
	<i>Leslie Boni, Assoc. Prof. Anderson School and Graduate School of Management</i>	
	<u>Academic/Student Affairs & Research Committee, Regent Bradley C. Hosmer, Chair</u>	
	1. Update from the Provost, <i>Chaouki Abdallah</i>	17
	<u>Action Item</u>	
	2. Summer Degree Candidates, <i>Pamela Pyle, Faculty Senate President-Elect</i>	18
	<u>Information Items</u>	
	3. Academic Dashboards, <i>Provost; Greg Heileman, Assoc. Provost; Terry Babbitt, AVP EM</i>	19
	4. UNM Newsroom Update, <i>Steve Carr, University News and Communications</i>	20
	5. Online Enrollment Management, <i>Terry Babbitt, AVP; Monica Orozco Obando, Vice Provost</i>	21

* Revised agenda denotes Finance and Facilities (F&F) Committee consent items and the information items that have been stricken from the F&F agenda.

6. KUNM Advisory Radio Board Annual Report.....	22
<i>Carol Parker, Senior Vice Provost; Richard Towne, General Manager KUNM</i>	

Health Sciences Center Board of Directors, Regent Robert M. Doughty, Chair

Action Items

1. Approval of the Health Sciences Center Summer Candidates, <i>Leslie Morrison</i>	23
2. Approval of the College of Population Health, <i>Deborah Helitzer</i>	24
3. Approval of UNM Hospitals Contracts, <i>Steve McKernan, CEO UNM Hospitals</i>	25
a. Blue Cross Blue Shield of New Mexico	
b. Ikaria – Mallinckrodt Pharmaceuticals	
c. Cyberonics Inc – VNS Therapy System	
d. Lifecell Corporation	

Information Items

4. Chancellor's Report, <i>Paul Roth</i>	26
5. HSC Financial Update, <i>Ava Lovell, Exec. Ofcr. Finance & Admin., HSC</i>	27

Audit and Compliance Committee, Regent Bradley C. Hosmer, Chair

Information Item

1. Meeting Summary, August 18, 2015 Meeting.....	28
--	----

VI. Comments from Regents' Advisors.....	29
--	----

Ann Rhoades, President, Alumni Association
Michelle Coons, Chair, UNM Foundation Board of Trustees (quarterly report)
Texanna Martin, President, GPSA
Jenna Hagengruber, President, ASUNM
Crystal Davis, President, Staff Council
Stefan Posse, President, Faculty Senate
Carol Stephens, President, Retiree Association
Catherine Cullen, President, Parent Association

Public Comment (items not on agenda; limit 3 min. per speaker)

VII. Vote to close the meeting and proceed in Executive Session	
---	--

Executive Session-Cherry Silver Room

1. Discussion and determination where appropriate of threatened or pending litigation pursuant to Section 10-15-1.H(7), NMSA (1978)
2. Discussion of purchases of more than \$2,500 that can be made from only one source or competitive sealed proposals under the Procurement Code pursuant to Section 10-15-1.H(6), NMSA (1978)
3. Discussion and determination where appropriate of the purchase, acquisition or disposal of real property pursuant to Section 10-15-1.H(8), NMSA (1978)

VIII. Vote to re-open the meeting and certification that only those matters described in Agenda Items VII. were discussed in Closed Session and if necessary, final action with regard to those matters will be taken in Open Session.	
--	--

IX. Vote to Adjourn	
---------------------	--

X. Appendix: Minutes of Health Sciences Center Meetings.....	Appendix
a. HSC Board of Directors, July 17, 2015 Meeting Minutes	
b. UNM Hospitals Board of Trustees, July 31, 2015 Meeting Minutes	
c. Sandoval Regional Medical Center, Inc. Board of Directors, July 22, 2015 Meeting Minutes	

**Minutes of the Special Meeting of the Board of Regents of the University of New Mexico
Regent Orientation
August 11, 2015
Roberts Room, Scholes Hall, Room 204**

Members present

Ryan Berryman; Robert M. Doughty; James H. Koch; Marron Lee

Members not present

Jack L. Fortner; Bradley C. Hosmer; Suzanne Quillen

Administration and Presenters present

Robert G. Frank, President; Chaouki Abdallah, Provost and EVP for Academic Affairs; David Harris, EVP of Administration, COO, CFO; Elsa Cole, University Counsel; Dorothy Anderson, VP HR; Terry Babbitt, AVP Enrollment Management; Chris Vallejos, AVP Institutional Support Services; Connie Beimer, Interim Director, Government Relations; Matt Muñoz, Government Relations; Joseph Thompson, UNM Lobbyist; Liz Metzger, Controller; Bob Goodman, Pres. and CEO Sandia Foundation; Lisa Kuuttila, CEO and Chief Econ. Dev. Officer, STC.UNM; Jeff Zumwalt, VP Lobo Energy, Inc.; Paul Krebs, VP Athletics; Karen Abraham, AVP Alumni Relations

Others in attendance

Members of the administration, faculty, staff, students, the media and others.

CALL TO ORDER

Regent James Koch called the meeting to order at 8:30 AM. A quorum was confirmed.

AGENDA (Information Items)

The items on the agenda were presented for orientation purposes for the new regents on the board. Materials in the agenda eBook were presented. As specified in the agenda, there were no items upon which action was taken. There was discussion only.

ADJOURN

The motion to adjourn the meeting passed unanimously (1st Lee; 2nd Doughty).

The meeting adjourned at 11:50 AM.

Approved:

Attest:

Jack L. Fortner, President

Bradley C. Hosmer, Secretary/Treasurer

Minutes of the Regular Meeting of the Board of Regents of the University of New Mexico
August 14, 2015
Student Union Building, Ballroom C

Members present

Jack L. Fortner, President; Bradley C. Hosmer, Sec. Treasurer; Ryan Berryman; James H. Koch; Marron Lee; Suzanne Quillen

Members not present

Robert M. Doughty, Vice President

Administration present

Robert G. Frank, President; Chaouki Abdallah, Provost and EVP for Academic Affairs; Paul Roth, Chancellor for Health Sciences; David Harris, EVP of Administration, COO, CFO; Dorothy Anderson, VP HR; Liz Metzger, University Controller; Ava Lovell, Sr. Exec. Officer of Finance and Administration, HSC; Elsa Cole, University Counsel; Eliseo 'Cheo' Torres, VP Student Affairs; Helen Gonzales, Chief Compliance Officer; Cinnamon Blair, Chief University Marketing and Communications Officer

Regents' Advisors present

Stefan Posse, Faculty Senate; Texanna Martin, GPSA; Jenna Hagengruber, ASUNM; Carol Stephens, Retiree Association

Presenters in attendance

Bob Goodman, President & CEO, Sandia Foundation; Dick Knipfing, UNM Alumnus; Connie Beimer, Interim Dir. Government Relations; Bruce Cherrin, Chief Procurement Officer; Chris Vallejos, AVP ISS; Craig White, Interim Dean, Anderson School of Management; Carlos Romero, AVP, Research and Compliance; Virginia Scharff, Associate Provost for Faculty Development

Others in attendance

Members of the administration, faculty, staff, students, the media and others.

CALL TO ORDER, CONFIRMATION OF A QUORUM AND APPROVAL OF THE AGENDA

Regent President Fortner called the meeting to order at 9:07 AM. A quorum was confirmed. Regent Fortner announced a modification to the agenda, to strike Health Sciences Center action item 1, Tab 19, approval of naming the Teleconferencing Center.

The motion to approve the agenda as modified passed by unanimous vote with a quorum of Regents present and voting. (1st Lee; 2nd Hosmer).

APPROVAL OF MINUTES

The motion to approve the minutes of the June 12, 2015 regular meeting passed by unanimous vote with a quorum of Regents present and voting (1st Quillen; 2nd Hosmer).

PUBLIC COMMENT

Carol Stephens, President of the UNM Retiree Association, requested removal from the consent agenda, Finance and Facilities Committee action item 5, Tab 7, Approval of revised Regents' Policy 7.14, Risk Management and Insurance. The request was made to allow for discussion of the item before the vote for approval.

THE PRESIDENT'S ADMINISTRATIVE REPORT

President Robert Frank provided a report to the Board and discussed three interrelated issues, research, innovation efforts as a University, and how they relate to STC.UNM and Innovate ABQ, Inc. The strategic value of the National Labs to the University of New Mexico was discussed and how the Labs distinguish UNM from every other University and most other major public research universities in the country. The University currently does a great job working with the Labs, but through strengthening the relationships, UNM could be one of the most distinguished public research universities in the country. UNM signed an

MOU, developed over the past year with Sandia Labs, which enhances interactions and collaborations between the organizations. More importantly, it moved UNM into an elite group of schools which includes University of Illinois, Purdue, Georgia Tech, and ASU that have special relationships with Sandia National Labs. Currently, Sandia Labs is managed by an external contractor, Lockheed. Over the last 3 years, the Department of Energy indicated it would rebid the contractor. When UNM heard of this, it assembled a team to look at that process and how UNM should interact. The team was led by Joe Cecchi, Dean of the School of Engineering. In that process, the team met with the companies that indicated interest in bidding for the Labs. The Department of Energy did not move along very quickly and the effort looked like it might be shelved. However, recently the Department of Energy has put out a sources sought synopsis, which requests individual organizations that might be interested in the re-bid to indicate their interest in what they bring to the table. UNM completed that and submitted it. The University now believes there is more likelihood that the Sandia Labs bid will be re-energized in the foreseeable future. President Frank has asked Dean Cecchi to undertake his role again as Associate Provost for National Laboratory Relations. In that role he will re-engage conversations with possible contractors to review their assets, and they ours, to be in a good position when the final bid requirement occurs. The University will also extend current contracts with Jim Tagnalia and Bill Noth; they have extensive Lab experience and have been working with UNM to build our proposal when we put it forward. UNM having this key role with Sandia National Labs is important to our future, to our science, and very important to our community.

President Frank provided an update on STC.UNM. STC recently had its annual retreat when it looks at goals for the year. Regent Koch recommended a reminder be provided to the Board regarding the different things that STC does. The two primary activities of STC for the University are technology commercialization efforts, such as intellectual property protection, technology, marketing and licensing, and education and support for the Venture Lab and events. Two years ago, STC was asked to undertake the lead for economic development. They did a lot of work that has led to the creation of the Innovate ABQ, Incorporated, a 501(c)(3) organization. STC did the leg work for establishing Innovate ABQ including talking to the community. One way to measure STC's success is in the number of start-ups. STC has had a relatively steady incline of start-ups and averages approximately nine companies per year. For a comparison, Stanford receives \$600 million in external research annually and averages about 15-18 companies, while UNM receives \$300 million in external research annually and averages 9 companies. STC is the first place in the number of invention disclosures, first in the number of licenses and options agreements signed, eleventh in licensing income, and second in the number of start-up companies created. STC is extremely competitive and is an incredible asset for the University. It also brings a number of great community leaders together. Lisa Kuuttila has been the President and CEO of STC.UNM for several years and has done a fantastic job.

An update was provided to the Board on Innovate ABQ, Inc. There are a lot of exciting things occurring. The Innovate ABQ Board of Directors spoke with a number of developers and signed with a company called Signet Development Group from Ohio. Signet Development Group is the group that worked with the University of Florida on Innovation Square and did a great job on that project. They are a smart company and have found excellent local partners to work with, including the Goodman Realty Group, which is working on Winrock, and Dekker/Perich/Sabatini. Their job is to work with the University on a three month timeline. August will complete the market demand research and site analysis, September will create individual development scenarios and the preliminary financial plan, and in October the final deliverables will be due including the preferred master plan scenario. The Innovate ABQ Board, which is chaired by Terry Laudick, is doing a fantastic job and moving briskly. All Regents are welcome to participate in any of the upcoming steps.

On the academic side of Innovate ABQ, the Innovation Academy has been created in order to engage students so that they may participate in these efforts. Carol Parker worked diligently on the first steps in the Academic Affairs office, and Robert Delcampo has been named Director. The inaugural cohort had 31 students fully engaged and there are 71 courses being offered in the Fall that will have an innovation and entrepreneurial focus. These courses have received great student interest, and there are currently 1,400 students enrolled. A Minor in Innovation has been developed and is now available. President Frank is pleased with the progress of Innovate ABQ and they are on track with goals.

Regent Fortner asked if the Board could have a presentation on the new Minor in Innovation in order to have more in depth information. President Frank stated they would be glad to present it.

An update was provided to the Board regarding the branding initiative which was discussed over the last few months. There is a two-stage process for the branding initiative, the first is put out an RFP to ask companies for response. The branding RFP was released and eight companies responded. Cinnamon Blair has put together a broad campus committee that has reviewed the eight applications and narrowed it down to two; they will present on August 18 and 19, 2015. All Regents have been invited to these presentations. Once the company has been selected, they will move forward with the branding process which is expected to take 3 to 4 months. The second effort of the branding initiative is getting the University's message out for constant daily communication. This effort will be over several kinds of outlets, from traditional media to social media. The goal is to have a common story line and common presentation. President Frank is pleased that Dick Knipfing will be presenting to the Board of Regents as he is an UNM Alumnus and is known statewide as one of the most credible news sources.

Fall semester will begins on August 17; Freshmen Convocation and Family Day will be on August 16. Students have moved into the dorms and there is great energy on campus. UNM will welcome the best class with 3,330 students and 7% more freshmen than last year. President Frank congratulated the Provost Office and Terry Babbitt for their hard work.

In response to Regent inquiry, Chris Vallejos provided an update on Housing and stated it is at 89% average occupancy across the entire system. The UNM component is at 85% occupancy and under ACC, Lobo Village is at 100% occupancy and Casas Del Rio is at 82% occupancy. There is a slight decline from last year. President Frank stated he recently toured the dorms and was very impressed as they all look fantastic and are in top shape. As the University gets more full time students on campus they will work to increase the housing occupancy number.

DISCUSSION AND POSSIBLE APPROVAL OF PROPOSED REVISIONS TO REGENTS' POLICY 1.2, "STRUCTURE OF THE BOARD OF REGENTS"

Regent Hosmer presented the item. Regent Fortner requested leaving in the first occurrence of two sentences that were stricken under the heading Agenda for Meetings referring to agenda items typically being considered by the appropriate Board of Regents' standing committee before going to the full Board of Regents. There was discussion.

The motion to approve the revision to Regents' Policy 1.2 as presented with the exception of leaving in the phrase, "Items are typically considered by the appropriate Board of Regents' standing committee before going to the full Board of Regents," passed by unanimous vote with a quorum of Regents present and voting (1st Koch; 2nd Lee).

COMMENTS FROM REGENTS (No Comments)

REGENT COMMITTEE REPORTS

FINANCE AND FACILITIES COMMITTEE

The Sandia Foundation (Information Item)

Bob Goodman presented to the Regents information about the Sandia Foundation. The foundation, established in 1948 by Hugh B. and Helen K. Woodward, has assets currently valued at about \$90 million, of which 55% are in equities and 45% in real estate. Ten percent of the foundation's annual distributions go to 501(c)(3) organizations, which over the years has totaled over \$8 million in distributions. Earnings of the Hugh B. and Helen K. Woodward Endowment, UNM's largest private endowment, go to scholarships; about 700 students receive scholarships per year. The foundation has distributed \$75 million in charitable giving over the past four decades, 45% of which has gone to UNM.

The Value of University Branding (Information Item)

Cinnamon Blair spoke briefly about the status of the branding campaign. Dick Knipfing spoke about the importance of branding and encouraged the effort that is already underway at the University. The story of

the University's accomplishments, its impact on New Mexico, and its power to be a catalyst for positive change needs to be effectively communicated, and a professional, sustained, and paid campaign is what is needed. It is crucial that New Mexicans have an accurate understanding of what the University of New Mexico is and what it does. Public institutions need public confidence to thrive, and this is a way to build that confidence.

Regent Koch thanked Mr. Knipfing for coming to the Regents. There was discussion.

Approval of Consent Agenda, items 4, 5, 8, and 9

Regent Koch responded to the public comment. Enrollment was down 1.5% last year, and there were two choices for covering the budget deficit, to take monies out of the self-insured health plan reserve or take funds out of the colleges. If funds came from the colleges, there would have remained the shortage of \$3.6 million, and there would have been an impact to the colleges, the people and plans in place at the University. The Regents are fiscally responsible for the University and had to make a very careful choice.

Regent Koch read the items on the consent agenda and motioned approval.

4. Approval of Disposition of Surplus Property for Main Campus on Lists Dated, June 26 and July 29, 2015
5. Approval of revised Regents' Policy 7.14, "Risk Management and Insurance"
8. Approval of Addition to Innovate ABQ, Inc. Board of Directors
9. Approval of Appointment to the STC.UNM Board of Directors

The motion to approve the consent agenda as stated passed by unanimous vote with a quorum of Regents present and voting (1st Koch; 2nd Lee).

Approval of FY17 Legislative Priorities and Research and Public Service Projects Requests (RPSP)

Regent Koch asked Connie Beimer to present the item for Main Campus and for the Health Sciences Center. Ms. Beimer presented the list of FY17 Legislative Priorities and the RPSPs. David Harris pointed out the legislative priorities is a draft document and will be finalized in January. There is still time for input so this document come back to the Regents over the next few months. There was discussion.

The motion to approve the FY17 Legislative Priorities and RPSP requests for Main Campus and the Health Sciences Center passed by unanimous vote with a quorum of Regents present and voting (1st Koch; 2nd Lee).

Approval of Capital Outlay Submission to the Higher Education Department

Chris Vallejos presented the item. It is a comprehensive list for Main Campus, the Health Sciences Center and the Branch Campuses that will go to the HED after Regents' approval. The list has changed since the first approval in May due to the special session. Some of the projects received funding through the special session so the priorities have changed.

The motion to approve the Capital Outlay Submission to the HED as presented for Main Campus and the Health Sciences Center passed by unanimous vote with a quorum of Regents present and voting (1st Koch; 2nd Lee).

Approval of MOA between UNM and Parker Center for Family Business (PCFB)

Craig White presented the item. Linda and James Parker accompanied in the presentation. The Parker Family Business Center (PCFB) is an outgrowth of The New Mexico Family Business Alliance (NMFBA), which Jim and Linda Parker have been involved with for years, with the goal of supporting entrepreneurship in business and family businesses in New Mexico. Family businesses in New Mexico are a huge part of the economy and a path to entrepreneurship. Over the years the program has supported education in the areas of transition, management, and working within families relative to family businesses. The Anderson School is committed to playing a key role in economic development and is interested in incorporating the NMFBA under its umbrella to be rebranded as the Parker Center for Family Business. Under the agreement, the Anderson school will be involved in education, executive professional training, supporting the quarterly breakfast meetings and other activities in the community supporting family businesses in the State.

Regent Quillen requested more information about how this will help students. Regent Koch asked Dean White to come back to the Regents in 30 days to present how the proposed funds could be set up similar to the existing Regents Endowment Portfolio that the Anderson Business School and its students manage.

The motion to approve the MOA between UNM and the Parker Center for Family Business passed by unanimous vote (1st Koch; 2nd Hosmer).

Approval of Wendy's Ground Lease on UNM South Campus

Tom Neale presented the item and requested approval of a long-term ground lease for development of a Wendy's fast food restaurant on a 1.19 acre site at UNM South Campus. Per the agreement, the rent would be \$90K per year with 10% increases every five years and four options to renew for a period of five years each. Regent Quillen asked why Wendy's was chosen. Mr. Neale said the site is ideally suited for a fast food restaurant. Wendy's approached the University, and it agreed to very good lease terms. Negotiations have taken about 16 months to get to this point. Regent Hosmer inquired about the rental comparable numbers and the 2% per year inflator. Mr. Neale responded that extensive research on ground leases in the area had been undertaken revealing about 17 comparables that were presented to Lobo Development. The aggregate ground rent of \$90K per year equates to \$1.75 per sq. foot, which puts the lease terms in the upper end of the range of the comparables. The site was appraised at \$850K, and so a \$90K annual ground rent yields a 10.5% return. The 10% increase every 5 years is consistent with the market and is a standard provision for all of the ground leases.

The motion to approve the Wendy's ground lease on UNM South Campus passed by unanimous vote with a quorum of Regents present and voting (1st Koch; 2nd Lee).

ACADEMIC / STUDENT AFFAIRS & RESEARCH COMMITTEE

Update from the Provost

Regent Hosmer asked Provost Chaouki Abdallah to give his report. Noting a couple areas that have consolidated, The Center for Academic and Program Support (CAPS) and the Center for Teaching Excellence have combined to form the Center for Teaching and Learning. Academic Affairs has centralized some of the financial functions previously performed in individual colleges and departments. There are about 50 new faculty on campus, the majority are replacing faculty who have left. The 2015 freshmen class is 6-7% larger than last year's, but more importantly the level of preparation among the incoming freshmen has remained high. A multi-disciplinary program on National and Global Security is being developed and will come to Regents for approval in the future. This is a high-demand program that will combine disciplines from computer science, political science and the health sciences, among others, and will focus on global issues such as cyber security, policy, and physical security. It will be in collaboration with the national labs and private companies. The program will initially offer a certificate and will develop to a masters or higher level program. Provost mentioned a recent survey by the Chronicle of Higher Education on the best colleges to work for. About 45,000 faculty and staff answer the survey annually. Provost highlighted the categories, some of which are not monetary, and noted that UNM does very well in many of them. If efforts are put toward improvement in some of the categories, UNM will become one of the best colleges to work for.

Action Item - Key Management Personnel Security Managerial Resolution

Regent Hosmer introduced the item. Carlos Romero, Associate Vice President for Research and Compliance, explained the resolution. Dr. Romero oversees the areas of research and compliance for Main Campus, and Industrial Security, which handles classified research programs, cutting across Main Campus and the HSC. This enables the Regents to sit on the board without having to obtain security clearances which they can defer to the President and the rest of key management personnel, named in the resolution as the Managerial Group. President Frank, Chancellor Roth, Deb Kuidis, and Carlos Romero are the only persons required to have security clearances on campus.

The motion to approve the Key Management Personnel Security Managerial Resolution passed by unanimous vote with a quorum of Regents present and voting (1st Hosmer; 2nd Lee).

Faculty Work Life Survey (Information Item)

Regent Hosmer introduced the item. Referring to the Chronicle of Higher Education's survey the Provost mentioned in his update, this survey is the University's initial attempt to undertake a methodical approach to understanding where the faculty believes they stand on many of the issues and what can be done to improve. Virginia Scharff presented results of the faculty work life survey in power point slides. The survey was performed 2 years ago. It has taken time to analyze and understand the results. The purpose of the survey was to measure how the faculty is managing the balance between their professional and personal lives and to understand challenges to faculty success and address what can be done to improve the experience. There was close to a 35% response rate, more men than women responded, and there were uneven rates of response across ethnicities. One of the findings showed clear differences between genders in the faculty work life experience. Dr. Scharff's department will combined efforts with the Division for Equity and Inclusion to understand the commonalities and why there are differences in the work life experience. The survey had 69 questions. Dr. Scharff spoke about details of the survey and outcomes. One important finding is that the family-friendly policies that have been instituted at the University make a large difference in faculty satisfaction. These are recruitment programs and retention programs and it's important the chairs of the departments are aware of and implement the policies as allowed.

Regent Quillen asked, aside from salary, what can be done to transfer successes that have been seen in the School of Engineering to the other colleges. There was discussion about leadership development and fostering climates of equity. Provost commented about the need to look in to other factors that vary across colleges, such as research support.

HEALTH SCIENCE CENTER BOARD OF DIRECTORS

(Action item 1, Tab 19, was removed from the agenda at the beginning of the meeting.)

Regent Lee motioned approval of items 2 and 3 as consent items.

2. Approval of Nominations to the UNM Hospitals Board of Trustees

- a. Deborah Johnson
- b. Judge Joseph Alarid (retired)
- c. Michelle Coons

3. Approval of Sandra L. Whisler, MD, to the Carrie Tingley Hospital Advisory Board

The motion to approve as consent, HSC action items 2 and 3 as stated, passed by unanimous vote with a quorum of Regents present and voting (1st Lee; 2nd Quillen).

Approval of UNM HSC Legislative Request

(This item was approved earlier in the meeting, under Finance and Facilities Committee action item 6, Tab 8.)

Approval of the Revised HSC 5 Year Capital Plan

(This item was approved earlier in the meeting, under Finance and Facilities Committee action item 7, Tab 9.)

Capital Project Approval: UNM Health Sciences Center Health Education Building, Phase III

Chris Vallejos presented the item. This is phase 3 of a 75,000 gross square foot project that will include ten (10) classrooms with advanced technology to provide venues for nursing, pharmacy and medicine classes. Total funding is \$27.3 million, of which \$12 million is funded from 2014 general obligation bonds, \$10 million funded from Health Sciences Center capital initiative funds, and \$5.3 million will come from 2015 special legislative session funds.

The motion to approve HSC Health Education Building Phase III capital project, passed by unanimous vote with a quorum of Regents present and voting (1st Koch; 2nd Lee).

Approval of the UNM Cancer Center Contract with Elekta Inc.

Bruce Cherrin presented the item. This is a maintenance and service contract for two accelerators, specialized radiation therapy machines which treat up to 60 patients per day. Total cost is \$1,798,352, \$359,670 per year, and is a 5 year contract.

The motion to approve the UNM Cancer Center contract with Elekta Inc., passed by unanimous vote with a quorum of Regents present and voting (1st Koch; 2nd Hosmer).

Chancellor's Report

Chancellor Paul Roth spoke of the recent celebration of the elite status assigned to the UNM Cancer Center as one of 40 U.S. institutions designated as a National Cancer Institute Comprehensive Cancer Centers. Of the 1,500 cancer centers, there are only 3% that hold this particular designation. Dr. Roth congratulated Dr. Willman, MD Director and CEO of the UNM Cancer Center, and her team, for bringing the Cancer Center to the top echelon of cancer centers. This opens the doors for New Mexicans to participate in cutting edge clinical trials that they would not otherwise have access to. The HSC submitted a renewal grant for a Clinical and Translational Science Center (CTSC) and received the second highest score in the nation for the renewal. Last year, research funding set a record at \$161 million, surpassing increases to other institutions and academic health centers across the U.S. due to the research portfolio development strategy put in place a several years ago to be able to diversify beyond NIH funding and to be able to apply for grants from other federal agencies and private foundations. UNM Health Sciences will be a part of the joint program with U.S. Attorney, Damen Martinez, called HOPE (Heroin, Opiate, Prevention and Education), a national program in collaboration with law enforcement to educate street police and also students. Dr. Roth showed 3 slides that address the trends of the hospital's transfers and diverts, occupancy levels, and emergency department wait times for a bed. Hospital transfers refers to patients that come to UNM from Presbyterian, Lovelace and other hospitals around the State; diverts refers to patients that have to be diverted from UNM to other hospitals. When transfers to UNM cannot be accepted the patient has to stay where they were or go out of State. For emergency wait times, the national average is about 4 hours, UNM Hospital averages over 10 hours. In July, there was a surge ER wait time of over 50 hours.

Regent Quillen emphasized the significance of the recent designation the UNM Cancer Center received at the national level. It is a huge accomplishment for a cancer center that is relatively young, and in a small state, with relatively small funding compared to the other centers that are vying for the same designation.

HSC Financial Update

Ava Lovell provided a brief financial update to the Board. The material was provided in the agenda eBook.

AUDIT AND COMPLIANCE COMMITTEE

Approval of the University Guiding Principles, new Regents' Policy 2.18

Regent Hosmer presented the item and motioned approval.

The motion to approve new Regents' Policy 2.18, "Guiding Principles," passed by unanimous vote with a quorum of Regents present and voting (1st Hosmer; 2nd Quillen).

COMMENTS FROM REGENTS' ADVISORS

Stefan Posse, Faculty Senate President, has been meeting with constituents on campus including, Regents, President Frank, EVP Harris and his staff, Provost Abdallah, Chancellor Roth, Staff Council, GPSA and ASUNM along with experts across campus that are critical to the University enterprise. The Faculty Senate has been asked to participate in the budget process. They will be forming a task force group within their Faculty Senate constituents and colleagues around campus to identify complementary expertise that includes accounting experts, sustainability managers, and so on that will aid in this process. They will present their recommendations in the near future.

Jenna Hagengruber, ASUNM President, introduced her Chief of Staff. ASUNM recently went on a tour of the Childcare, Physics and Astronomy, Johnson Gym and Anderson facilities to learn about the potential capital projects that will effect student fees. ASUNM is focused on the Lottery Scholarship and traveled to Los Lunas to meet with Senator Michael Sanchez, founder of the scholarship in 1996. ASUNM will meet with the Legislative Finance Committee and David Abbey in Santa Fe. A Lottery Scholarship Summit will be held on October 2 and 3 during the weekend of the UNM/NMSU football game and the Joint Regents' Meeting with NMSU.

Texanna Martin, GPSA President, introduced her Chief of Staff. GPSA recently sent Hillary Wainwright to the National Association for Graduate and Professional Students Conference. Issues discussed at the conference included health insurance for assistantships, teaching load for assistantships, professional development, leave for those on assistantships, student loan inequality, funding due to lack of federal and state funding. Over 90 universities nationwide were present at the conference. Some GPSA representatives will travel to Washington D.C. to lobby for UNM graduate students. Ms. Martin discussed the GPSA capital outlay project which will be in the form of a competition to award \$100K to upgrade a research lab or study space for graduate students. Student Fee Review Board is up and running. UNM has welcomed 230 new international students, 30 of which are graduate students.

PUBLIC COMMENT (No comments)

VOTE TO CLOSE THE MEETING AND PROCEED IN EXECUTIVE SESSION

The motion to close the meeting and proceed in executive session passed by unanimous vote (1st Hosmer; 2nd Berryman). The meeting closed at 11:40 am.

Executive Session-Cherry Silver Room

1. Discussion and determination where appropriate of the purchase, acquisition or disposal of real property pursuant to Section 10-15-1.H(8), NMSA (1978)
2. Discussion and determination where appropriate of threatened or pending litigation pursuant to Section 10-15-1.H(7), NMSA (1978)
3. Discussion and determination where appropriate of limited personnel matters pursuant to Section 10-15-1.H(2), NMSA (1978)

Vote to re-open the meeting and certification that only those matters described in Agenda Items VII were discussed in Closed Session and if necessary.

The motion to re-open the meeting passed by unanimous vote (1st Hosmer; 2nd Fortner). The meeting opened at 12:45 pm. There was certification that only those matters described in the executive session agenda were discussed and two items were voted upon.

The motion to approve the resolution authorizing the University's Director of Real Estate to take all appropriate action to acquire the Yale Reservoir Site, located on Main Campus, passed by unanimous vote (1st Koch; 2nd Lee).

The motion to authorize the University's Directory of Real Estate to take all appropriate action to acquire the remaining lots on Sunshine Terrace passed by unanimous vote (1st Koch; 2nd Lee).

VOTE TO ADJOURN

The motion to adjourn the meeting passed by unanimous vote (1st Koch; 2nd Lee). The meeting adjourned at 12:46 pm.

Approved:

Attest:

Jack L. Fortner, President

Bradley C. Hosmer, Secretary/Treasurer

The President's Administrative Report
will be presented at the meeting

Tab 4

The item will be presented at the meeting

HIGHER ED MARKETING COMES OF AGE

DATA AND INSIGHTS FROM COLLEGE MARKETING LEADERS

The Chronicle of Higher Education
July 2015

To further examine the role of marketing in the higher education sector, The Chronicle of Higher Education and SimpsonScarborough collaborated on a survey of marketing executives at four-year colleges and universities around the United States. The survey covered “a range of areas, from budgeting and staffing to the status and responsibilities of the marketing department”. The goals were “to offer the most thorough insights yet available into the resources colleges and universities are investing in marketing, and to establish a benchmark against which future marketing efforts can be measured.”

Key Data Points and Findings

- No longer will brochures and reacting to press inquiries suffice for marketing and communication units
- Reputation matters, and **strengthening an institution's reputation** falls squarely in the domain of the marketing department
 - Presidents ranked this aspect just second to a balanced budget when asked to rank 18 measures of success for their presidencies (CHE, 2013 survey)
- One-third said their institution still has not defined its institutional brand strategy

The State of Marketing Budgets

- It takes money to market a college or university and one of the key areas probed by the survey was the state of marketing budgets. The findings were striking. One is that marketing budgets vary dramatically even within the same category of institution.
- While doctoral-granting universities spend, on average, \$3.56 million annually on marketing, the minimum spending among those surveyed was \$300,000, while the maximum was a massive \$25 million.

(see attachment 1)

Still Seeking Respect

- Although the importance of marketing on campus has grown, the ways in which marketing contributes to institutional goals continues to be misunderstood, according to survey respondents.
 - Almost half agreed with the statement: “Others around campus generally think the marketing department’s primary role is to produce brochures.”

(see attachment 2)

Measuring Respect

- Undergraduate enrollment is the top indicator of marketing success for all types of institutions.
- Respondents at all schools called measures of awareness and engagement, plus anecdotal opinions about reputation, key indicators of success. Marketing chiefs at doctoral institutions were particularly concerned about these things.

Measuring Success (continued)

- In addition to crafting the brand image for prospective students, marketers also have to shape the identity of the institution with business and community leaders, prospective administrators and faculty, higher education peers, as well as alumni and donors.
- Keeping alumni closely connected to, and supportive of, the university also ranks high on his priority list.

(see attachment 3)

Future Initiatives

INITIATIVES PLANNED FOR FY 2014-15

FIGURE 13



HIGHER ED MARKETING COMES OF AGE

Conclusion

Institutional marketing executives, and the efforts they lead, are going to be more vital than ever to helping colleges and universities survive and thrive in challenging times.

VARIATIONS IN MARKETING BUDGETS

FIGURE 1



MARKETING CHIEFS RATED THEIR LEVEL OF AGREEMENT WITH THE FOLLOWING STATEMENTS

FIGURE 8

Others around campus generally think our department's primary role is to produce brochures.



Our brand is championed throughout our institution, from the President on down.



Our orientation program for new faculty and staff includes education on our brand and the role it plays in enhancing our competitiveness.



Our institution views “branding” as applying to far more than just our visual identity and our marketing communications.



Our institution has defined its institutional brand strategy.



My department has the authority and responsibility to manage the institution's overall brand.



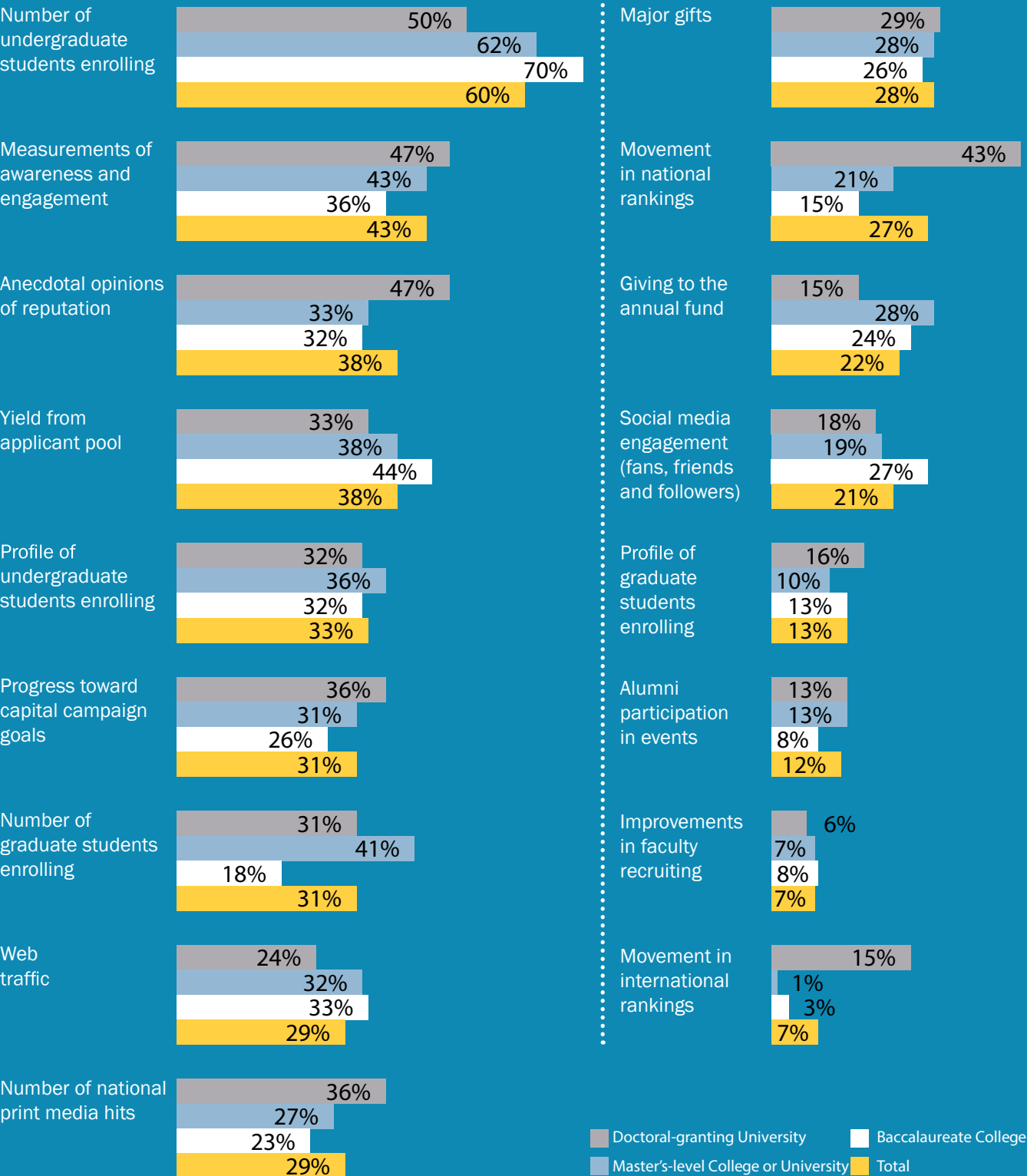
Our institution has an integrated brand strategy that is embraced by all the schools, colleges, and departments.



Strongly disagree Disagree Agree Strongly agree Don't know/does not apply

HOW CMOs MEASURE SUCCESS

FIGURE 10






THE UNIVERSITY of
NEW MEXICO

University Controller
Financial Services, Main Campus
Phone: (505) 277-5111
FAX: (505) 277-7662

MEMORANDUM

DATE: August 24, 2015

TO: David W. Harris
Executive Vice President

FROM: Elizabeth Metzger, CPA 
University Controller

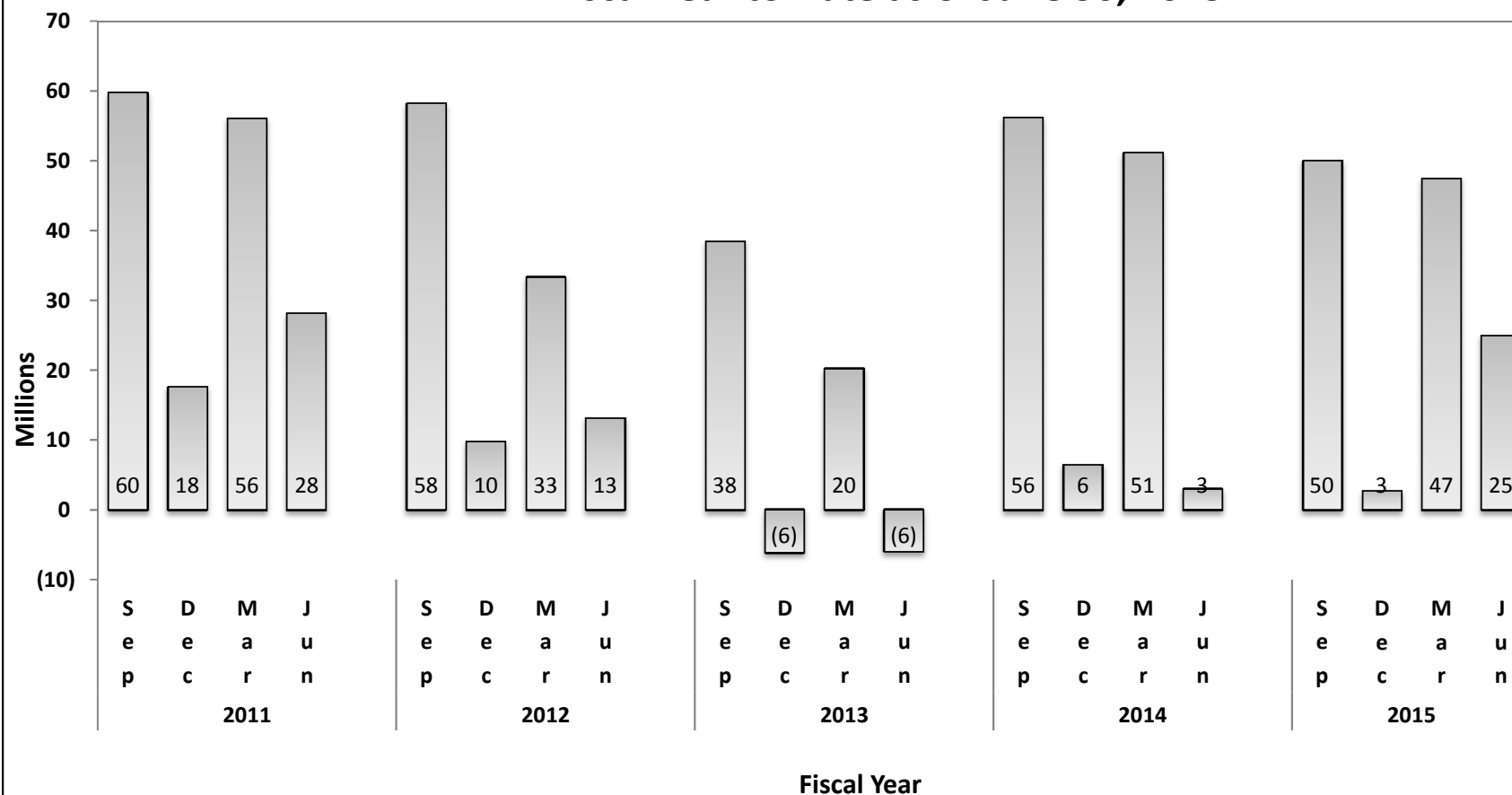
RE: Information Item for Board of Regents' Finance & Facilities Committee Meeting

The Monthly Consolidated Financial Report for the month ended June 30, 2015 will be presented at the *September 8, 2015* Finance and Facilities meeting. In order to present the most-timely financial information at this meeting, Financial Reports will be emailed to the committee members no less than 48 hours in advance of the meeting. Handouts will be available the day of the meeting.



THE UNIVERSITY of
NEW MEXICO

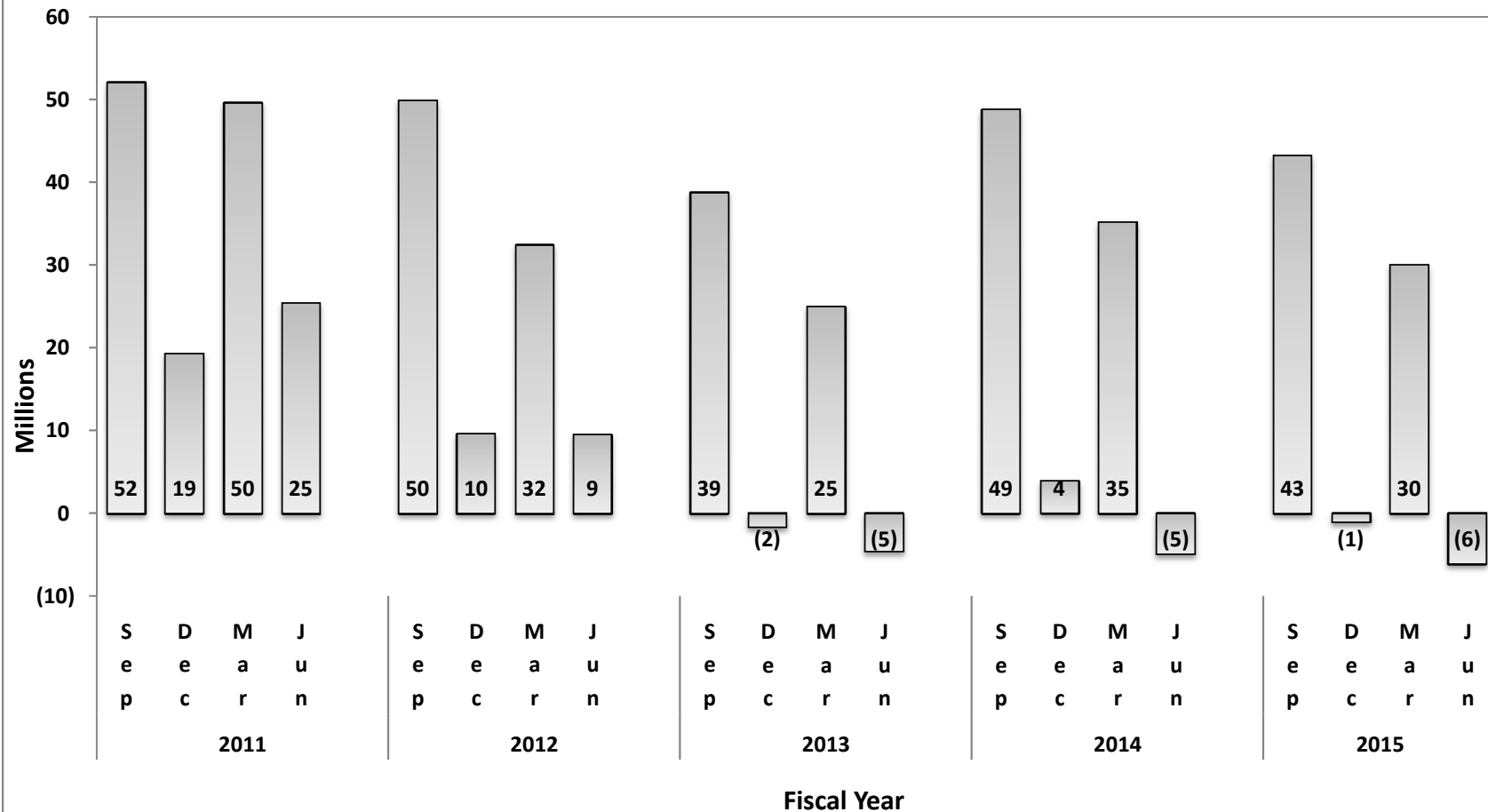
CONSOLIDATED Total Operations - 5 Year Net Revenue / (Expense)
Fiscal Year to Date as of June 30, 2015





THE UNIVERSITY of
NEW MEXICO

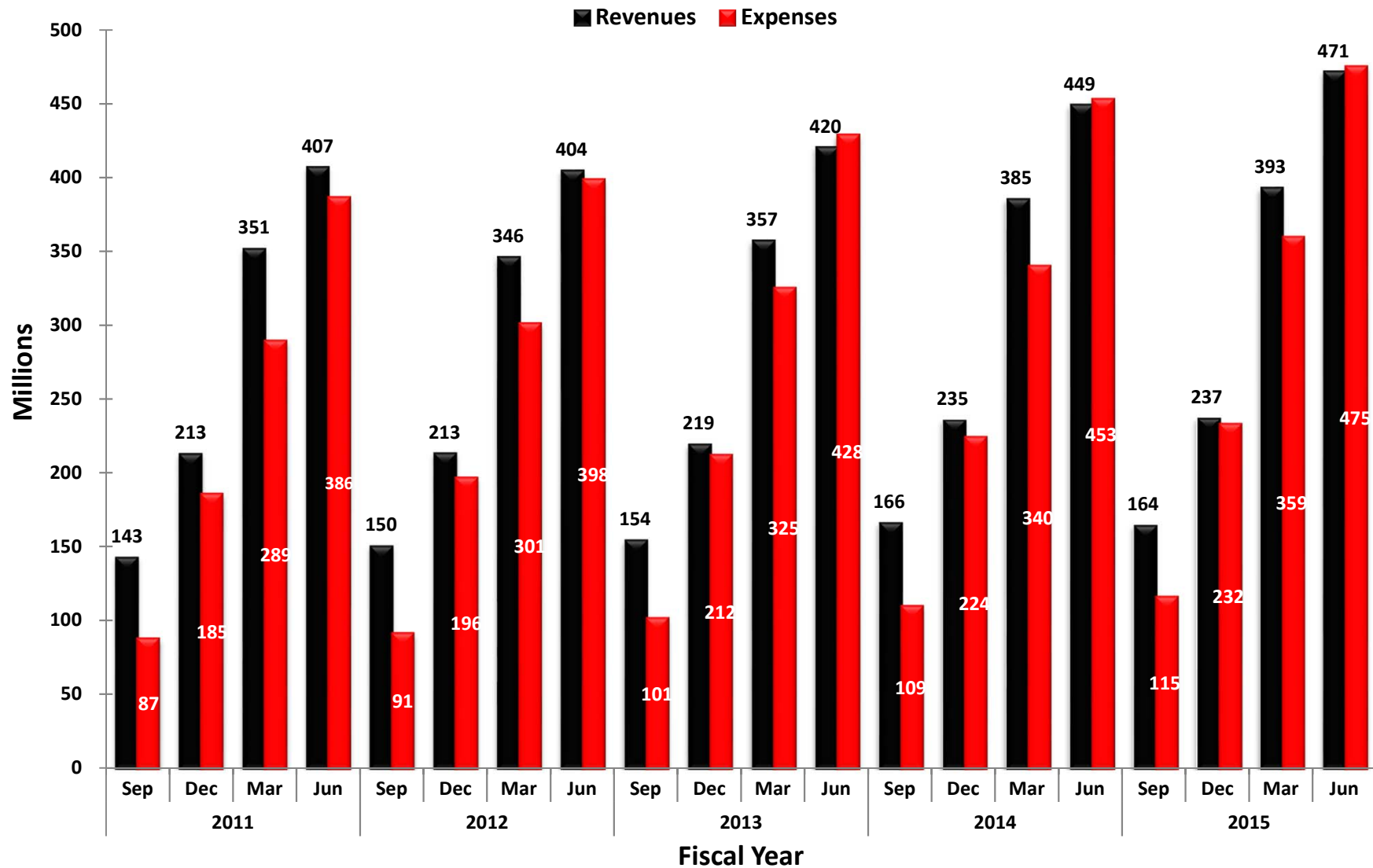
MAIN CAMPUS Operations - 5 Year Net Revenue / (Expense)
Fiscal Year to Date as of June 30, 2015





YTD I&G Consolidated Revenues / Expenses (5 Year)

Fiscal Year to Date as of June 30, 2015



Statements of Revenues, Expenses and Changes in Net Position - UNM Regents Format
For the twelve month ended June 30, 2015
Preliminary and Unaudited

University of New Mexico - Consolidated Total Operations Current Funds

	FY 2015 Full Year Operating Budget	FY 2015 Year-to-Date Actual	Fiscal YTD Favrb/(Unfavrb) Budget	Actual to Budget Benchmark Rate 100%	FY 2014 Year-to-Date Actual	FY 2015 YTD Actual Change From FY 2014 YTD Actual
Instruction and General						
Tuition and Fees Revenues						
Main Campus	149,910,141	149,841,814	(68,327)	100%	155,143,054	(5,301,240)
Branch Campuses	7,321,690	7,356,801	35,111	100%	7,829,632	(472,831)
HSC Campus	15,097,082	15,747,184	650,102	104%	14,761,353	985,831
Total Tuition and Fees Revenues	172,328,913	172,945,799	616,886	100%	177,734,039	(4,788,240)
State/Local Appropriations	283,666,425	283,734,609	68,184	100%	270,512,719	13,221,890
F & A Revenues	44,500,000	44,657,275	157,275	100%	44,063,328	593,947
Transfers	(54,353,483)	(59,122,948)	(4,769,465)	109%	(64,991,426)	5,868,478
Other Revenues	28,554,446	29,009,613	455,167	102%	21,500,965	7,508,648
Total Instruction and General Revenues	474,696,301	471,224,348	(3,471,953)	99%	448,819,625	22,404,723
Salaries	293,417,818	288,691,201	4,726,617	98%	278,175,458	(10,515,743)
Benefits	97,143,409	93,319,391	3,824,018	96%	87,740,939	(5,578,452)
Other Expenses	102,137,963	92,633,343	9,504,620	91%	86,633,236	(6,000,107)
Total Instruction and General Expenses	492,699,190	474,643,935	18,055,255	96%	452,549,633	(22,094,302)
Net Instruction and General Revenue/(Expense)	(18,002,889)	(3,419,587)	14,583,302		(3,730,008)	310,421
Research						
State/Local Appropriations	11,723,413	11,599,210	(124,203)	99%	10,998,579	600,631
Transfers	24,618,324	26,989,957	2,371,633	110%	26,721,877	268,080
Other Revenues	2,768,455	4,199,340	1,430,885	152%	3,234,240	965,100
Total Research Revenues	39,110,192	42,788,507	3,678,315	109%	40,954,696	1,833,811
Salaries and Benefits	26,143,349	23,713,756	2,429,593	91%	22,864,010	(849,746)
Other Expenses	27,248,102	18,367,641	8,880,461	67%	17,652,816	(714,825)
Total Research Expenses	53,391,451	42,081,397	11,310,054	79%	40,516,826	(1,564,571)
Net Research Revenue/(Expense)	(14,281,259)	707,110	14,988,369		437,870	269,240
Public Service						
State/Local Appropriations	4,590,850	4,590,950	100	100%	4,332,244	258,706
Sales and Services Revenues	18,150,140	20,041,824	1,891,684	110%	16,791,414	3,250,410
Gifts	9,676,722	11,523,126	1,846,404	119%	11,331,577	191,549
Transfers	3,167,776	965,914	(2,201,862)	30%	2,201,904	(1,235,990)
Other Revenues	7,418,887	7,440,657	21,770	100%	6,465,584	975,073
Total Public Service Revenues	43,004,375	44,562,471	1,558,096	104%	41,122,723	3,439,748
Salaries and Benefits	23,341,247	21,900,880	1,440,367	94%	20,662,803	(1,238,077)
Other Expenses	26,323,841	21,971,969	4,351,872	83%	19,481,122	(2,490,847)
Total Public Service Expenses	49,665,088	43,872,849	5,792,239	88%	40,143,925	(3,728,924)
Net Public Service Revenue/(Expense)	(6,660,713)	689,622	7,350,335		978,798	(289,176)

Statements of Revenues, Expenses and Changes in Net Position - UNM Regents Format
For the twelve month ended June 30, 2015
Preliminary and Unaudited

University of New Mexico - Consolidated Total Operations Current Funds

	FY 2015 Full Year Operating Budget	FY 2015 Year-to-Date Actual	Fiscal YTD Favrb/(Unfavrb) Budget	Actual to Budget Benchmark Rate 100%	FY 2014 Year-to-Date Actual	FY 2015 YTD Actual Change From FY 2014 YTD Actual
Student Aid						
Gifts	6,261,312	7,420,714	1,159,402	119%	7,083,284	337,430
State Lottery Scholarship	37,485,948	35,526,461	(1,959,487)	95%	37,990,538	(2,464,077)
Transfers	18,935,410	19,434,415	499,005	103%	17,546,509	1,887,906
Other Revenues	968,509	224,925	(743,584)	23%	865,006	(640,081)
Total Student Aid Revenues	63,651,179	62,606,515	(1,044,664)	98%	63,485,337	(878,822)
Salaries and Benefits	5,088,701	4,772,376	316,325	94%	4,741,328	(31,048)
Other Expenses	63,960,405	56,554,892	7,405,513	88%	59,723,430	3,168,538
Total Student Aid Expenses	69,049,106	61,327,268	7,721,838	89%	64,464,758	3,137,490
Net Student Aid Revenue/(Expense)	(5,397,927)	1,279,247	6,677,174		(979,421)	2,258,668
Student Social & Cultural Programs						
Fee Revenues	8,227,848	8,221,019	(6,829)	100%	6,146,425	2,074,594
Sales and Services Revenues	1,515,954	1,747,007	231,053	115%	1,768,620	(21,613)
Transfers	(1,004,977)	(554,105)	450,872	55%	530,045	(1,084,150)
Other Revenues	172,262	222,574	50,312	129%	173,364	49,210
Total Student Social & Cultural Programs Revenues	8,911,087	9,636,495	725,408	108%	8,618,454	1,018,041
Salaries and Benefits	4,362,432	4,465,112	(102,680)	102%	4,334,510	(130,602)
Other Expenses	5,150,127	4,966,515	183,612	96%	4,178,778	(787,737)
Total Student Social & Cultural Programs Expenses	9,512,559	9,431,627	80,932	99%	8,513,288	(918,339)
Net Student Social & Cultural Programs Revenue/(Expense)	(601,472)	204,868	806,340		105,166	99,702
Auxiliaries and Athletics						
Branch Campuses Auxiliary Revenues	2,466,867	2,006,982	(459,885)	81%	2,213,914	(206,932)
Main Campus Auxiliaries Revenues	51,165,638	52,506,740	1,341,102	103%	49,271,095	3,235,645
Athletics Revenues	32,941,100	34,675,687	1,734,587	105%	32,871,125	1,804,562
Total Auxiliaries and Athletics Revenues	86,573,605	89,189,409	2,615,804	103%	84,356,134	4,833,275
Branch Campuses Auxiliary Expenses	3,045,266	2,500,084	545,182	82%	2,105,249	(394,835)
Main Campus Auxiliaries Expenses	51,858,725	52,970,283	(1,111,558)	102%	49,788,307	(3,181,976)
Athletics Expenses	33,487,744	34,141,012	(653,268)	102%	32,945,142	(1,195,870)
Total Auxiliaries and Athletics Expenses	88,391,735	89,611,379	(1,219,644)	101%	84,838,698	(4,772,681)
Net Auxiliaries and Athletics Revenue/(Expense)	(1,818,130)	(421,970)	1,396,160		(482,564)	60,594

Statements of Revenues, Expenses and Changes in Net Position - UNM Regents Format
For the twelve month ended June 30, 2015
Preliminary and Unaudited

University of New Mexico - Consolidated Total Operations Current Funds

	FY 2015 Full Year Operating Budget	FY 2015 Year-to-Date Actual	Fiscal YTD Favrb/(Unfavrb) Budget	Actual to Budget Benchmark Rate 100%	FY 2014 Year-to-Date Actual	FY 2015 YTD Actual Change From FY 2014 YTD Actual
Sponsored Programs						
Federal Grants and Contracts Revenues	240,888,139	248,855,531	7,967,392	103%	245,321,658	3,533,873
State and Local Grants and Contracts Revenues	30,710,194	30,463,559	(246,635)	99%	29,282,974	1,180,585
Non-Governmental Grants and Contracts Revenues	32,524,229	34,741,744	2,217,515	107%	32,304,469	2,437,275
Gifts	-	67,183	67,183	N/A	260,963	(193,780)
Transfers	3,989,988	2,665,829	(1,324,159)	67%	4,173,321	(1,507,492)
Other Revenues	4,000	-	(4,000)	0%	(911,095)	911,095
Total Sponsored Programs Revenues	308,116,550	316,793,846	8,677,296	103%	310,432,290	6,361,556
Salaries and Benefits	140,822,824	137,755,592	3,067,232	98%	134,952,489	(2,803,103)
Other Expenses	167,293,726	179,038,254	(11,744,528)	107%	175,479,801	(3,558,453)
Total Sponsored Programs Expenses	308,116,550	316,793,846	(8,677,296)	103%	310,432,290	(6,361,556)
Net Sponsored Programs Revenue/(Expense)	-	-	-		-	-
Clinical Operations						
State/Local Appropriations	26,204,400	26,204,400	-	100%	24,390,209	1,814,191
Physician Professional Fee Revenues	122,952,580	125,625,362	2,672,782	102%	106,656,165	18,969,197
Hospital Facility Revenues	836,612,594	911,755,351	75,142,757	109%	709,437,868	202,317,483
Other Patient Revenues, net of Allowance	125,977,953	132,426,843	6,448,890	105%	115,233,112	17,193,731
Mil Levy	92,780,043	93,249,305	469,262	101%	92,020,266	1,229,039
Investment Income	13,274,528	15,776,284	2,501,756	119%	41,060,298	(25,284,014)
Gifts	4,021,645	3,628,740	(392,905)	90%	3,767,153	(138,413)
Housestaff Revenues	33,949,203	34,336,595	387,392	101%	34,093,214	243,381
Other Revenues	19,932,419	18,712,002	(1,220,417)	94%	23,264,833	(4,552,831)
Total Clinical Operations Revenues	1,275,705,365	1,361,714,882	86,009,517	107%	1,149,923,118	211,791,764
Salaries and Benefits	663,472,826	649,270,848	14,201,978	98%	610,524,052	(38,746,796)
Interest Expense	8,048,135	7,540,329	507,806	94%	8,243,316	702,987
Housestaff Expenses	33,947,881	34,340,616	(392,735)	101%	34,087,442	(253,174)
Other Expenses	561,445,745	644,435,604	(82,989,859)	115%	491,666,631	(152,768,973)
Total Clinical Operations Expenses	1,266,914,587	1,335,587,397	(68,672,810)	105%	1,144,521,441	(191,065,956)
Net Clinical Operations Revenue/(Expense)	8,790,778	26,127,485	17,336,707		5,401,677	20,725,808
Contingencies						
Total Contingency Revenues	1,568,473	(282,058)	(1,850,531)	-18%	-	(282,058)
Total Contingency Expenses	(6,081,735)	28,807	6,110,542	0%	-	(28,807)
Net Contingencies Revenue/(Expense)	7,650,208	(310,865)	(7,961,073)		-	(310,865)
Net Current Revenue/(Expense)	(30,321,404)	24,855,910	55,177,314		1,731,518	23,124,392

Statements of Revenues, Expenses and Changes in Net Position - UNM Regents Format
For the twelve month ended June 30, 2015
Preliminary and Unaudited

University of New Mexico - Main Campus Athletics & Auxiliary Operations

	FY 2015 Full Year Operating Budget	FY 2015 Year-to-Date Actual	Fiscal YTD Favrb/(Unfavrb) Budget	Actual to Budget Benchmark Rate 100%	FY 2014 Year-to-Date Actual	FY 2015 YTD Actual Change From FY 2014 YTD Actual
Results of Athletics Operations:						
Athletics Revenues	36,421,474	36,854,692	433,218	101%	35,734,059	1,120,633
Athletics Transfers	(3,480,374)	(2,179,005)	1,301,369	63%	(2,862,934)	683,929
Total Athletics Revenues	32,941,100	34,675,687	1,734,587	105%	32,871,125	1,804,562
Athletics Expenses						
Salaries and Benefits	14,337,122	14,929,749	(592,627)	104%	14,137,812	(791,937)
Grant-in-Aid	4,095,878	4,225,551	(129,673)	103%	4,027,257	(198,294)
Other Expenses	15,054,744	14,985,712	69,032	100%	14,780,073	(205,639)
Total Athletics Expenses	33,487,744	34,141,012	(653,268)	102%	32,945,142	(1,195,870)
Total Net Athletics Revenue/(Expense)	(546,644)	534,675	1,081,319		(74,017)	608,692
Results of Auxiliary Operations:						
VP for Institutional Support Services						
Bookstore Revenues	15,474,125	14,627,251	(846,874)	95%	15,826,283	(1,199,032)
Bookstore Transfers	(703,860)	(395,166)	308,694	56%	(450,000)	54,834
Total Bookstore Revenues	14,770,265	14,232,085	(538,180)	96%	15,376,283	(1,144,198)
Total Bookstore Expenses	14,770,265	14,219,441	550,824	96%	15,364,399	1,144,958
Net Bookstore Revenue/(Expense)	-	12,644	12,644		11,884	760
Faculty & Staff Club Revenues	79,700	66,995	(12,705)	84%	69,896	(2,901)
Faculty & Staff Club Expenses	79,700	68,058	11,642	85%	75,097	7,039
Net Faculty & Staff Club Revenue/(Expense)	-	(1,063)	(1,063)		(5,201)	4,138
Food Service/Dining Revenues	3,022,800	2,995,978	(26,822)	99%	3,243,125	(247,147)
Food Service/Dining Transfers	(1,369,845)	(1,402,977)	(33,132)	102%	(929,092)	(473,885)
Total Food Service/Dining Revenues	1,652,955	1,593,001	(59,954)	96%	2,314,033	(721,032)
Total Food Service/Dining Expenses	1,852,955	1,761,488	91,467	95%	2,252,302	490,814
Net Food Service/Dining Revenue/(Expense)	(200,000)	(168,487)	31,513		61,731	(230,218)
Golf Courses Revenues	2,640,517	2,498,904	(141,613)	95%	2,423,014	75,890
Golf Courses Transfers	(83,352)	273,828	357,180	-329%	(38,940)	312,768
Total Golf Courses Revenues	2,557,165	2,772,732	215,567	108%	2,384,074	388,658
Total Golf Courses Expenses	2,557,165	2,409,427	147,738	94%	2,382,115	(27,312)
Net Golf Courses Revenue/(Expense)	-	363,305	363,305		1,959	361,346
Housing	10,914,786	11,877,474	962,688	109%	12,156,084	(278,610)
Housing Transfers	(4,194,017)	(4,113,168)	80,849	98%	(5,026,240)	913,072
Total Housing Revenues	6,720,769	7,764,306	1,043,537	116%	7,129,844	634,462
Total Housing Expense	6,720,769	8,035,114	(1,314,345)	120%	7,584,036	(451,078)
Net Housing Revenue/(Expense)	-	(270,808)	(270,808)		(454,192)	183,384
Other	1,290,733	1,107,000	(183,733)	86%	820,000	287,000
Other Transfers	(1,155,000)	(1,646,000)	(491,000)	143%	-	(1,646,000)
Total Other Revenues	135,733	(539,000)	(674,733)	-397%	820,000	(1,359,000)
Total Other Expense	635,150	24,868	610,282	4%	7,901	(16,967)
Net Other Revenue/(Expense)	(499,417)	(563,868)	(64,451)		812,099	(1,375,967)

Statements of Revenues, Expenses and Changes in Net Position - UNM Regents Format
For the twelve month ended June 30, 2015
Preliminary and Unaudited

University of New Mexico - Main Campus Athletics & Auxiliary Operations

	FY 2015 Full Year Operating Budget	FY 2015 Year-to-Date Actual	Fiscal YTD Favrb/(Unfavrb) Budget	Actual to Budget Benchmark Rate 100%	FY 2014 Year-to-Date Actual	FY 2015 YTD Actual Change From FY 2014 YTD Actual
Parking and Transportation Revenues	8,578,293	8,615,467	37,174	100%	8,291,523	323,944
Parking and Trans Transfers	(3,479,437)	(2,673,674)	805,763	77%	(2,725,406)	51,732
Total Parking and Trans Revenues	5,098,856	5,941,793	842,937	117%	5,566,117	375,676
Total Parking and Trans Expenses	5,098,856	5,928,416	(829,560)	116%	5,556,947	(371,469)
Net Parking and Trans Revenue/(Expense)	-	13,377	13,377		9,170	4,207
Popejoy Events Revenues	7,674,664	7,913,944	239,280	103%	4,312,546	3,601,398
Popejoy Events Transfers	143,233	323,233	180,000	226%	55,695	267,538
Total Popejoy Events Revenues	7,817,897	8,237,177	419,280	105%	4,368,241	3,868,936
Total Popejoy Events Expenses	7,717,897	8,048,257	(330,360)	104%	4,216,985	(3,831,272)
Net Popejoy Events Revenue/(Expense)	100,000	188,920	88,920		151,256	37,664
Taos & Lawrence Ranch Revenues	125,922	74,049	(51,873)	59%	-	74,049
Taos & Lawrence Ranch Expenses	125,922	50,267	75,655	40%	36,373	(13,894)
Net Taos & Lawrence Ranch Revenue/(Expense)	-	23,782	23,782		(36,373)	60,155
Ticketing Services Revenues	831,023	902,136	71,113	109%	893,836	8,300
Ticketing Services Transfers	74,595	74,595	-	100%	41,303	33,292
Total Ticketing Services Revenues	905,618	976,731	71,113	108%	935,139	41,592
Total Ticketing Services Expenses	905,618	988,791	(83,173)	109%	937,581	(51,210)
Net Ticketing Services Revenue/(Expense)	-	(12,060)	(12,060)		(2,442)	(9,618)
Total VP for Institutional Support Services Revenues	39,864,880	41,119,869	1,254,989	103%	38,963,627	2,156,242
Total VP for Institutional Support Services Expenses	40,464,297	41,534,127	(1,069,830)	103%	38,413,736	(3,120,391)
Net VP for Institutional Support Services Revenue/(Expense)	(599,417)	(414,258)	185,159		549,891	(964,149)
VP for Student Affairs						
Lobo Cash Revenues	86,564	88,740	2,176	103%	69,382	19,358
Lobo Cash Expenses	124,564	126,822	2,258	102%	54,213	(72,609)
Net Lobo Cash Revenue/(Expense)	(38,000)	(38,082)	(82)		15,169	(53,251)
Student Health Center Revenues	7,718,432	7,806,558	88,126	101%	7,359,951	446,607
Student Health Center Expenses	7,724,617	7,881,067	(156,450)	102%	7,819,516	(61,551)
Net Student Health Center Revenue/(Expense)	(6,185)	(74,509)	(68,324)		(459,565)	385,056
Student Union Revenues	3,265,422	3,217,272	(48,150)	99%	2,562,544	654,728
Student Union Expenses	3,265,422	3,178,398	87,024	97%	3,217,539	39,141
Net Student Union Revenue/(Expense)	-	38,874	38,874		(654,995)	693,869
Total VP for Student Affairs Revenues	11,070,418	11,112,570	42,152	100%	9,991,877	1,120,693
Total VP for Student Affairs Expenses	11,114,603	11,186,287	(67,168)	101%	11,091,268	(95,019)
Net VP for Student Affairs Revenue/(Expense)	(44,185)	(73,717)	(29,532)		(1,099,391)	1,025,674

Statements of Revenues, Expenses and Changes in Net Position - UNM Regents Format
For the twelve month ended June 30, 2015
Preliminary and Unaudited

University of New Mexico - Main Campus Athletics & Auxiliary Operations

	FY 2015 Full Year Operating Budget	FY 2015 Year-to-Date Actual	Fiscal YTD Favrb/(Unfavrb) Budget	Actual to Budget Benchmark Rate 100%	FY 2014 Year-to-Date Actual	FY 2015 YTD Actual Change From FY 2014 YTD Actual
Provost and Other Units						
Art Museum Revenues	5,500	3,503	(1,997)	64%	3,066	437
Art Museum Expenses	5,500	214	5,286	4%	8,069	7,855
Net Art Museum Revenue/(Expense)	-	3,289	3,289		(5,003)	8,292
CE Conference Ctr Revenues	223,488	211,129	(12,359)	94%	233,445	(22,316)
CE Conference Ctr Transfers	(38,315)	(39,900)	(1,585)	104%	(15,400)	(24,500)
Total CE Conference Ctr Revenues	185,173	171,229	(13,944)	92%	218,045	(46,816)
Total CE Conference Ctr Expenses	185,173	144,500	40,673	78%	191,634	47,134
Net CE Conference Ctr Revenue/(Expense)	-	26,729	26,729		26,411	318
Maxwell Museum Revenues	40,000	46,619	6,619	117%	43,671	2,948
Maxwell Museum Expenses	40,000	39,606	394	99%	40,386	780
Net Maxwell Museum Revenue/(Expense)	-	7,013	7,013		3,285	3,728
Other Revenues	(333)	52,950	53,283	-15901%	50,809	2,141
Other Expenses	49,152	65,549	(16,397)	133%	43,214	(22,335)
Net Other Revenue/(Expense)	(49,485)	(12,599)	36,886		7,595	(20,194)
Total Provost and Other Units Revenues	230,340	274,301	43,961	119%	315,591	(41,290)
Total Provost and Other Units Expenses	279,825	249,869	29,956	89%	283,303	33,434
Net Provost and Other Units Revenue/(Expense)	(49,485)	24,432	73,917		32,288	(7,856)
Auxiliary Totals						
Total Auxiliary Revenues	51,165,638	52,506,740	1,341,102	103%	49,271,095	3,235,645
Total Auxiliary Expenses	51,858,725	52,970,283	(1,111,558)	102%	49,788,307	(3,181,976)
Net Auxiliary Revenue/(Expense)	(693,087)	(463,543)	229,544		(517,212)	53,669
Net Athletics Revenue/(Expense)	(546,644)	534,675	1,081,319		(74,017)	608,692
Net Auxiliary and Athletics Revenue/(Expense)	(1,239,731)	71,132	1,310,863		(591,229)	662,361
Net Branch Campuses Aux Revenue/(Expense)	(578,399)	(493,102)	85,297		108,665	(601,767)
Net All Auxiliary and Athletics Revenue/(Expense)	(1,818,130)	(421,970)	1,396,160		(482,564)	60,594

Executive Budget Summary

University of New Mexico Consolidated Financial Report

FY 2015 UNM Revised Budget

This report covers current fund operations for the University, including Main Campus, Branch Campuses and HSC Campus.

Instruction and General operations projects a use of reserves of \$18.0M for the FY 2015 UNM Revised Budget. The use of reserves of \$18.0M is comprised of \$14.1M use of reserves at the Main Campus, a \$3.7M use of reserves at the Branch Campuses, and a 255K use of reserves at the HSC Campus. The \$14.1M use of reserves at Main Campus is primarily due to \$1.5M of one-time monies funding the I&G budget, \$432K SFRB one-time use of mandatory student fee reserves and Provost Academic Affairs budgeting \$10.5M of reserves. Within Provost Academic Affairs, Provost Administrative Units, College of Arts and Sciences, College of Education, and University Libraries departments budgeted the largest use of reserves.

The next block of information shows our **Unrestricted Research** operations. The FY 2015 UNM Revised Budget shows a use of reserves of \$14.3M, of which \$11.1M use of reserves is related to Main Campus and a \$3.2M use of reserves is related to HSC Campus. The \$11.1M use of reserves at Main Campus is primarily due to Provost Academic Affairs' departments budgeting reserves. The departments that budgeted the largest use of reserves are, Provost Administrative Units, College of Arts and Sciences, College of Education, School of Engineering, and VP Research & Economic Development. At the HSC Campus approximately \$737K of reserve balances were budgeted by the SOM to support research initiatives. The College of Pharmacy budgeted \$936K for faculty start-up funding, research development and lab support and professional development. The College of Nursing budgeted \$141K for institutional support costs. The HSC VP of Research budgeted \$442K of reserves for consulting services, inter-institution pilots, mini-sabbaticals and a new CTSC scholar and the accompanying start-up package. Additionally, at the HSC \$944K is budgeted for backfill renovations for spaces vacated by units moving to 1650 University during FY 2015.

The third business category shown on the first page of this report is **Unrestricted Public Service**. The operations in this category include special projects funded by State Appropriations, for example Project ECHO, and non-endowed gifts flowing from the UNM Foundation to departments and many small events funded by user fees. The FY 2015 UNM Revised Budget shows a use of reserves of \$6.7M. These reserves are comprised of \$5.6M use of reserves at the Main Campus and Branch Campuses and a use of reserves in the amount of \$1.1M at the HSC Campus. The \$5.6M use of reserves at the Main and Branch Campuses is primarily due to Provost Academic Affairs' departments budgeting reserves. The departments budgeting the largest use of reserves are: Provost Administrative Units, College of Fine Arts, College of Arts and Sciences, College of Education, School of Engineering, School of Law, School of Architecture Planning, University Libraries, and VP Research & Economic Development.

Page 2 of this report begins with the **Student Aid** function. The FY 2015 UNM Revised Budget projects a use of reserves of \$5.4M. These reserves are comprised of a \$4.4M use of reserves at the Main and Branch Campuses and a use of reserves of \$957K at the HSC Campus. The budgeted use of reserves at Main Campus is primarily due to Provost Academic Affairs' departments budgeting reserves in endowed spending indices for the payout of major and departmental scholarships in the new fiscal year. Those departments include: VP Division of Enrollment Management, College of Fine Arts, College of Arts and Sciences, College of Education, and School of Law.

Student Activities are the operations of Student Government and Student organizations. The FY 2015 UNM Revised Budget shows a use of reserves of \$601K.

Auxiliaries and Athletics

The FY 2015 UNM Revised Budget for Auxiliaries and Athletics projected a use of reserves of \$1.8M. These reserves are primarily due to a combination of Athletics budgeting a \$547K use of reserves, VP for Institutional Support Services budgeting a \$599K use of reserves, VP for Student Affairs budgeting a \$44K use of reserves, Provost and Other Units budgeting a \$49K use of reserves, and the branch campuses budgeting a use of reserves of \$578K.

Sponsored programs operations are our contract and grant research and public service projects funded by outside agencies and companies. These operations will always record a zero net revenue over expense by the nature of their funding. The agency pays for a service or research project, and normally any unspent funds must be returned to the agency.

The next block of numbers on the third page is a summary of our **Clinical Operations**. These operations are essentially all the patient care activities of the HSC Campus, including the UNM Hospitals, SOM physician professional services, Cancer Center operations and Housestaff/Medical Residents who are being trained in the UNM and VA hospitals. The FY 2015 UNM Operating Budget projects a favorable net margin of \$8.8M. UNM Hospitals budgeted a favorable net margin of \$6.9M; the School of Medicine budgeted a favorable net margin of \$1.9M.

UNM Debt Service Schedule

As of June 30, 2015

*Includes Hospital Debt

UNM Bond Issue	Fixed or Variable Rate Issue	Original Issue Amount	Outstanding Principal Balance on June 30, 2015	Principal Payment due on June 1, 2016	Interest Payment paid on December 1, 2015	Interest Payment due on June 1, 2016	FY 2016 Principal & Interest
Sub Lien System Imp Revenue Bonds (4) Series 2014 A: Interest Range 3.0% to 5.0% Final Maturity Year 2033	Fixed Rate	\$10,980,000	\$9,715,000	\$1,240,000	\$204,125	\$204,125	\$1,648,250
Sub Lien System Rfdg Revenue Bonds (5) Series 2014 B: Interest Range 0.496% to 3.280% Final Maturity Year 2024	Fixed Rate	\$3,710,000	\$3,365,000	\$360,000	\$39,216	\$39,216	\$438,432
Sub Lien System Rfdg Revenue Bonds (6) Series 2014 C: Interest Range 1.5% to 5.0% Final Maturity Year 2035	Fixed Rate	\$100,085,000	\$97,615,000	\$2,140,000	\$2,440,375	\$2,440,375	\$7,020,750
(1) GNMA Collateralized Taxable Hospital Revenue Bonds* Series 2014: Interest Range .484% to 3.532% Final Maturity Year 2032	Fixed Rate	\$115,000,000	\$115,000,000	\$6,035,000 (due 6/20/2016)	\$1,920,713 (due 12/20/2015)	\$1,600,594 (due 6/20/2016)	\$9,556,307
Sub Lien System Imp Revenue Bonds (3) Series 2012: Interest Range 2.0% to 5.0% Final Maturity Year 2032	Fixed Rate	\$35,215,000	\$30,545,000	\$1,380,000	\$729,525	\$729,525	\$2,839,050
Sub Lien System Imp Revenue Bonds Series 2007 A&B: Interest Range 4.096% to 5.302% Final Maturity Year 2036	Fixed Rate	\$136,710,000	\$127,865,000	\$2,000,000	\$3,200,997	\$3,200,997	\$8,401,994
Sub Lien Sys Rfdg Revenue Bonds (2) Series 2002 B: Variable Rate Demand Bonds - rates reset weekly Weekly rate as of June 30, 2014 was 0.05% Final Maturity Year 2026	Variable Rate	\$25,475,000	\$19,060,000	\$1,610,000	\$364,999	\$364,999	\$2,339,998
Sub Lien System Rfdg Revenue Bonds (2) Series 2002 C: Variable Rate Demand Bonds - rates reset weekly Weekly rate as of June 30, 2014 was 0.05% Final Maturity Year 2030	Variable Rate	\$37,840,000	\$33,405,000	\$945,000	\$658,079	\$658,079	\$2,261,158
Sub Lien System Imp Revenue Bonds (2) Series 2001: Variable Rate Demand Bonds - rates reset weekly Weekly rate as of June 30, 2014 was 0.07% Ceiling of 12% Final Maturity Year 2026	Variable Rate	\$52,625,000	\$31,020,000	\$2,265,000	\$620,400	\$620,400	\$3,505,800
System Revenue Bonds Series 2000 B: Interest Range 5.50% to 6.35% Final Maturity Year 2019	Fixed Rate	\$6,621,671	\$1,332,234	\$410,532	\$0	\$704,468	\$1,115,000
System Revenue Rfdg Bonds Series 1992 A: Interest Range 6.0% to 6.25% Final Maturity Year 2021	Fixed Rate	\$36,790,000	\$13,670,000	\$2,070,000	\$410,000	\$410,000	\$2,890,000
Grand Total		\$561,051,671	\$482,592,234	\$20,455,532	\$10,588,429	\$10,972,778	\$42,016,739

Note: See attached matrix for funding sources.

(1) Source: UNM Hospital - UNM Hospital Principal payment is due on June 20; interest payments are due on December 20 and June 20.

(2) Variable Rate bonds reflect the actual synthetically fixed interest rate that UNM pays.

It is noted that all ranges of interest rates and final maturity dates are reflective of Serial bonds.

(3) Series 2012 bonds refunded 2002A bonds,

(4) Series 2014A bonds refunded 2003A, 2003B bonds,

(5) Series 2014B bonds refunded 2003C bonds,

(6) Series 2014C bonds refunded 2005A bonds,

FY15 UNM Debt Service - Source of Funds

As of June 30, 2015

	Series 2014A	Series 2014B	Series 2014C	Series 2012	Series 2007A&B	Series 2004 (UNMH Bond)	Series 2002C	Series 2002B	Series 2001	Series 1992
Student Fees- Facility	X		X	X		X	X		X	
Student Fees - IT			X	X						
Parking Services			X	X	X					X
UNM Hospital	X					X		X		X
Bookstore	X									X
Housing & Dining Services	X			X			X			
Building R&R	X							X		X
Real Estate Department	X	X			X			X		
Physical Plant Department			X	X	X			X	X	
Information Technologies			X	X						
Athletics					X					
KNME										X
Opto Bldg (CHTM Res Park)								X		
CRTC								X		
Continuing Education								X		
Golf Course - North & South							X			
HSC				X	X					
Interest on Reserve Funds	X						X	X		

Statements of Revenues, Expenses and Changes in Net Assets - UNM Regents Format
For the twelve month period ended Jun 30, 2015
Preliminary and Unaudited

Detail of State/Local Appropriations
Consolidated - Total Operations Current Funds

	FY 2015 Full Year Operating Budget	FY 2015 Year-to-Date Actual	Fiscal YTD Favrb/(Unfavrb) Budget	Actual to Budget Benchmark Rate 100%
Instruction and General				
Instruction & General Appropriations	273,828,500	273,760,396	(68,104)	100%
State Special Project Appropriations	1,161,200	1,161,200	-	100%
Tobacco Settlement Appropriations	1,130,600	1,130,600	-	100%
Mill Levy	7,546,125	7,682,413	136,288	102%
Total Instruction and General Appropriations	283,666,425	283,734,609	68,184	100%
Research				
State Special Project Appropriations	6,795,050	6,795,050	-	100%
Tobacco Settlement Appropriations	979,800	979,800	-	100%
Cigarette Tax Appropriations	3,948,563	3,824,360	(124,203)	97%
Total Research Appropriations	11,723,413	11,599,210	(124,203)	99%
Public Service				
State Special Project Appropriations	4,590,850	4,590,850	-	100%
Total Public Service Appropriations	4,590,850	4,590,850	-	100%
Clinical Operations				
State Special Project Appropriations	25,352,700	25,352,700	-	100%
Tobacco Settlement Appropriations	851,700	851,700	-	100%
Total Clinical Operations Appropriations	26,204,400	26,204,400	-	100%

Statements of Revenues, Expenses and Changes in Net Assets - UNM Regents Format
For the twelve month period ended Jun 30, 2015
Preliminary and Unaudited

Detail of State/Local Appropriations
Main Campus - Total Operations Current Funds

	FY 2015 Full Year Revised Budget	FY 2015 Year-to-Date Actual	Fiscal YTD Favrb/(Unfavrb) Budget	Actual to Budget Benchmark Rate 100%
Instruction and General				
Instruction & General Appropriations	189,217,900	189,149,796	(68,104)	100%
State Special Project Appropriations				
African American Student Services	72,700	72,700	-	100%
Disabled Student Services	191,900	191,900	-	100%
ENLACE	64,100	64,100	-	100%
Hispanic Student Center	158,100	158,100	-	100%
Minority Graduate Recruitment	118,600	118,600	-	100%
Native American Studies Intervention	356,400	356,400	-	100%
Pre-College Minority Student Math & Science	199,400	199,400	-	100%
Total State Special Project Appropriations	1,161,200	1,161,200	-	100%
Total Instruction and General Appropriations	190,379,100	190,310,996	(68,104)	100%
Research				
State Special Project Appropriations				
Center for Regional Studies (SW Research Ctr)	988,250	988,250	-	100%
Drought Study Consortium	99,700	99,700	-	100%
Manufacturing Engineering	561,900	561,900	-	100%
Morrisey Hall	47,600	47,600	-	100%
Resource Geographic Information System	66,300	66,300	-	100%
Utton Transboundary Resource Center	346,300	346,300	-	100%
Total State Special Project Appropriations	2,110,050	2,110,050	-	100%
Total Research Appropriations	2,110,050	2,110,050	-	100%
Public Service				
State Special Project Appropriations				
Bureau of Business Research (Census)	384,700	384,700	-	100%
College Prep Mentoring/School of Law	120,800	120,800	-	100%
College Preparatory Mentoring	171,500	171,500	-	100%
Corrine Wolfe Law Center/Child Abuse Training	171,900	171,900	-	100%
Family Development Program	518,600	518,600	-	100%
ISTEC	48,800	48,800	-	100%
Judicial Selection	23,000	23,000	-	100%
KNME-TV	1,177,300	1,177,300	-	100%
Land Grant Studies Program	131,800	131,800	-	100%
N. M. Historical Review	48,000	48,000	-	100%
Small Business Innovation & Research Outreach	224,400	224,400	-	100%
Southwest Indian Law Clinic	207,600	207,600	-	100%
Spanish Colonial Research Center (SW Research Ctr)	148,750	148,750	-	100%
Spanish Resource Center	41,800	41,800	-	100%
Substance Abuse Program	138,200	138,200	-	100%
Wildlife Law Education	96,400	96,400	-	100%
Total State Special Project Appropriations	3,653,550	3,653,550	-	100%
Total Public Service Appropriations	3,653,550	3,653,550	-	100%

Statements of Revenues, Expenses and Changes in Net Assets - UNM Regents Format
For the twelve month period ended Jun 30, 2015
Preliminary and Unaudited

Detail of State/Local Appropriations

Branch Campuses - Total Operations Current Funds

	FY 2015 Full Year Revised Budget	FY 2015 Year-to-Date Actual	Fiscal YTD Favrb/(Unfavrb) Budget	Actual to Budget Benchmark Rate 100%
Instruction and General				
Instruction & General Appropriations				
Gallup	9,481,500	9,481,500	-	100%
Los Alamos	1,905,100	1,905,100	-	100%
Valencia	5,715,600	5,715,600	-	100%
Taos	3,732,200	3,732,200	-	100%
Total Instruction & General Appropriations	20,834,400	20,834,400	-	100%
Mill Levy				
McKinley County	2,450,000	2,505,179	55,179	102%
Los Alamos County	702,500	662,641	(39,859)	94%
Valencia County	2,613,425	2,581,132	(32,293)	99%
Taos County	1,780,200	1,933,461	153,261	109%
Total Mill Levy	7,546,125	7,682,413	136,288	102%
Total Branch Appropriations	28,380,525	28,516,813	136,288	100%

Statements of Revenues, Expenses and Changes in Net Assets - UNM Regents Format
For the twelve month period ended Jun 30, 2015
Preliminary and Unaudited

Detail of State/Local Appropriations
Health Sciences Center - Total Operations Current Funds

	FY 2015 Full Year Revised Budget	FY 2015 Year-to-Date Actual	Fiscal YTD Favrb/(Unfavrb) Budget	Actual to Budget Benchmark Rate 100%
Instruction and General				
Instruction & General Appropriations	63,776,200	63,776,200	-	100%
Tobacco Settlement Appropriations				
Instruction & General	610,524	610,524	-	100%
Pediatric Specialty Education	260,038	260,038	-	100%
Trauma Specialty Education	260,038	260,038	-	100%
Total Tobacco Settlement Appropriations	1,130,600	1,130,600	-	100%
Total Instruction and General Appropriations	64,906,800	64,906,800	-	100%
Research				
State Special Project Appropriations				
Cancer Center	2,691,200	2,691,200	-	100%
Hepatitis C, Project ECHO	1,993,800	1,993,800	-	100%
Total State Special Project Appropriations	4,685,000	4,685,000	-	100%
Tobacco Settlement Appropriations				
Genomics, Biocomputing, Environmental Health	979,800	979,800	-	100%
Total Tobacco Settlement Appropriations	979,800	979,800	-	100%
Cigarette Tax Appropriations	3,948,563	3,824,360	(124,203)	97%
Total Research Appropriations	9,613,363	9,489,160	(124,203)	99%
Public Service				
State Special Project Appropriations				
Center for Native American Health	274,700	274,700	-	100%
Out of County Indigent	662,600	662,600	-	100%
Total State Special Project Appropriations	937,300	937,300	-	100%
Total Public Service Appropriations	937,300	937,300	-	100%
Clinical Operations				
State Special Project Appropriations				
Newborn Intensive Care Unit	3,350,200	3,350,200	-	100%
Office of the Medical Investigator	5,025,300	5,025,300	-	100%
Pediatric Oncology	1,303,500	1,303,500	-	100%
Poison and Drug Info Center	1,554,700	1,554,700	-	100%
Native American Suicide Prevention	99,700	99,700	-	100%
GME Residencies	902,400	902,400	-	100%
UNM Hospitals	13,116,900	13,116,900	-	100%
Total State Special Project Appropriations	25,352,700	25,352,700	-	100%
Tobacco Settlement Appropriations				
Pediatric Oncology	261,400	261,400	-	100%
Poison and Drug Info Center	590,300	590,300	-	100%
Total Tobacco Settlement Appropriations	851,700	851,700	-	100%
Total Clinical Operations Appropriations	26,204,400	26,204,400	-	100%

Statements of Revenues, Expenses and Changes in Net Position - UNM Regents Format
For the twelve month ended June 30, 2015
Preliminary and Unaudited

Main Campus - Total Operations Current Funds

	FY 2015 Full Year Operating Budget	FY 2015 Year-to-Date Actual	Fiscal YTD Favrb/(Unfavrb) Budget	Actual to Budget Benchmark Rate 100%	FY 2014 Year-to-Date Actual	FY 2015 YTD Actual Change From FY 2014 YTD Actual
Instruction and General						
Tuition and Fees Revenues	149,910,141	149,841,814	(68,327)	100%	155,143,054	(5,301,240)
State/Local Appropriations	190,379,100	190,310,996	(68,104)	100%	181,531,332	8,779,664
F & A Revenues	21,000,000	20,407,027	(592,973)	97%	21,468,499	(1,061,472)
Transfers	(56,175,764)	(56,404,098)	(228,334)	100%	(60,768,192)	4,364,094
Other Revenues	16,872,922	14,876,816	(1,996,106)	88%	12,349,173	2,527,643
Total Instruction and General Revenues	321,986,399	319,032,555	(2,953,844)	99%	309,723,866	9,308,689
Salaries	198,699,753	196,677,856	(2,021,897)	99%	190,828,032	(5,849,824)
Benefits	66,077,195	63,948,389	(2,128,806)	97%	60,928,547	(3,019,842)
Other Expenses	71,270,291	63,172,634	(8,097,657)	89%	62,243,482	(929,152)
Total Instruction and General Expenses	336,047,239	323,798,879	(12,248,360)	96%	314,000,061	(9,798,818)
Net Instruction and General Revenue/(Expense)	(14,060,840)	(4,766,324)	9,294,516		(4,276,195)	(490,129)
Research						
State/Local Appropriations	2,110,050	2,110,050	-	100%	1,940,050	170,000
Transfers	14,537,018	13,665,219	(871,799)	94%	16,724,809	(3,059,590)
Other Revenues	1,134,061	1,403,661	269,600	124%	1,389,776	13,885
Total Research Revenues	17,781,129	17,178,930	(602,199)	97%	20,054,635	(2,875,705)
Salaries and Benefits	12,471,737	10,050,297	(2,421,440)	81%	10,321,979	271,682
Other Expenses	16,436,563	9,319,717	(7,116,846)	57%	8,868,697	(451,020)
Total Research Expenses	28,908,300	19,370,014	(9,538,286)	67%	19,190,676	(179,338)
Net Research Revenue/(Expense)	(11,127,171)	(2,191,084)	8,936,087		863,959	(3,055,043)
Public Service						
State/Local Appropriations	3,653,550	3,653,650	100	100%	3,396,250	(257,400)
Sales and Services Revenues	9,191,737	8,796,672	(395,065)	96%	8,390,367	(406,305)
Gifts	7,584,362	9,455,131	1,870,769	125%	8,765,628	(689,503)
Transfers	(100,140)	(1,734,440)	(1,634,300)	1732%	375,671	2,110,111
Other Revenues	4,826,858	5,121,047	294,189	106%	5,140,140	19,093
Total Public Service Revenues	25,156,367	25,292,060	135,693	101%	26,068,056	775,996
Salaries and Benefits	13,728,015	13,219,131	(508,884)	96%	13,046,626	(172,505)
Other Expenses	16,721,411	12,267,729	(4,453,682)	73%	13,333,560	1,065,831
Total Public Service Expenses	30,449,426	25,486,860	(4,962,566)	84%	26,380,186	893,326
Net Public Service Revenue/(Expense)	(5,293,059)	(194,800)	5,098,259		(312,130)	117,330

Statements of Revenues, Expenses and Changes in Net Position - UNM Regents Format
For the twelve month ended June 30, 2015
Preliminary and Unaudited

Main Campus - Total Operations Current Funds

	FY 2015 Full Year Operating Budget	FY 2015 Year-to-Date Actual	Fiscal YTD Favrb/(Unfavrb) Budget	Actual to Budget Benchmark Rate 100%	FY 2014 Year-to-Date Actual	FY 2015 YTD Actual Change From FY 2014 YTD Actual
Student Aid						
Private Grants/Gifts	4,521,526	5,579,094	1,057,568	123%	5,173,767	(405,327)
State Lottery Scholarships	37,485,948	35,526,461	(1,959,487)	95%	37,990,538	2,464,077
Transfers	15,926,800	16,937,381	1,010,581	106%	15,308,593	(1,628,788)
Other Revenues	948,509	201,652	(746,857)	21%	845,238	643,586
Total Student Aid Revenues	58,882,783	58,244,588	(638,195)	99%	59,318,136	1,073,548
Salaries and Benefits	2,622,058	2,678,966	56,908	102%	2,525,236	(153,730)
Other Expenses	60,591,156	54,403,579	(6,187,577)	90%	57,396,245	2,992,666
Total Student Aid Expenses	63,213,214	57,082,545	(6,130,669)	90%	59,921,481	2,838,936
Net Student Aid Revenue/(Expense)	(4,330,431)	1,162,043	5,492,474		(603,345)	1,765,388
Student Social & Cultural Programs						
Fee Revenues	7,992,626	7,976,138	(16,488)	100%	5,884,242	2,091,896
Sales and Services Revenues	1,463,429	1,668,918	205,489	114%	1,707,874	(38,956)
Transfers	(992,556)	(541,684)	450,872	55%	498,558	(1,040,242)
Other Revenues	169,761	216,477	46,716	128%	170,764	8,594
Total Student Social & Cultural Programs Revenues	8,633,260	9,319,849	686,589	108%	8,261,438	1,021,292
Salaries and Benefits	4,351,372	4,438,393	87,021	102%	4,315,805	(122,588)
Other Expenses	4,863,032	4,741,238	(121,794)	97%	3,950,215	600,741
Total Student Social & Cultural Programs Expenses	9,214,404	9,179,631	(34,773)	100%	8,266,020	478,153
Net Student Social & Cultural Programs Revenue/(Expense)	(581,144)	140,218	721,362		(4,582)	144,800
Auxiliaries						
Auxiliaries Revenues	51,165,638	52,506,740	1,341,102	103%	49,271,095	3,235,645
Athletics Revenues	32,941,100	34,675,687	1,734,587	105%	32,871,125	1,804,562
Total Auxiliaries Revenues	84,106,738	87,182,427	3,075,689	104%	82,142,220	5,040,207
Auxiliaries Expenses	51,858,725	52,970,283	1,111,558	102%	49,788,307	(3,181,976)
Athletics Expenses	33,487,744	34,141,012	653,268	102%	32,945,142	(1,195,870)
Total Auxiliaries Expenses	85,346,469	87,111,295	1,764,826	102%	82,733,449	(4,377,846)
Net Auxiliaries and Athletics Revenue/(Expense)	(1,239,731)	71,132	1,310,863		(591,229)	662,361

Statements of Revenues, Expenses and Changes in Net Position - UNM Regents Format
For the twelve month ended June 30, 2015
Preliminary and Unaudited

Main Campus - Total Operations Current Funds

	FY 2015 Full Year Operating Budget	FY 2015 Year-to-Date Actual	Fiscal YTD Favrb/(Unfavrb) Budget	Actual to Budget Benchmark Rate 100%	FY 2014 Year-to-Date Actual	FY 2015 YTD Actual Change From FY 2014 YTD Actual
Sponsored Programs						
Federal Grants and Contracts Revenues	144,255,888	142,929,429	(1,326,459)	99%	146,057,627	(3,128,198)
State and Local Grants and Contracts Revenues	15,987,338	15,221,783	(765,555)	95%	13,242,230	1,979,553
Non-Governmental Grants and Contracts Revenues	11,797,000	12,649,337	852,337	107%	13,837,352	(1,188,015)
Gifts	-	67,183	67,183	N/A	260,963	(193,780)
Transfers	1,506,000	424,445	(1,081,555)	28%	1,887,983	(1,463,538)
Other Revenues	-	-	-	N/A	(911,095)	911,095
Total Sponsored Programs Revenues	173,546,226	171,292,177	(2,254,049)	99%	174,375,060	(3,082,883)
Salaries and Benefits	64,360,226	57,251,144	(7,109,082)	89%	57,686,066	434,922
Other Expenses	109,186,000	114,041,033	4,855,033	104%	116,688,994	2,647,961
Total Sponsored Programs Expenses	173,546,226	171,292,177	(2,254,049)	99%	174,375,060	3,082,883
Net Sponsored Programs Revenue/(Expense)	-	-	-		-	-
Contingencies						
Total Contingency Revenues	(4,636,381)	(282,058)	4,354,323	6%	-	(282,058)
Total Contingency Expenses	(10,737,295)	28,807	10,766,102	0%	-	-
Net Contingencies Revenue/(Expense)	6,100,914	(310,865)	(6,411,779)		-	(282,058)
Net Current Revenue/(Expense)	(30,531,462)	(6,089,680)	24,441,782		(4,923,522)	(1,166,158)

Statements of Revenues, Expenses and Changes in Net Position - UNM Regents Format
For the twelve month ended June 30, 2015
Preliminary and Unaudited

Branch Campuses - Total Operations Current Funds

	FY 2015 Full Year Operating Budget	FY 2015 Year-to-Date Actual	Fiscal YTD Favrb/(Unfavrb) Budget	Actual to Budget Benchmark Rate 100%	FY 2014 Year-to-Date Actual	FY 2015 YTD Actual Change From FY 2014 YTD Actual
Instruction and General						
Tuition and Fees Revenues	7,321,690	7,356,801	35,111	100%	7,829,632	(472,831)
State/Local Appropriations	28,380,525	28,516,813	136,288	100%	27,415,187	1,101,626
Transfers	(2,355,964)	(2,360,700)	(4,736)	100%	(1,827,762)	(532,938)
Other Revenues	476,972	1,084,680	607,708	227%	755,809	328,871
Total Instruction and General Revenues	33,823,223	34,597,594	774,371	102%	34,172,866	424,728
Salaries	21,814,393	20,146,190	(1,668,203)	92%	19,763,096	(383,094)
Benefits	6,546,678	6,349,076	(197,602)	97%	6,099,361	(249,715)
Other Expenses	9,149,430	7,845,115	(1,304,315)	86%	7,164,992	(680,123)
Total Instruction and General Expenses	37,510,501	34,340,381	(3,170,120)	92%	33,027,449	(1,312,932)
Net Instruction and General Revenue/(Expense)	(3,687,278)	257,213	3,944,491		1,145,417	(888,204)
Public Service						
State/Local Appropriations	-	-	-	N/A	-	-
Sales and Services Revenues	383,830	522,668	138,838	136%	489,342	33,326
Gifts	142,400	243,086	100,686	171%	161,483	81,603
Transfers	(76,894)	(44,894)	32,000	58%	2,963	(47,857)
Other Revenues	50,000	4,689	(45,311)	9%	40,875	(36,186)
Total Public Service Revenues	499,336	725,549	226,213	145%	694,663	30,886
Salaries and Benefits	412,408	374,396	(38,012)	91%	420,936	46,540
Other Expenses	346,983	253,541	(93,442)	73%	278,085	24,544
Total Public Service Expenses	759,391	627,937	(131,454)	83%	699,021	71,084
Net Public Service Revenue/(Expense)	(260,055)	97,612	357,667		(4,358)	101,970
Student Aid						
Private Grants/Gifts	116,550	134,059	17,509	115%	184,835	(50,776)
Transfers	414,947	412,846	(2,101)	99%	318,110	94,736
Other Revenues	20,000	18,273	(1,727)	91%	19,768	(1,495)
Total Student Aid Revenues	551,497	565,178	13,681	102%	522,713	42,465
Salaries and Benefits	-	7,557	7,557	N/A	11,069	3,512
Other Expenses	661,747	710,796	49,049	107%	417,494	(293,302)
Total Student Aid Expenses	661,747	718,353	56,606	109%	428,563	(289,790)
Net Student Aid Revenue/(Expense)	(110,250)	(153,175)	(42,925)		94,150	(247,325)

Statements of Revenues, Expenses and Changes in Net Position - UNM Regents Format
For the twelve month ended June 30, 2015
Preliminary and Unaudited

Branch Campuses - Total Operations Current Funds

	FY 2015 Full Year Operating Budget	FY 2015 Year-to-Date Actual	Fiscal YTD Favrb/(Unfavrb) Budget	Actual to Budget Benchmark Rate 100%	FY 2014 Year-to-Date Actual	FY 2015 YTD Actual Change From FY 2014 YTD Actual
Student Social & Cultural Programs						
Fee Revenues	235,222	244,881	9,659	104%	262,183	(17,302)
Sales and Services Revenues	1,650	17,434	15,784	1057%	13,865	3,569
Transfers	(39,850)	(39,850)	-	100%	(39,000)	(850)
Other Revenues	-	150	150	N/A	-	150
Total Student Social & Cultural Programs Revenues	197,022	222,615	25,593	113%	237,048	(14,433)
Salaries and Benefits	11,060	26,719	15,659	242%	18,705	(8,014)
Other Expenses	186,858	147,811	(39,047)	79%	165,841	18,030
Total Student Social & Cultural Programs Expenses	197,918	174,530	(23,388)	88%	184,546	10,016
Net Student Social & Cultural Programs Revenue/(Expense)	(896)	48,085	48,981		52,502	(4,417)
Auxiliaries						
Bookstore Revenues	2,302,555	1,955,142	(347,413)	85%	1,965,140	(9,998)
Housing and Food Service Revenues	191,082	157,720	(33,362)	83%	257,020	(99,300)
Transfers	(150,000)	(150,000)	-	100%	(30,000)	(120,000)
Other Auxiliaries Revenues	123,230	44,120	(79,110)	36%	21,754	22,366
Total Auxiliaries Revenues	2,466,867	2,006,982	(459,885)	81%	2,213,914	(206,932)
Bookstore Expenses	2,293,142	1,893,586	(399,556)	83%	1,869,164	(24,422)
Housing and Food Service Expenses	302,594	145,588	(157,006)	48%	217,828	72,240
Other Auxiliaries Expenses	449,530	460,910	11,380	103%	18,257	(442,653)
Total Auxiliaries Expenses	3,045,266	2,500,084	(545,182)	82%	2,105,249	(394,835)
Net Auxiliaries Revenue/(Expense)	(578,399)	(493,102)	85,297		108,665	(601,767)
Sponsored Programs						
Federal Grants and Contracts Revenues	6,559,539	6,371,020	(188,519)	97%	5,803,696	567,324
State and Local Grants and Contracts Revenues	2,054,419	1,389,931	(664,488)	68%	2,244,528	(854,597)
Non-Governmental Grants and Contracts Revenues	136,311	656,190	519,879	481%	-	656,190
Gifts	-	-	-	N/A	-	-
Transfers	261,675	261,675	-	100%	233,516	28,159
Other Revenues	4,000	-	(4,000)	0%	-	-
Total Sponsored Programs Revenues	9,015,944	8,678,816	(337,128)	96%	8,281,740	397,076
Salaries and Benefits	5,963,814	5,717,528	(246,286)	96%	5,506,851	(210,677)
Other Expenses	3,052,130	2,961,288	(90,842)	97%	2,774,889	(186,399)
Total Sponsored Programs Expenses	9,015,944	8,678,816	(337,128)	96%	8,281,740	(397,076)
Net Sponsored Programs Revenue/(Expense)	-	-	-		-	-
Net Current Revenue/(Expense)	(4,636,878)	(243,367)	4,393,511		1,396,376	(1,639,743)

Statements of Revenues, Expenses and Changes in Net Position - UNM Regents Format
For the twelve month ended June 30, 2015
Preliminary and Unaudited

Health Sciences Center - Total Operations Current Funds

	FY 2015 Full Year Operating Budget	FY 2015 Year-to-Date Actual	Fiscal YTD Favrb/(Unfavrb) Budget	Actual to Budget Benchmark Rate 100%	FY 2014 Year-to-Date Actual	FY 2015 YTD Actual Change From FY 2014 YTD Actual
Instruction and General						
Tuition and Fees Revenues	15,097,082	15,747,184	650,102	104%	14,761,353	985,831
State/Local Appropriations	64,906,800	64,906,800	-	100%	61,566,200	3,340,600
F & A Revenues	23,500,000	24,250,248	750,248	103%	22,594,829	1,655,419
Transfers	4,178,245	(358,150)	(4,536,395)	-9%	(2,395,472)	2,037,322
Other Revenues	11,204,552	13,048,117	1,843,565	116%	8,395,983	4,652,134
Total Instruction and General Revenues	118,886,679	117,594,199	(1,292,480)	99%	104,922,893	12,671,306
Salaries	72,903,672	71,867,155	(1,036,517)	99%	67,584,330	(4,282,825)
Benefits	24,519,536	23,021,926	(1,497,610)	94%	20,713,031	(2,308,895)
Other Expenses	21,718,242	21,615,594	(102,648)	100%	17,224,762	(4,390,832)
Total Instruction and General Expenses	119,141,450	116,504,675	(2,636,775)	98%	105,522,123	(10,982,552)
Net Instruction and General Revenue/(Expense)	(254,771)	1,089,524	1,344,295		(599,230)	1,688,754
Research						
State/Local Appropriations	9,613,363	9,489,160	(124,203)	99%	9,058,529	430,631
Generated Revenues	180,000	452,499	272,499	251%	508,161	(55,662)
Transfers	10,081,306	13,324,738	3,243,432	132%	9,997,068	3,327,670
Other Revenues	1,454,394	2,343,180	888,786	161%	1,336,303	1,006,877
Total Research Revenues	21,329,063	25,609,577	4,280,514	120%	20,900,061	4,709,516
Salaries and Benefits	13,671,612	13,663,459	(8,153)	100%	12,542,031	(1,121,428)
Other Expenses	10,811,539	9,047,924	(1,763,615)	84%	8,784,119	(263,805)
Total Research Expenses	24,483,151	22,711,383	(1,771,768)	93%	21,326,150	(1,385,233)
Net Research Revenue/(Expense)	(3,154,088)	2,898,194	6,052,282		(426,089)	3,324,283
Public Service						
State/Local Appropriations	937,300	937,300	-	100%	935,994	1,306
Sales and Services Revenues	8,574,573	10,722,484	2,147,911	125%	7,911,705	2,810,779
Gifts	1,949,960	1,824,909	(125,051)	94%	2,404,466	(579,557)
Transfers	3,344,810	2,745,248	(599,562)	82%	1,823,270	921,978
Other Revenues	2,542,029	2,314,921	(227,108)	91%	1,284,569	1,030,352
Total Public Service Revenues	17,348,672	18,544,862	1,196,190	107%	14,360,004	4,184,858
Salaries and Benefits	9,200,824	8,307,353	(893,471)	90%	7,195,241	(1,112,112)
Other Expenses	9,255,447	9,450,699	195,252	102%	5,869,477	(3,581,222)
Total Public Service Expenses	18,456,271	17,758,052	(698,219)	96%	13,064,718	(4,693,334)
Net Public Service Revenue/(Expense)	(1,107,599)	786,810	1,894,409		1,295,286	(508,476)

Statements of Revenues, Expenses and Changes in Net Position - UNM Regents Format
For the twelve month ended June 30, 2015
Preliminary and Unaudited

Health Sciences Center - Total Operations Current Funds

	FY 2015 Full Year Operating Budget	FY 2015 Year-to-Date Actual	Fiscal YTD Favrb/(Unfavrb) Budget	Actual to Budget Benchmark Rate 100%	FY 2014 Year-to-Date Actual	FY 2015 YTD Actual Change From FY 2014 YTD Actual
Student Aid						
Gifts	1,623,236	1,707,561	84,325	105%	1,724,682	(17,121)
Investment Income	-	-	-	N/A	-	-
Transfers	2,593,663	2,084,188	(509,475)	80%	1,919,806	164,382
Other Revenues	-	5,000	5,000	N/A	-	5,000
Total Student Aid Revenues	4,216,899	3,796,749	(420,150)	90%	3,644,488	152,261
Salaries and Benefits	2,466,643	2,085,853	(380,790)	85%	2,205,023	119,170
Other Expenses	2,707,502	1,440,517	(1,266,985)	53%	1,909,691	469,174
Total Student Aid Expenses	5,174,145	3,526,370	(1,647,775)	68%	4,114,714	588,344
Net Student Aid Revenue/(Expense)	(957,246)	270,379	1,227,625		(470,226)	740,605
Student Social & Cultural Programs						
Fee Revenues	-	-	-	N/A	-	-
Sales and Services Revenues	50,875	60,655	9,780	119%	46,881	13,774
Transfers	27,429	27,429	-	100%	70,487	(43,058)
Other Revenues	2,501	5,947	3,446	238%	2,600	3,347
Total Student Social & Cultural Programs Revenues	80,805	94,031	13,226	116%	119,968	(25,937)
Salaries and Benefits	-	-	-	N/A	-	-
Other Expenses	100,237	77,466	(22,771)	77%	62,722	(14,744)
Total Student Social & Cultural Programs Expenses	100,237	77,466	(22,771)	77%	62,722	(14,744)
Net Student Social & Cultural Programs Revenue/(Expense)	(19,432)	16,565	35,997		57,246	(40,681)
Sponsored Programs						
Federal Grants and Contracts Revenues	90,072,712	99,555,082	9,482,370	111%	93,460,335	6,094,747
State and Local Grants and Contracts Revenues	12,668,437	13,851,845	1,183,408	109%	13,796,216	55,629
Non-Governmental Grants and Contracts Revenues	20,590,918	21,436,217	845,299	104%	18,467,117	2,969,100
Gifts	-	-	-	N/A	-	-
Other Revenues	-	-	-	N/A	-	-
Transfers	2,222,313	1,979,709	(242,604)	89%	2,051,822	(72,113)
Total Sponsored Programs Revenues	125,554,380	136,822,853	11,268,473	109%	127,775,490	9,047,363
Salaries and Benefits	70,498,784	74,786,920	4,288,136	106%	71,759,572	(3,027,348)
Other Expenses	55,055,596	62,035,933	6,980,337	113%	56,015,918	(6,020,015)
Total Sponsored Programs Expenses	125,554,380	136,822,853	11,268,473	109%	127,775,490	(9,047,363)
Net Sponsored Programs Revenue/(Expense)	-	-	-		-	-

Statements of Revenues, Expenses and Changes in Net Position - UNM Regents Format
For the twelve month ended June 30, 2015
Preliminary and Unaudited

Health Sciences Center - Total Operations Current Funds

	FY 2015 Full Year Operating Budget	FY 2015 Year-to-Date Actual	Fiscal YTD Favrb/(Unfavrb) Budget	Actual to Budget Benchmark Rate 100%	FY 2014 Year-to-Date Actual	FY 2015 YTD Actual Change From FY 2014 YTD Actual
Clinical Operations						
State/Local Appropriations	26,204,400	26,204,400	-	100%	24,390,209	1,814,191
Physician Professional Fee Revenues	122,952,580	125,625,362	2,672,782	102%	106,656,165	18,969,197
Hospital Facility Revenues	836,612,594	911,755,351	75,142,757	109%	709,437,868	202,317,483
Other Patient Revenues, net of Allowance	125,977,953	132,426,843	6,448,890	105%	115,233,112	17,193,731
Mil Levy	92,780,043	93,249,305	469,262	101%	92,020,266	1,229,039
Investment Income	13,274,528	15,776,284	2,501,756	119%	41,060,298	(25,284,014)
Gifts	4,021,645	3,628,740	(392,905)	90%	3,767,153	(138,413)
Housestaff Revenues	33,949,203	34,336,595	387,392	101%	34,093,214	243,381
Other Revenues	19,932,419	18,712,002	(1,220,417)	94%	23,264,833	(4,552,831)
Total Clinical Operations Revenues	1,275,705,365	1,361,714,882	86,009,517	107%	1,149,923,118	211,791,764
Salaries and Benefits	663,472,826	649,270,848	(14,201,978)	98%	610,524,052	(38,746,796)
Interest Expense	8,048,135	7,540,329	(507,806)	94%	8,243,316	702,987
Housestaff Expenses	33,947,881	34,340,616	392,735	101%	34,087,442	(253,174)
Other Expenses	561,445,745	644,435,604	82,989,859	115%	491,666,631	(152,768,973)
Total Clinical Operations Expenses	1,266,914,587	1,335,587,397	68,672,810	105%	1,144,521,441	(191,065,956)
Net Clinical Operations Revenue/(Expense)	8,790,778	26,127,485	17,336,707		5,401,677	20,725,808
Contingencies						
Total Contingency Revenues	6,204,854	-	(6,204,854)	0%	-	-
Total Contingency Expenses	4,655,560	-	(4,655,560)	0%	-	-
Net Contingencies Revenue/(Expense)	1,549,294	-	(1,549,294)		-	-
Net Current Revenue/(Expense)	4,846,936	31,188,957	26,342,021		5,258,664	25,930,293

**MEMORANDUM TO ADVANCE
COMMITTEE AGENDA ITEM TO
THE BOARD OF REGENTS
THE UNIVERSITY OF NEW MEXICO**

DATE: August 26, 2015

TO: David W. Harris, EVP for Administration, COO & CFO

FROM: Chris Vallejos, Associate Vice President, Institutional Support Services

RE: Requested Approval

RECOMMENDED ACTION:

Recommend to the Board of Regents Finance and Facilities Committee the following:

1. Request for Capital Project Approval for Photovoltaic Shade Structure at the McKinnon Family Tennis Center

Please see attached summary and renderings.

cc: Lisa Marbury, Executive Director, Institutional Support Services
Jeff Zumwalt, Director, PPD
R. Henrard, A. Coburn, C. Martinez, T. Murray Allred – PDC

**REQUEST FOR CAPITAL PROJECT APPROVAL for
Photovoltaic Shade Structure at the McKinnon Family Tennis Center
UNIVERSITY OF NEW MEXICO
September 11, 2015**

REQUESTED ACTION:

In accordance with Section 7.12 of the Board of Regents Policy Manual and as required by the New Mexico Higher Education Department and New Mexico State Board of Finance, project approval is requested for the UNM Athletics Tennis Courts Solar Power System.

PROJECT DESCRIPTION:

In May of 2015 the Physical Plant Department (PPD) conducted an RFP for solar power installations at University facilities. The RFP was for solar power companies interested in partnering with the University. Rio Grande Solar, LLC (RGS) was the successful respondent to the RFP. The company offered to provide matching funds up to \$500,000 for solar systems installed by their company. The matching funds from RGS are provided as a gift to the UNM Foundation.

The shade structure will be the first project under the latest RFP and the fourth project that UNM will complete using funds donated from RGS. The project will install a 96 kW solar photovoltaic system (PV) on a custom shade structure over the tennis court bleachers. The shade structure will be designed and built by RGS. The total project cost is \$484,000. The project is tentatively scheduled to start construction in September 2015 and to complete in December 2015.

PROJECT RATIONALE:


PPD recommends approval of the project for four reasons: First, the PV support structure will provide shade and a better fan experience at the Tennis Stadium. Second, the PV system will generate approximately 141,000 kWh per year of renewable energy. This will reduce the annual electric utility bill by about \$15,000. The third benefit is that this project will qualify every UNM facility for an exemption from PNM's Renewable Energy Rider fees. The savings from this exemption will be about \$500,000. This reduces the payback period to less than six months and results in a Net Present Value of \$612,000. Lastly, this project will reduce the UNM carbon footprint by 65 tons (MTCDE) per year.

FUNDING:

The total estimated Project Budget is \$484,000:


- \$242,000 is funded by a Rio Grande Solar, LLC donation through the UNM Foundation
- \$242,000 is funded from PPD Utilities

McKinnon Family Tennis Center Solar Power Project



September 8, 2015

McKinnon Family Tennis Center Solar Power Project



September 8, 2015



McKinnon Family Tennis Center Solar Power Project



September 8, 2015



Memo

To: UNM Regents Facilities and Finance Committee
From: Geraldine Forbes Isais, Dean 
cc: Larry Ryan, VP UNM Foundation 
Date: August 10, 2015
Re: Request to establish quasi-endowment fund

Please accept this memo as a quest to transfer institution funds from index 515354 to the UNM Foundation for the purpose of establishing a quasi-endowment. The transfer request amount is \$25,000, fees generated at the School of Architecture and Planning Fabrications Lab by providing service to local firms, government agencies and individuals.

This endowment will allow for unrestricted and supplemental funds for faculty use at SA+P in the following areas;

- Installations/Design Build Projects
- Machines/Tools
- Travel

THE UNIVERSITY OF NEW MEXICO
THE UNIVERSITY OF NEW MEXICO FOUNDATION, INC.
REQUEST TO ESTABLISH A QUASI-ENDOWMENT FUND

REQUESTING COLLEGE/SCHOOL:	School of Architecture and Planning
REQUESTING DEPARTMENT:	Architecture
REQUESTED BY:	John Quale, Director
SUGGESTED FUND TITLE:	SA+P CRAF+T Quasi-Endowment
AMOUNT TO BE DEPOSITED (include all planned transfers):	\$25,000.00
SOURCE OF FUNDS (Donor name or index number(s)):	515354
GENERAL PURPOSE:	attached

ACKNOWLEDGEMENT

I/WE ACKNOWLEDGE THAT THE REQUESTED FUND WILL BE INVESTED AND INCOME DISTRIBUTED IN ACCORDANCE WITH THE REGENTS OF THE UNIVERSITY OF NEW MEXICO "CONSOLIDATED INVESTMENT FUND ENDOWMENT INVESTMENT MANAGEMENT POLICY", ADOPTED IN 1989 AND PERIODICALLY AMENDED THEREAFTER.

AS A QUASI-ENDOWMENT, WITHDRAWALS OF PRINCIPAL MAY BE ALLOWABLE ONLY UPON THE APPROVAL OF THE REGENTS OF THE UNIVERSITY OF NEW MEXICO.

ACKNOWLEDGED:


(REQUESTOR'S SIGNATURE)

8-5-15
Date

COLLEGE/SCHOOL APPROVAL:


(DEAN'S SIGNATURE)

8.5.15
Date

PROVOST/EXECUTIVE VICE PRESIDENT
FOR ACADEMIC AFFAIRS APPROVAL:


CHAOUKI ABDALLAH

8/14/15
Date

August 25, 2015

Cenissa Martinez
Manager, Division Support Services
Vice President for Administration
University of New Mexico
Scholes Hall, Room 111
MSC05 3350
1 University of New Mexico
Albuquerque, NM 87131-0001


Re: **Agenda Item for the Regents' Finance & Facilities Committee Meeting on September 8, 2015**

Dear Cenissa:

Enclosed please find a memo to the Regents regarding the appointment of Al Romig to the STC Board, along with his bio, for inclusion on the agenda for the Finance & Facilities Committee meeting on September 8, 2015. I have also emailed the materials to you.

Please don't hesitate to contact me if you have any questions.

Sincerely,

A handwritten signature in black ink, appearing to read "Denise", with a stylized flourish at the end.

Denise M. Bissell
STC.UNM
272-7310
dbissell@stc.unm.edu

Enclosures



TO: The University of New Mexico Board of Regents
Finance & Facilities Committee Meeting

FROM: STC.UNM
Board of Directors

DATE: August 25, 2015

RE: **STC.UNM Board: Appointment of New Member Al Romig**

The STC.UNM Board of Directors submits for approval the appointment of Alton (Al) D. Romig, Jr. to its Board of Directors for a four-year term, beginning upon approval by the Regents and ending June 30, 2019. Dr. Romig was recommended for appointment by the STC.UNM Nominations Committee and approved by the STC.UNM Board of Directors at its July 31, 2015 board meeting, subject to the Regents' approval.

Dr. Alton (Al) D. Romig, Jr.

bio attached



Alton D. Romig, Jr.
Executive Officer
National Academy of Engineering
Washington, DC
aromig@nae.edu
www.nae.edu

Biography

Dr. Alton D. Romig, Jr. is the Executive Officer of the National Academy of Engineering. Under Congressional charter, the Academy provides advice to the federal government, when requested, on matters of engineering and technology. As Executive Officer, Dr. Romig is the Chief Operating Officer responsible for the program, financial and membership operations of the Academy, reporting to the President. Prior to joining the Academy, he served as Vice President and General Manager of Lockheed Martin Aeronautics Company Advanced Development Programs, better known as the Skunk Works[®]. Dr. Romig spent the majority of his career at Sandia National Laboratories, operated by the Lockheed Martin Corporation. He joined Sandia as a Member of the Technical Staff in 1979 and moved through a succession of R&D management positions leading to appointment as Executive Vice President in 2005. He served as the Deputy Laboratories Director and Chief Operating Officer until 2010 when he transferred to the Skunk Works.

Dr. Romig graduated *summa cum laude* from Lehigh University in 1975 with a BS in Materials Science and Engineering. He received his MS and PhD in Materials Science and Engineering from Lehigh University in 1977 and 1979, respectively. Dr. Romig is a Fellow of ASM International, TMS, IEEE, AIAA and AAAS. Dr. Romig was elected to the National Academy of Engineering in 2003 and the Council of Foreign Relations in 2008. He was awarded the ASM Silver Medal for Materials Research in 1988.



August 31, 2015

TO: UNM Board of Regents Finance and Facilities Committee

FROM: Selena Salazar, Office of the University Secretary

SUBJECT: Approval of naming request for UNM Alumni Association's courtyard area at Hodgin Hall

Upon recommendation of UNM Alumni Association's Board of Director's President Ann Rhoades, the University Naming Committee approved the following:

- Naming request for UNM Alumni Association's courtyard area at Hodgin Hall, "**Dr. Karen Abraham Courtyard**". The request for regent approval is pursuant to Regent's Policy 2.11. The space is part of the exterior environment and requires Board of Regent approval.

Please place these items on the September 8, 2015 Finance and Facilities Committee meeting agenda for consideration.

Thank you.

Attachment



MEMORANDUM

Robert G. Frank

Date: August 21, 2015

To: Dr. Robert Frank, President, The University of New Mexico

From: Dr. Amy Wohlert, Chair, UNM Naming Committee

Re: UNM Naming Committee Approvals from August 19, 2015

The Naming Committee has reviewed and voted on the following naming requests and recommends your approval. A copy of the departmental request along with UNM Policy 1020 is attached for your reference.

1. Naming Request from UNM Alumni Association:

- Approval to name the courtyard area at Hodgin Hall, "Dr. Karen Abraham Courtyard"
UNM Policy 1020 Section 3.2.1 Class I

2. Naming Requests from Athletics:

- Approval to name Letterman's Lounge, "Bob Turner Letterman's Lounge"
UNM Policy 1020 Section 3.2.2 Class II
- Approval to name the Board Room that connects to the Letterman's Lounge, "Bob Turner Board Room"
UNM Policy 1020 Section 3.2.2 Class II



Alumni Association
Founded 1897

Executive Committee

President

Ann Rhoades '85 MBA

President-elect

James Lewis '77 MPA

Past President

Brian S. Colón '01 JD

Treasurer

Tom Daulton '77 BS, BBA

Members at Large

Sandra Begay-Campbell '87 BSCE

Harold Lavender '69 BA '75 JD

Rosalyn Nguyen '03 BBA '07 MBA, JD

Henry Rivera '68 BA '73 JD

Alexis Tappan '99 BA

Executive Director

Karen Abraham '67 BS '68 MA '71 EdD

August 1, 2015

Amy Wohlert, PhD
Chief of Staff, UNM President
Chair, UNM Naming Committee
UNM Naming Committee
The University of New Mexico

RE: Naming Request to Honor Retiring Executive Director of the UNM Alumni Association.
Dr. Karen Abraham

Dear Dr. Wohlert and Members of the UNM Naming Committee,

On behalf of the University of New Mexico Alumni Association Board of Directors (the "Board"), I would like to request that the courtyard area at Hodgkin Hall be named in honor of Dr. Karen Abraham, the University of New Mexico's Associate Vice President of Alumni Relations and the Executive Director of the University of New Mexico's Alumni Association (*See Attachment A: Photo of Dr. Karen Abraham*). Dr. Abraham will be retiring in October after 45 years of incredible service to the University.

This naming proposal is made with respect to *UNM Administrative Policy 1020: Naming Facilities, Spaces, Endowments, and Programs*, under *Sections 2.1, 3.2.1 Class I, and 3.2.4 Class IV¹*. This request is made to

¹ 2.1 Extraordinary University Service – Honorees who have been employed by the University shall have given extraordinary service to the institution in a teaching, research, service, or administrative field with such exceptional distinction that their contributions are widely recognized by their peers, both at the University and elsewhere. The recognition afforded the honoree may also include private financial contributions related to the naming opportunity.

3.2.1 Class I – Class I includes facilities and spaces that are part of the outside environment of the University; for example, buildings, complexes of buildings, roads, walkways, playing fields, parks, gardens, and agricultural or forestry plots.

3.2.4 Class IV – Class IV addresses tribute markers, which include plaques, medallions or other markers usually in association with such features as trees, benches, or small monuments.

Naming to Honor Retiring Executive Director of the University of New Mexico – Dr. Karen Abraham

honor her commitment and long-standing service to the University. As such, we are proposing that the courtyard area in front of Hodgkin Hall be formally dedicated and named in her honor to be the **Dr. Karen Abraham Courtyard**. The Board will commit to securing \$50,000.00 over the next three (3) years from private sources in her honor for this naming which will be used to renovate and beautify the courtyard.

Dr. Karen Abraham is an accomplished, extraordinary individual with a love for the University of New Mexico, unmatched by any other person. Dr. Abraham earned the following degrees at UNM: Bachelors of Science in Education, 1967; Master of Arts in Guidance & Counseling, 1968; and Doctorate of Education, 1971. Moreover, the fact that UNM is the only employer on Dr. Karen Abraham's resume speaks volumes about her commitment and genuine passion for the institution. In 1970, Dr. Abraham began her career as the Assistant Dean of Students. She then successively progressed to the Director of Student Activities Center/Associate Dean of Students. Her next role was the Director of Alumni Relations/Executive Director of the UNM Alumni Association, and lastly she was named the Associate Vice President of UNM Alumni Relations in 2006. There is not another individual that possesses this unique combination of Lobo blood, commitment or achievement.

Although she holds a doctorate degree, Dr. Karen Abraham is endearingly known to the UNM community simply as "Karen". In her 45 year career, Karen has proven astounding accomplishments in various facets as a leader that positively improved UNM on many levels. A few highlights:

- Karen oversaw **2 renovations of Hodgkin Hall**, UNM's first university building and current alumni center. The last renovation was completed in 2005, at a cost of \$2.5-3M.
- With a \$225,000 gift from the UNM Alumni Association to the University, Karen developed and oversaw construction of a new outdoor chapel patio space, the **Alumni Memorial Chapel Garden & Celebration Wall**.
- To rejuvenate the Hodgkin Hall plaza, Karen organized and planned the **U Project**, a 12-foot bronze structure by a gift of \$449,620; the "U" lights up cherry red during special UNM occasions and UNM athletic victories.
- To ensure the UNM Chapel's preservation and care, Karen created a **Chapel Endowment**.
- Karen has welcomed 9 UNM Presidents in her career and developed innovative ways for UNM alumni to become acquainted including hosting 2 regional **Meet the President** events in Dallas and Phoenix, and a reception for President Frank's Inauguration at Hodgkin Hall.
- To celebrate UNM's 125th anniversary, Karen developed a **125th Anniversary Planning Committee** which showcased UNM's rich history by hosting special events throughout campus on a yearlong basis, creating anniversary signage on campus and buildings, and also reflecting this monumental time for UNM on the web for non-local alumni.

- Karen co-facilitated a successful relocation of a favorite annual UNM tradition, the **Hanging of the Greens**, from the University House to Hodgkin Hall.
- To formally commemorate and memorialize UNM's 125th anniversary, Karen collaborated with UNM's Center for Regional Studies to create a documentary film about the University of New Mexico, **UNM@125**, interpreting the institution through the perspectives of UNM alumni, students, administrators, staff, and the community. This premiered during the 2014 UNM Homecoming festivities.
- Karen helped establish a \$7M **endowment for the UNM Alumni Association** to ensure a stable and supported future for the group that ensures a perpetual connection to UNM.
- To **connect New Mexico's legislators** with the current priorities and needs of the University, Karen hosted various events that connected our lawmakers on a personal level to UNM; successfully, 70% of all NM legislators attended at least 1 one of these events.
- To ensure that thousands of Lobo alumni, donors, legislators, and friends are apprised of the latest at the University, even if they are afar, Karen has supported the growth of the **Mirage Magazine**, which has a current circulation of 167,000 worldwide.
- Karen established the **Lobo Living Room**, a UNM speaker-series presented by programs and alumni that spotlight topics of general interest and curiosities via presentation or performance in a setting that welcomes all alumni and community members to encourage new and old friendships to the University.
- To help guide and secure the future of UNM Alumni Association, Karen organized the Board and staff in drafting a **Multi-Year Strategic Plan** with SMART objectives.
- Karen organized Lobos by establishing the following **Alumni Chapters** during her tenure: the Greater Albuquerque Area Alumni Chapter, the UNM Alumni Veterans' Chapter, the UNM Honors College Chapter, the UNM Latin@ Hispan@ Alumni Chapter², the UNM Black Alumni Chapter, and the UNM Architecture & Planning Alumni Chapter.
- Although the internet was a mere concept at the time Karen began her career at UNM, she has grown to appreciate the significance of today's social media presence and influence, and has made efforts to increase UNM's social media outreach.

These aforementioned notable accomplishments only partially highlight Karen's impeccable, selfless service. Without her commitment and love for the University, these fantastic accomplishments could not have been achieved, and in some cases, may have never been

² Please note that the UNM Latin@ Hispan@ Alumni Chapter is not misspelled. This group chartered with this specific spelling and desire to use the symbol "@ " because in the younger Hispano community, the "@ " is the universal character to represent both the masculine and feminine. Therefore, the group intended "Latin@" to represent both the Latina & Latino groups in this case.

imagined. Karen possesses a rare passion for UNM. Her reputation and credibility in her 45 years of service was key in her successful endeavors and development of meaningful relationships. Not only did these initiatives serve to benefit the University on a level of immediacy such as celebratory events and receptions, but it is important to recognize that each of Karen's initiatives were created with a vision to support the longevity of UNM and to elevate our beloved institution's reputation.


Karen's service to the University of New Mexico has made an impact statewide, nationwide, and even worldwide to thousands of alumni. Her achievements have allowed Lobos living afar to enjoy the *Mirage Magazine* and feel connected to their alma mater, Lobos returning to Albuquerque to visit an even more beautiful Hodgin Hall & Alumni Chapel, and local Lobos to see an enormous cherry red U proudly lit to celebrate the latest victory. Karen's tenure has spanned many presidents, regents, and other key leadership changes over time, yet her consistent presence has helped keep thousands of UNM Alumni connected to UNM via many channels. Additionally, her spirited personality and kind demeanor has touched many UNM alumni, a number of whom first met Karen while they were students or by working with Karen with the same vision to positively support UNM (*Attachment B: Testimonials*).

It will be difficult to imagine a UNM without the passionate leadership, innovative vision, and terrific Lobo spirit of Dr. Karen Abraham. Because she has created a long-lasting legacy at the University of New Mexico and with its alumni on many levels, the Board is respectfully requesting to honor Karen with a dedication in which all Lobos can celebrate and remember Dr. Karen Abraham and her genuine, loving spirit and commitment to UNM.

The attachments include more information regarding the dedication and creation of the **Dr. Karen Abraham Courtyard** at Hodgin Hall.

Thank you for your consideration. Please let me know if there is additional information the Board can provide.

Sincerely,



Ann Rhoades, '85 MBA
UNM Alumni Association, President

Attachments:

Attachment A: Photo of Dr. Karen Abraham

Attachment B: Testimonials from the Friends of Dr. Karen Abraham

Attachment C: Current Photos of UNM Hodgin Hall Courtyard

Attachment A: Photo of Dr. Karen Abraham



Attachment B: Testimonials from the Friends of Dr. Karen Abraham

David Schmidly

UNM President, 2007-2012

"Karen's devotion and passion for UNM has been a powerful part of the university's success. She personifies what it means to be a Lobo."

Robert Frank

UNM President

"Karen Abraham has served as an iconic representative for The University of New Mexico, and we are profoundly grateful for her inspired service and unflagging commitment to UNM over the past four decades. I have tremendous admiration for her remarkable success in connecting our alumni, volunteers and the community to UNM, and to each other. Karen's love for UNM is evident in the legacy she leaves. During her tenure, the bonds between our alumni and UNM have been strengthened immeasurably. Karen led and collaborated to build a strong foundation of alumni engagement that will be pivotal to the University's continued progress. She is a true Lobo, and will always be a dear member of our family."

Brian Colon, Esq.

Past President, UNM Alumni Association

Partner, Robles, Rael and Anaya PC

"Karen embodies the pure spirit and heart of a UNM alum. For thousands of staff, faculty, administrators and, most importantly, students, Karen has been a sincere, engaging and long-term friend and confidant. Her capacity to embrace and mentor students and alumni is boundless. Karen's friendship and the opportunity to work with her have been two of the most cherished gifts I've ever received."

Jaymie L. Roybal

Associated Students of the University of New Mexico, Student Body President, 2011-2012

UNM Law, Class of 2016

"Karen Abraham embodies everything that is good about the University of New Mexico. I had the great privilege of working closely with Karen during my time as the undergraduate student body president of UNM. From the moment I met her, I instantly felt like I found an excellent role model, mentor and friend. Karen taught me and countless other students about the real meaning of being a "Lobo for Life." Her creative leadership, positive spirit and constant showing of love for the University set a unique example for students of all backgrounds. She has taught so many that the University of New Mexico is not only a place where students come to get degrees; instead it is a special place that is capable of changing lives and one which its community will care for long after individual academic accomplishments have passed. There could never be enough words to convey how outstanding Karen is. Her career has been dedicated to building a strong, passionate Lobo community. She is the best example of what it means to be a Lobo for life, and I cannot think of a more deserving person to be honored in this way."

Gerald May

UNM president 1986-1990

"Karen Abraham is a very special person who has probably served as alumni director for more years than any in UNM's history. She came forward as we searched for a director of alumni services in 1987 and in the ensuing 28 years of her tenure she proved to be just the right person for the important function of interfacing with alumni and the community. With her integrity, she effectively represented UNM in greatly strengthening its links to its growing body of alumni. We all salute Karen for a job well done and wish her a fulfilling retirement."

Brian Burnett

Former president, UNM Alumni Association

Owner/President and CEO, Bohannon-Huston, Inc.

"Karen means the world to UNM! She has been a gracious and passionate ambassador for a place that means so much to so many people. Karen's love for UNM has spilled over each and every day of her outstanding career. She has been a wonderful friend and cheerleader for thousands upon thousands of administrators, faculty, staff, students and alumni. Karen is a special person who has contributed to the mission of UNM in so many unique ways. Her legacy stands apart and her impacts on UNM's success are indefinable!"

Jacob Wellman

UNM Student Regent 2011-2013

Marshall Scholar, London School of Economics and Political Science

"Karen is the heart of the Lobo family. One minute in conversation with her and you are filled with a fierce pride in the university, its students and your fellow alumni. She has a gift for sparking passion about UNM with anyone she greets. She is an endless force in promoting the community of UNM graduates and all the good that the Lobo family does for students, citizens and the state of New Mexico. We'll miss her in retirement, but her legacy will carry on through every person she has touched."

Marty Wilson

Former president, UNM Alumni Association

"To many of us, Karen Abraham personifies the spirit of UNM. Her warmth, her caring, her humor and her sharp intelligence are the qualities that we want to believe are always present in this unique institution. All over the country, UNM alums feel a lasting connection to the university because of the gracious hospitality of the Alumni Association under Karen's long tenure of leadership. The beautiful Hodgkin Hall, the enduring Alumni Chapel and all the activities there only reflect the love and respect that Karen has fostered for the university and its alumni."

Katharine Winograd

President, Central New Mexico Community College

"Those of us who lead organizations often say people are our greatest resource. Karen Abraham is a powerful example of why this is true. From the time Karen started at UNM as a student, she used her magical spirit to foster, nurture and advance the university she loves. Karen's focus on building and treasuring relationships has kept many of us connected to the Lobo community."

UNM is fortunate to have benefited from her joy, wisdom, loyalty and service and, most importantly, her magic. Karen leaves a vibrant and lasting legacy at UNM.”

Ann Rhoades

President, UNM Alumni Association

President, People Ink

“When people hear the name Karen Abraham, they immediately start smiling! Karen is always fun and her infectious laugh is often heard throughout the campus. For all of us who have known, worked with and come to admire and love Karen during her tenure at UNM, we can attest that her name is synonymous with great relationships, fabulous commitment to our history, untiring efforts on behalf of all alums, highest level of integrity and respect and, of course, the ultimate party giver!

While Karen’s legacy at UNM includes all the above wonderful and deserved accolades, I would simply add that she is one of the most wonderful human beings I have ever known!”

Ruth Schifani, Esq.

Former president, UNM Alumni Association

Shareholder, Modrall, Sperling, Roehl, Harris and Sisk

“Karen is the kind of person I want to be. She is kind; she is smart; she is funny. She quietly does what needs to be done without the need for fanfare or praise. Her moral compass is never in question. She has dedicated the greater part of her life to making UNM a better place. UNM has no better friend.”

Richard Peck

UNM President 1990-1998

“In 1990, one interview that led to my joining UNM took place in Hodgin Hall. I met Karen Abraham then and there. And she’s been there ever since, essentially ‘on call’ – the first contact for thousands of UNM alumni and visitors and friends. The stability she’s provided, and her knowledge of UNM history, policies and events has been invaluable. I’ve asked her dozens of times how to contact an alumnus, or friend, and even whom to contact, when I didn’t know. She always had the answer. I can’t guess how many people it will take to replace her. Or – really – to ‘succeed’ her; replacing her isn’t likely. For all those years, and all those answers, I owe Karen many thanks. We all do.”

Judy Zanotti

Former president, UNM Alumni Association

PNM Resources

“Karen has been the heart, soul and conscience of UNM for more than 30 years. She has led the alumni association and the Alumni Relations Office with passion, professionalism, integrity, strong values, love and deep caring — and a delightful sense of humor. Karen’s love and unfailing support for UNM has always been grounded in her love of students and her strong belief that the university exists to develop and grow happy and productive individuals. Her attitude of service for alumni and the greater community is unsurpassed. Karen has earned the love and respect of all with whom she comes in contact. She is truly one of a kind!”

William C. Gordon

UNM President 1998-2002

"One of Karen's greatest strengths has always been her ability to make all of our alumni feel like family. As a result, over the years literally thousands of UNM graduates have formed lasting relationships with each other, and a deep connection with UNM itself. Karen clearly understands something that many others do not – that the truest measures of any university's greatness are the quality of its alumni, their life successes and their ongoing commitment to the university that nurtured them. In that sense alone, Karen's contribution to UNM over the years have been enormous, and everyone associated with the university, both past and present, should be so very grateful to her for all she has accomplished in her time on the campus."

Duffy Swan

Past president, UNM Alumni Association

Chairman, French Family of Companies

"Karen embodies the essence of alumni relations at UNM. Alumni relations and Karen are inseparable. Thus when I think about her and her leadership, the two words that come to mind are 'grateful connections.' Karen expresses incredible appreciation and gratitude for UNM's alumni and their many different roles on the university's behalf. In that regard, she is constantly looking for ways to create ongoing connections to UNM (and its many wonders) among alumni, faculty, staff, students and the community. She is like a server on the network—always on and always making high-value connections. She wraps all of this in a warm and loving leadership style that truly penetrates others' lives."

G. Randy Boeglin

UNM Dean of Students Emeritus

"When I think of what Karen Abraham has meant to UNM, I am reminded of the mountain folklore tale of the witness tree. Witness trees are those mountain sentinels located on promontories that give them vistas from which they observe and bear witness to the happenings of their world. Witness trees are not passive observers; they are proactive parts of their environments. For me Karen Abraham embodies the essence of the witness tree - she has been an observer and more importantly an agent for making UNM a better place. Her long-term leadership role at the helm of UNM alumni relations reflects her unwavering dedication to UNM as a place worthy of a lifetime career commitment. Almost a half century of service, sustained efforts to make UNM a better place and deep, deep roots reflect Karen's belief in the value and importance of UNM as a place. All this earns Karen Abraham the sobriquet of UNM's witness tree."

Chris Schueler

Past president, UNM Alumni Association

Owner, Christopher Productions, LLC

"When you think about the number of alumni who have passed through the university during Karen's tenure as executive director, the diversity, the careers begun, the lives changed, the families created - and then realize the ability she has had in shepherding all these amazing people as they have journeyed after UNM and continually reconnected them to our institution in truly amazing ways - you begin to understand the monumental work she has done. She has been a constant for this university and has been invaluable for both alums and UNM through her years here and will be long into the future."

Attachment C: Current Photos of UNM Hodgin Hall Courtyard



Hodgin Hall



Current Courtyard Area at Hodgin Hall



Pathway from Current Courtyard Area to Hodgkin Hall

Memorandum

TO: Board of Regents of the University of New Mexico

THROUGH: President Robert G. Frank

FROM: Marcia Winter, Chair of the Governing Board of the Harwood Foundation of the University of New Mexico

CC: David W. Harris, Executive Vice President for Administration/COO/CFO

DATE: August 21, 2015

RE: Appointment of Stephanie Bennett Smith to Harwood Foundation Governing Board

In May, 2007 the Board of Regents (the "Regents") adopted resolutions (the "Delegation Resolution") delegating to the Harwood Board certain responsibility for the governance, oversight, management and operation of the UNM's Harwood Museum.

The Delegation Resolution provides that the Regents shall appoint the members of the Harwood Board, including nine (9) members appointed based on recommendations of the Harwood Board.

The Harwood Board recommends appointing Stephanie Bennett Smith to fill the vacancy created by the retirement from the Board of Linda Warning. Ms. Warning has filled two consecutive three year terms as limited by the By-Laws. Information about Ms. Bennett Smith is attached.

We respectfully request that the Board of Regents include the appointment of Ms. Bennett Smith to the Harwood Governing Board on the Board of Regent's agenda for its meeting on September 11, 2015.

**STEPHANIE BENNETT-SMITH
141 STINGAREE POINT
VERO BEACH, FLORIDA 32963**

Dr. Stephanie Bennett-Smith, nee Mitchell, is uniquely qualified to serve as a member of the Governing Board of the Harwood Museum of Art of the University of New Mexico based on her academic achievements, her hands-on administrative experience and her association with many outstanding educational institutions and non-profit organizations. She lived for many years in Taos, developing a love for the creative culture and history of Northern New Mexico.

Dr. Bennett-Smith has dedicated her life to the field of education. She currently serves on the boards of trustees of the American University in Washington, D.C. and Wheelock College in Boston, MA. She is also a member of the Board of Directors of the Indian River Land Trust, FL, and the Ocean Research and Conservation Association, FL. Formerly she served on the Board of Trustees of Blair Academy and Kent Place School both in New Jersey. She also served as a Trustee of the University of New Mexico Foundation and the United Methodist Higher Education Foundation.

Dr. Bennett-Smith held faculty and senior administrative positions with Westhampton College, University of Richmond; Albion College; and Loretto Heights College. In addition she was the President and CEO of Centenary College, New Jersey for 18 years. During her tenure at these institutions she held numerous national, regional, and statewide offices in educational associations. She was awarded honorary Doctorate degrees by Centenary College and Obirin University, Tokyo, Japan.

Born in Albuquerque and raised in New Mexico, Stephanie graduated from Albuquerque High School and obtained a Bachelor of Arts and a Master of Arts from the University of New Mexico. She earned her PhD in American Civilization from the University of Iowa.

Dr. Bennett Smith is a third generation New Mexican and a third generation alum of UNM which seven members of her family attended and taught or worked. She and her husband, Orin Smith, have owned homes in Taos for the past thirty years, the last fifteen years adjacent to the Harwood Museum. She currently serves as a member of the Harwood Museum's Advisory Board, fully supporting its educational mission through the Fern Hogue Mitchell Education Center, and through a wide range of support for exhibitions and programs.

*Office of Planning, Budget & Analysis***MEMORANDUM**

TO: Members of the Board of Regents' Finance & Facilities Committee

THRU: Robert G. Frank, President
David W. Harris, EVP for Administration, COO, and CFO

FROM: Andrew Cullen, Associate VP Office of Planning, Budget & Analysis



DATE: September 8, 2015

SUBJECT: Approval of FY15 Year-End Undesignated Reserve Report

In accordance with Board of Regents' Policy 7.20, Budgets and Reserve Balances, attached please find various reports that detail the University's Main Campus FY15 Instruction and General (I&G) Undesignated Reserve as of June 30, 2015.

The year-end reserve for FY15 of \$11.130 million represents an increase of approximately \$1.569 million from the FY14 year-end reserve of \$9.561 million. With an FY15 I&G Base Budget of \$336 million, the year-end reserve is approximately 3.31%. The bolstering of the University's un-designated year-end reserve comes at an opportune time as enrollment levels continue to fall short of projections.

During periods of stable enrollments, with strong underlying economic conditions, the Higher Education Department (HED) recommends a minimum 3% reserve, while it strongly recommends a higher reserve of up to 5% during "uncertain economic conditions and forecasts." As evidenced during FY15, a 1% drop in Student Credit Hours (SCH) results in approximately \$2.5 million in lost tuition & fee revenue, so the marginal increase in the reserve is timely in this regard as the University of New Mexico continues to grapple with maintaining SCH production.

The primary drivers behind the growth in the reserve are twofold; 1) increased State Land and Permanent Fund Income and 2) higher than expected interest income on reserves. Both of these revenue categories fluctuate year-over-year, and therefore are budgeted conservatively. In the case of the State funds, the Higher Education allocation is calculated on a five-year rolling average, and the FY16 allocation includes a five-year period of historically high royalties from oil, gas and mineral extraction and agricultural and commercial leasing income, which is not likely sustainable in the upcoming years.

I look forward discussing the report with the F&F Committee and Board of Regents. Thank you for your consideration.

Summary of Main Campus I&G Undesignated Reserve
as of June 30, 2015

FISCAL YEAR 2015		
Index 054006		
Banner Beginning Balance	6,942,016	
Pooled I&G Sweep	2,619,128	
Adjusted Beginning Balance		9,561,144
Pooled I&G Revenue and Expense (Attachment 1)	1,011,632	
Contingency Allocations (Attachment 2)	556,970	
Subtotal		1,568,602
Banner Ending Balance		11,129,745
Dedicated - HED Required Reserve for I&G at 3% (Attachment 3)		(10,073,796)
Discretionary Reserve (after HED dedication)		1,055,949

Attachment 1 - Summary of Main Campus I&G Undesignated Reserve
I&G Pooled Detail
as of June 30, 2015

FISCAL YEAR 2015			
Description	Original Budget	Actuals	(Shortfall)/ Surplus
Revenues & Transfers:			
State Appropriations	188,606,000	188,605,956	(44)
Tuition (net of bad debt allowances and credit card fees)	134,007,480	131,209,108	(2,798,372)
State Land Income	512,008	1,661,850	1,149,842
State Permanent Fund Income	7,716,861	7,856,151	139,290
Fees (application fees, transcripts, thesis binding, etc.)	128,500	127,869	(631)
Interest Income	500,000	1,380,488	880,488
Winrock Investment Transfer	1,104,624	1,094,630	(9,994)
Student Aid Administrative Fee	179,626	253,820	74,194
Sales & Services	1,945	100	(1,845)
F&A Revenues	21,000,000	21,000,000	-
Transfer to Research (F&A)	(21,000,000)	(21,003,923)	(3,923)
Budgeted Transfers (except F&A) (5)	(38,420,337)	(37,219,610)	1,200,727
One-Time Funding Sources-Unbudgeted	1,500,000	1,500,000	-
Contingency Revenue/Allocation	-	-	-
Total Sources of Funds	295,836,707	296,466,440	629,733
Expenses:			
Fringe Benefits (6)	54,640,259	54,309,003	331,256
Property and Liability Insurance	3,140,190	2,992,020	148,170
Music License	28,822	27,167	1,655
Administrative Overhead Reimbursed Expense (7)	(4,263,110)	(4,163,929)	(99,181)
Science & Technology Corp	288,000	288,000	-
Total Expenses	53,834,161	53,452,261	381,900
Pooled I&G Detail Net Total			1,011,632

**Attachment 2 - Summary of Main Campus I&G Undesignated Reserve
Allocations from Contingency Detail
as of June 30, 2015**

FISCAL YEAR 2015	
Description	Amount
Administrative Allocations	(143,893)
Academic Affairs Allocations	(197,005)
HSC FY14 Tuition True-up	(304,913)
Campus Climate Review	(20,000)
UNM West	(325,000)
Harwood Museum FY15 AAM Accreditation	(10,000)
KSA Consulting Project	(35,000)
Policy Office Shortfall Pullback	50,000
SRS Shortfall Pullback	300,000
Health Insurance Reserve	1,600,000
HR Ellucian Banner Module	(294,213)
Provost Ecuadorian Agreement	(63,007)
	556,970

**Attachment 3 - Summary of Main Campus I&G Undesignated Reserve
as of June 30, 2015**

NM Higher Education Department Required Reserve

FISCAL YEAR 2015			
Description	FY 2016 Budgeted Expenditures	3%	5%
Instruction & General	335,793,192	10,073,796	16,789,660
Total Current Unrestricted	546,866,489	16,405,995	27,343,324

Ending Fund Balances:

Ending fund balances of both Instruction & General and Total Unrestricted Current Funds must be at least 3% of respective expenditures, but a higher percentage is generally better, especially for institutions that experience unpredictable fluctuations in mil levy and land & permanent fund revenue, for example. Higher fund balances are also recommended in periods of uncertain economic conditions and forecasts.

Attachment 4 - Summary of Main Campus I&G Undesignated Reserve
Tuition Revenues
as of June 30, 2015

FISCAL YEAR 2015					
Semester	Tuition Category	Original Budget	Actuals	Difference	% Change Budget/ Actuals
Summer 2014/2015					
	Undergraduate	4,884,048	5,799,866	915,818	
	Graduate	2,111,411	2,074,895	(36,516)	
	Law	109,287	154,674	45,387	
	Pharmacy	3,177	9,290	6,113	
	High School Dual Credit	(36,045)	(102,805)	(66,760)	
	Bad Debt Allowance	(129,823)	(141,210)	(11,387)	
	Credit Card Fees	(50,000)	(47,027)	2,973	
	Other Tuition	-	-	-	
	Subtotal Summer 2013	6,892,055	7,747,683	855,628	11.04%
Fall 2014					
	Undergraduate	54,657,018	53,231,430	(1,425,588)	
	Graduate	10,463,496	10,249,436	(214,060)	
	Law	1,104,212	1,104,450	238	
	Pharmacy	1,728,396	1,730,177	1,781	
	High School Dual Credit	(358,271)	(365,032)	(6,761)	
	Bad Debt Allowance	(887,356)	(984,366)	(97,010)	
	Credit Card Fees	(480,000)	(451,459)	28,541	
	Other Tuition	-	-	-	
	Subtotal Fall 2013	66,227,495	64,514,636	(1,712,859)	-2.65%
Spring 2015					
	Undergraduate	50,056,375	48,237,254	(1,819,121)	
	Graduate	9,587,506	9,647,261	59,755	
	Law	1,030,866	999,906	(30,960)	
	Pharmacy	1,735,776	1,727,166	(8,610)	
	High School Dual Credit	(389,243)	(388,128)	1,115	
	Bad Debt Allowance	(778,337)	(942,766)	(164,429)	
	Credit Card Fees	(355,013)	(333,904)	21,109	
	Other Tuition	-	-	-	
	Subtotal Spring 2014	60,887,930	58,946,789	(1,941,141)	-3.29%
	Grand Total Tuition	134,007,480	131,209,108	(2,798,372)	-2.13%



Attachment 5 - Summary of Main Campus I&G Undesignated Reserve
FY 15 Transfer Detail
as of June 30, 2015

FISCAL YEAR 2015			
Description	Original Budget	Actuals	(Shortfall/ Surplus)
Transfer From HSC	2,092,400	2,092,400	-
Transfer From Public Service	300,000	300,000	-
Transfer to HSC from Main Campus	(19,595,476)	(19,595,476)	-
Transfer to Student Aid	(11,005,022)	(10,859,022)	146,000
Transfer to Plant Bldg Ren/Rep	(9,767,405)	(8,767,405)	1,000,000
Transfer to Plant Fund Minor	(1,766,007)	(1,766,007)	-
Transfer to Athletics	(54,100)	(54,100)	-
Transfer to Public Service	(70,000)	(70,000)	-
Transfer from Auxiliaries	1,500,000	1,500,000	-
Transfer Adjustment/Contingency	(54,727)	-	54,727
	<u>(38,420,337)</u>	<u>(37,219,610)</u>	<u>1,200,727</u>

**UNM**OFFICE OF PLANNING,
BUDGET & ANALYSIS**Attachment 6 - Summary of Main Campus I&G Undesignated Reserve
Pooled Fringes
as of June 30, 2015**

FISCAL YEAR 2015				
	Description	Original Budget	Actuals	Difference
Instruction 2U10	Salaries General	-	-	-
	Fica	6,986,151	7,152,585	(166,434)
	Retirement	13,043,000	13,601,021	(558,021)
	Group Insurance	9,441,434	9,067,971	373,463
	Unemployment Compensation	230,000	207,090	22,910
	Workers Compensation	159,000	131,269	27,731
	Other Staff Benefits	3,922,000	3,938,096	(16,096)
	Accrued Annual Leave	73,000	36,270	36,730
	Catastrophic Leave	22,000	8,101	13,899
	Contract Services	-	-	-
	Contingency/Other/Cost Share	-	161,170	(161,170)
	Subtotal Instruction 2U10	33,876,585	34,303,572	(426,987)
Academic Support 2U11	Salaries General	-	-	-
	Fica	1,493,000	1,459,219	33,781
	Retirement	2,860,000	2,829,720	30,280
	Group Insurance	2,070,921	1,872,200	198,721
	Unemployment Compensation	60,000	42,606	17,394
	Workers Compensation	34,000	26,006	7,994
	Other Staff Benefits	860,000	794,313	65,687
	Accrued Annual Leave	45,000	(90,891)	135,891
	Catastrophic Leave	10,000	8,177	1,823
	Contract Services	-	-	-
	Contingency/Other	-	-	-
	Subtotal Academic Support 2U11	7,432,921	6,941,349	491,572
Student Services 2U12	Salaries General	-	-	-
	Fica	896,000	678,724	17,276
	Retirement	1,260,000	1,264,226	(4,226)
	Group Insurance	1,139,000	1,089,593	49,407
	Unemployment Compensation	27,000	18,955	8,045
	Workers Compensation	20,000	11,669	8,331
	Other Staff Benefits	401,000	390,782	10,218
	Accrued Annual Leave	30,000	3,640	26,360
	Catastrophic Leave	10,000	4,541	5,459
	Contract Services	-	-	-
	Contingency/Other	-	-	-
	Subtotal Student Services 2U12	3,583,000	3,462,131	120,869
Institutional Support 2U13	Salaries General	12,000	11,972	28
	Fica	1,750,000	1,714,403	35,597
	Retirement	3,715,000	3,853,628	(138,628)
	Group Insurance	2,370,000	2,325,186	44,814
	Unemployment Compensation	65,000	50,689	14,311
	Workers Compensation	85,000	68,389	16,611
	Other Staff Benefits	1,160,000	1,062,789	97,211
	Accrued Annual Leave	40,000	15,856	24,144
	Catastrophic Leave	30,000	12,457	17,543
	Contract Services	24,753	-	24,753
	Contingency/Other/Cost Share	-	24,500	(24,500)
	Subtotal Instit. Support 2U13	9,251,753	9,139,869	111,884
Operations & Maintenance 2U14	Salaries General	-	-	-
	Fica	85,000	83,800	1,200
	Retirement	166,000	155,250	10,750
	Group Insurance	170,000	157,033	12,967
	Unemployment Compensation	3,000	2,278	722
	Workers Compensation	15,000	11,010	3,990
	Other Staff Benefits	50,000	47,104	2,896
	Accrued Annual Leave	5,000	4,849	151
	Catastrophic Leave	2,000	760	1,240
	Contract Services	-	-	-
	Contingency/Other	-	-	-
	Subtotal Ops & Maint 2U14	496,000	462,083	33,917
Grand Totals Pooled Fringes	Salaries General	12,000	11,972	28
	Fica	11,010,151	11,088,731	(78,580)
	Retirement	21,044,000	21,703,843	(659,843)
	Group Insurance	15,191,355	14,511,983	679,372
	Unemployment Compensation	385,000	321,617	63,383
	Workers Compensation	313,000	248,343	64,657
	Other Staff Benefits	6,393,000	6,233,084	159,916
	Accrued Annual Leave	193,000	(30,276)	223,276
	Catastrophic Leave	74,000	34,036	39,964
	Contract Services	24,753	-	24,753
	Contingency/Other	-	185,670	(185,670)
	Grand Total	54,640,259	54,309,003	331,256

**Attachment 7 - Summary of Administrative Overhead Reimbursed Expense
from Main Campus & Branches
as of June 30, 2015**

FISCAL YEAR 2015			
Description	Original Budget	Actuals	Difference
PPD - Electrical Distribution	134,831	134,831	-
PPD - Utilities Domestic Water	6,110	6,110	-
PPD - Utilities Chilled Water	79,285	79,285	-
PPD - Utilities Steam	98,086	98,086	-
PPD - Remodeling	25,000	25,000	-
PPD - Other	1,063	1,063	-
IT Campus Voice Services	192,688	192,688	-
Total Main Campus Internal Svcs.	537,063	537,063	-
Student Health Center	423,900	423,900	-
NM Union	150,000	150,000	-
Student Family Housing	40,000	40,000	-
Residence Halls	349,000	349,000	-
Dining Services	20,000	20,000	-
Bookstore	697,850	697,850	-
Parking Services	343,201	343,201	-
UNM Ticketing	52,199	52,199	-
Total Main Campus Auxiliaries	2,076,150	2,076,150	-
Athletic Business Office	131,000	131,000	-
Total Main Campus Athletics	131,000	131,000	-
Gallup - General Academic	344,270	312,221	(32,049)
Gallup - Student Services	38,562	38,562	-
Gallup - Bookstore			-
Gallup - PPD			-
Gallup - Overhead	178,559	178,559	-
Total Gallup Branch	561,391	529,342	(32,049)
Los Alamos - General	166,266	154,002	(12,264)
Total Los Alamos Branch	166,266	154,002	(12,264)
Valencia - Student Services	48,217	42,416	(5,801)
Valencia - Instruction	72,327	63,623	(8,704)
Valencia - Institutional Support	144,655	127,247	(17,408)
Valencia - Academic Support	144,655	127,247	(17,408)
Valencia - PPD	72,327	63,623	(8,704)
Total Valencia Branch	482,181	424,156	(58,025)
Taos - General Academic	309,059	312,216	3,157
Total Taos Branch	309,059	312,216	3,157
Total Main Campus and Branches	4,263,110	4,163,929	(99,181)

**Attachment 8 - Summary of Main Campus Mandatory Student Fees
as of June 30, 2015**


FISCAL YEAR 2015				
<u>Student Fee Revenues & Allocations:</u>				
Description	Original Budget	Actuals	Allocated Actuals	Year End Net
Student Activity & Debt Service Fees	31,011,342	30,148,066	31,011,342	(863,276)
ASUNM Student Fees	890,162	940,197	890,162	50,035
GPSA Student Fees	300,950	299,500	300,950	(1,450)
Total	32,202,454	31,387,763	32,202,454	(814,691)
<u>Student Fee Reserve & One Time Committed Allocations:</u>				
Description	Amount			
Beginning Balance (Reserve)	2,365,527			
Fiscal Year 2015 Budget Scenario	(1,500,000)			
SFRB One Time Allocations	(482,460)			
One Time Shortfall Funding	900,000			
SFRB Reserve - Index 866103 Student Affairs	228,725			
Total:	1,511,792			
Grand Total:	697,102			

Office of Planning, Budget & Analysis

MEMORANDUM

TO: Members of the Board of Regents' Finance & Facilities Committee

THRU: Robert G. Frank, President
David W. Harris, EVP for Administration, COO and CFO

FROM: Andrew Cullen, Associate VP Office of Planning, Budget & Analysis 

DATE: September 8, 2015

SUBJECT: **Approval of Authorizing Resolution Subordinate Lien System Refunding and Improvement Revenue Bonds UNM Series 2016A and 2016B**

The Projects

After two successful bond issues in 2005 and 2007 to construct and/or renew numerous academic facilities across campus, the University of New Mexico is poised to move forward with another Bond Issuance and potential Bond Refunding package. ***As is the case with any bond issue, the specific capital projects, and their relevance in moving the University's strategic mission forward, must justify the issuance of debt.***

Due to the timing of the State 2016 General Obligation Bond (GOB) election and the work that remains on developing a project program/budget for Child Care, the Administration advises that we split the originally proposed bond issue as presented in May 2015 into two issues, each following a fall approval schedule with the sale of bonds occurring in January 2016 and 2017 respectively. The first bond issue would fund the following three projects:

UNM Series 2016 Bond Issue - Improvement Revenue Bonds

- Anderson School of Management – Phase I \$18,000,000
- Johnson Center Expansion & Renewal – Phase I \$35,000,000
- Smith Plaza Renewal \$ 2,000,000

At this time, the second proposed bond issue would fund the following two projects:

UNM Series 2017 Bond Issue – Improvement Revenue Bonds

- Physics & Astronomy, Interdisciplinary Science (PAIS) Facility \$35,000,000
- Child Care Addition \$10,000,000

For a full recap of all five project budgets and funding sources, including State and Private funds, please refer to **Attachment I**. Additionally, for the purposes of today's discussion all debt service projections, coverage ratios, and student fee calculations will focus solely on the initial UNM Series 2016 Improvement Revenue Bond issue totaling \$55 million.

Debt Service Projections

An analysis of required debt service from the University's Financial Advisor, First Southwest Company, (**Attachment II**) estimates annual debt service with and without capitalized interest (Cap I), as follows:

- \$3.48 million, if no (Cap I) is required, and
- \$4.05 million (2022 and after), with Cap I included (\$3.7 million averaged over 30 years)

The issuance of additional debt to fund Cap I would be necessary if the University chooses to phase-in a student fee increase over a period of time (5 years). Conversely, if the necessary student fee increase to fund the full amount of debt service is approved and implemented effective FY17, Cap I is not required and the funds required to pay annual debt service is greatly reduced, from approximately \$112.0 million to \$104.3 million over 30 years.

Bonding Capacity

A summary of bond capacity, assuming a bond issuance of \$55 million and a three-year average (FY12 to FY14) of net revenues available for debt service of \$107 million, reveals a minimum coverage ratio of 2.89 (**Attachment II**). In consultation with First Southwest Company, it is believed that this debt coverage ratio will be viewed positively by the University's rating agencies, Moody's and Standard & Poor's, and the University will be in a position to maintain its Aa2 and AA ratings respectively.

Student Fees

An analysis of proposed projects reveals that student fees would need to be increased to fund the majority of the debt service for the UNM Series 2016 bond issue. However, several questions remain that will directly affect the ultimate size of the student fee increase, namely 1) the need to fund Cap I and 2) the notion of faculty/staff partially funding the Johnson Center project. The various student fee scenarios are detailed in **Attachments III & IV**, and are summarized as follows:

- | | |
|---|----------------|
| • FY17 (Single-Year) Student Fee Increase | \$150 or 2.29% |
| • Multi Year (5) Student Fee Increase | \$161 or 2.46% |
| • FY17 (Single-Year) Student/Faculty/Staff Fee Increase | \$129 or 1.97% |
| • Multi Year (5) Student/Faculty/Staff Fee Increase | \$140 or 2.14% |

Bond Refunding #5

The Administration is also seeking approval that would allow for the refunding of the UNM Series 2007A & 2007B bonds. An analysis by First Southwest Company recommends that only

selected maturities of the 2007 bond issues be refunded at this time, leaving open the option to refund the remaining maturities during subsequent bond issues (UNM Series 2017). The analysis (**Attachment V**) shows potential savings totaling \$11.46 million or approximately 7.05%. A minimum present value savings equal to 4% is recommended as a savings parameter.

The refunding of the 2007 bonds would be an advanced refunding since the call date on the bonds is April 2017. Regents' approval at this time will give the University the **ability** to refund the 2007 bonds if interest rates are favorable. A sensitivity analysis performed by First Southwest Company reveals that if interest rates increase by more than 60 basis points within a year, UNM would benefit from an advanced refunding at this time. Conversely, if interest rates remain steady, or decrease, waiting to refund closer to the call date is advisable since this would effectively increase savings as a result of less negative arbitrage.

Financing Schedule

Assuming F&F and Regent approvals during their September 2015 meetings, bonds would be sold, and possibly refunded, in January 2016 in accordance with the Preliminary Schedule of Events (**Attachment VI**).

We look forward to discussing the merits of the new bond issue and the potential refunding during the September F&F and Regents meetings. Thank you for your consideration.

Attachment I: Project Budgets and Funding Sources

	Potential UNM Bonds		2016 State Appropriation Request	Previous Appropriation	Private Funds	Estimated Project Projection
	UNM Series 2016	UNM Series 2017				
Anderson School of Management <i>Phase I</i>	\$18,000,000	\$0	\$0	\$721,500	\$7,000,000	\$25,721,500
Johnson Center Expansion & Renewal <i>Phase I</i>	\$35,000,000	\$0	\$0	\$0	\$0	\$35,000,000
Smith Plaza Renewal <i>Partial Funding</i>	\$2,000,000	\$0	\$3,000,000	\$0	\$0	\$5,000,000
Physics & Astronomy, Interdisciplinary Science Facility	\$0	\$35,000,000	\$30,000,000	\$1,446,710	\$0	\$66,446,710
Child Care Addition	\$0	\$10,000,000	\$0	\$0	\$0	\$10,000,000
Total	\$55,000,000	\$45,000,000	\$33,000,000	\$2,168,210	\$7,000,000	\$142,168,210

Attachment II: Debt Service and Coverage Ratio Analysis

		A	B	C	D	E	F	G	H	I	
<div>Projected Debt Service</div> <div>Series 2016</div> <div>\$55,000,000</div> <div>Construction Proceeds</div> <div>Assumed Interest Rate:</div> <div>4.61% TIC</div>		Without Capitalized Interest					With Capitalized Interest				
				AGGREGATE	Coverage by				AGGREGATE	Coverage by	
		Series 2016	Existing	Debt Service	Net Revenues ⁽²⁾	Series 2016	Existing	Debt Service	Net Revenues ⁽²⁾	Series 2016	Existing
		Year	Debt Service	Net Debt Service ⁽¹⁾	(B + C)	\$107,000,000	Net Debt Service ⁽¹⁾	(B + F)	\$107,000,000	Year	
		2016	\$ 33,640,769	\$ -	\$ 33,640,769	3.18	\$ -	\$ 33,640,769	3.18	2016	
		2017	33,578,632	3,478,313	37,056,944	2.89	722,500	34,301,132	3.12	2017	
		2018	33,520,658	3,479,950	37,000,608	2.89	1,445,000	34,965,658	3.06	2018	
		2019	33,572,698	3,480,750	37,053,448	2.89	2,167,500	35,740,198	2.99	2019	
		2020	33,512,170	3,476,250	36,988,420	2.89	2,890,000	36,402,170	2.94	2020	
		2021	33,430,142	3,479,750	36,909,892	2.90	3,610,000	37,040,142	2.89	2021	
		2022	33,057,057	3,475,750	36,532,807	2.93	4,049,000	37,106,057	2.88	2022	
		2023	32,962,632	3,479,500	36,442,132	2.94	4,049,250	37,011,882	2.89	2023	
		2024	32,412,301	3,480,500	35,892,801	2.98	4,051,500	36,463,801	2.93	2024	
		2025	32,179,960	3,478,750	35,658,710	3.00	4,050,500	36,230,460	2.95	2025	
		2026	32,082,515	3,479,250	35,561,765	3.01	4,051,250	36,133,765	2.96	2026	
		2027	25,972,278	3,476,750	29,449,028	3.63	4,048,500	30,020,778	3.56	2027	
		2028	25,943,284	3,476,250	29,419,534	3.64	4,052,250	29,995,534	3.57	2028	
		2029	25,901,061	3,477,500	29,378,561	3.64	4,052,000	29,953,061	3.57	2029	
		2030	24,788,727	3,475,250	28,263,977	3.79	4,047,750	28,836,477	3.71	2030	
		2031	20,258,500	3,479,500	23,738,000	4.51	4,049,500	24,308,000	4.40	2031	
		2032	20,259,000	3,479,750	23,738,750	4.51	4,051,750	24,310,750	4.40	2032	
		2033	17,932,000	3,476,000	21,408,000	5.00	4,049,250	21,981,250	4.87	2033	
		2034	18,184,750	3,478,250	21,663,000	4.94	4,052,000	22,236,750	4.81	2034	
		2035	16,322,000	3,476,000	19,798,000	5.40	4,049,500	20,371,500	5.25	2035	
		2036	9,807,000	3,479,250	13,286,250	8.05	4,051,750	13,858,750	7.72	2036	
		2037		3,477,500	3,477,500	30.77	4,048,250	4,048,250	26.43	2037	
		2038		3,475,750	3,475,750	30.78	4,049,000	4,049,000	26.43	2038	
		2039		3,478,750	3,478,750	30.76	4,048,500	4,048,500	26.43	2039	
		2040		3,476,000	3,476,000	30.78	4,051,500	4,051,500	26.41	2040	
		2041		3,477,500	3,477,500	30.77	4,047,500	4,047,500	26.44	2041	
		2042		3,477,750	3,477,750	30.77	4,046,500	4,046,500	26.44	2042	
		2043		3,476,500	3,476,500	30.78	4,048,000	4,048,000	26.43	2043	
		2044		3,478,500	3,478,500	30.76	4,051,500	4,051,500	26.41	2044	
		2045		3,478,250	3,478,250	30.76	4,051,500	4,051,500	26.41	2045	
		2046		3,475,500	3,475,500	30.79	4,047,750	4,047,750	26.43	2046	
			\$ 569,318,134	\$ 104,335,263	\$ 673,653,397		\$ 112,080,750	\$ 681,398,884			

(1) Sizing includes all estimated costs of issuance, including assumed surety funded reserve fund. In the event a surety is unavailable,

a funded debt service reserve fund would be required with an expected increase in annual debt service.

(2) Assumes three year average (FY 2012 to FY 2014).

Attachment III: Student Fee Analysis

FY17 Fee Increase (No Cap I)

Fiscal Year	Debt Service	FTE	Per Year	% of T & F
FY 17	\$3,477,842	23,173	\$150.00	2.29%

Multi-Year Fee Increase (Cap I)

Fiscal Year	Debt Service	FTE	Per Year	% of T & F
FY 17	\$747,205	23,173	\$32.00	0.49%
FY 18	\$1,494,410	23,173	\$64.00	0.98%
FY 19	\$2,241,615	23,173	\$97.00	1.48%
FY 20	\$2,988,820	23,173	\$129.00	1.97%
FY 21	\$3,736,025	23,173	\$161.00	2.46%

Attachment IV: Student/Faculty/Staff Analysis

FY17 Fee Increase (No Cap I)

Fiscal Year	Debt Service	FTE	Per Year	% of T & F
FY 17	\$3,477,842	23,173	\$129.00	1.97%

Multi-Year Fee Increase (Cap I)

Fiscal Year	Debt Service	FTE	Per Year	% of T & F
FY 17	\$747,205	23,173	\$28.00	0.43%
FY 18	\$1,494,410	23,173	\$56.00	0.86%
FY 19	\$2,241,615	23,173	\$85.00	1.30%
FY 20	\$2,988,820	23,173	\$113.00	1.73%
FY 21	\$3,736,025	23,173	\$140.00	2.14%

Attachment V: Bond Refunding Analysis

SAVINGS COMPARISON

Refund Series 2007A

Call Date: 6/1/2017

Refunded Amount: \$107,560,000

Refunded Maturities: 2021-2036

FYE	Issuance January 2016	Issuance January 2017
	Selected Maturities Savings/(Loss)	2017 Issue Breakeven to Sch. 1 Savings/(Loss)
6/30/2016	\$ 4,088	
6/30/2017	335,825	\$ 4,425
6/30/2018	335,825	357,275
6/30/2019	335,825	357,275
6/30/2020	335,825	357,275
6/30/2021	630,825	652,275
6/30/2022	631,075	650,825
6/30/2023	630,575	649,825
6/30/2024	634,325	648,075
6/30/2025	632,075	650,575
6/30/2026	634,075	652,075
6/30/2027	630,075	652,575
6/30/2028	629,500	651,250
6/30/2029	634,250	650,250
6/30/2030	632,750	653,250
6/30/2031	630,250	650,000
6/30/2032	631,750	650,750
6/30/2033	632,000	650,250
6/30/2034	631,000	648,500
6/30/2035	633,750	650,500
6/30/2036	630,000	651,000
	<u>\$ 11,455,663</u>	<u>\$ 11,488,225</u>
True Interest Cost	3.78%	4.13%
		Breakeven: 0.60%
Net Present Value Savings	\$7,585,435	\$7,545,455
Present Value Savings as % of Refunded Amount	7.05%	7.02%
Negative Arbitrage	\$3,816,928	\$1,003,229
-- as % of P.V. Savings	50.32%	13.30%

* Based on indicative "Aa2/AA" rates.

Attachment VI: Preliminary Schedule of Events

Date	Event
September 8	F&F Meeting—Discuss finance plan and Parameters/Authorizing Resolution
September 11	Regents Meeting—Approve finance plan and Parameters/Authorizing Resolution
October 13	HED Deadline for receipt of submission for November meeting
November 13	HED Meeting
November 24	SBOF Deadline for receipt of submission for December meeting (forwarded by HED)
December 15	SBOF Meeting
December 7-December 18	Meeting with Rating Agencies
January 5, 2016	Receive ratings
January 14, 2016	Earliest possible pricing of bond issue by underwriters
January 15, 2016	Earliest meeting at which Regents adopt Pricing Resolution and approve Bond Purchase Agreement (Special Meeting)

University of New Mexico

Estimated Financing Cost Comparison

Single Issuance	Series 2016 \$100,278,500
Costs of Issuance (COI)	\$ 453,381
COI per Bond	\$ 4.52
Underwriter's Discount (\$6.50 per bond)	\$ 651,810
Total COI and U/W Spread	\$ 1,105,191

Split Issuance	Series 2016 \$52,278,500	Series 2017 \$48,000,000	Combined \$100,278,500
Costs of Issuance (COI)	\$ 301,728	\$ 288,049	\$ 589,777
COI per Bond	\$ 5.77	\$ 6.00	\$ 5.88
Underwriter's Discount (\$6.50 per bond)	\$ 339,810	\$ 312,000	\$ 651,810
Total COI and U/W Spread	\$ 641,538	\$ 600,049	\$ 1,241,587

Difference
\$ 136,396
\$ 1.36
\$ -
\$ 136,396

Tabs 14-16

No Agenda Items

Provost's Update
will be presented at the meeting

August 26, 2015

TO: Board of Regents Academic Student Affairs and Research Committee
FROM: Selena Salazar, Office of the University Secretary
SUBJECT: Summer 2015 Degree Candidates

The Faculty Senate approved the Summer 2015 Degree Candidates at the August 25, 2015 Faculty Senate meeting.

Included is the list of the Summer 2015 Degree Candidates. Please do not publish the candidates that are on the privacy flag list.

Degree Candidate Summary*

Degree Candidate Summary*	
Doctoral and MFA Degree	7
Master's Degree	249
Bachelor's Degree	366
Associate's Degree	45
Total	667

*Final number of conferred degrees will be slightly lower due to changes in student degree status that occur until the end of the semester.

Please place this item on the next Board of Regents ASAR Committee meeting agenda for consideration.

Thank you.

Attachments

The University of New Mexico
Summer 2015
Degree Candidates

Degree Candidate Summary*	
Doctoral and MFA Degree	7
Master's Degree	249
Bachelor's Degree	366
Associate's Degree	45
Total	667

*Final number of conferred degrees will be slightly lower due to changes in student degree status that occur until the end of the semester.

CAMPUS_DESC	COLLEGE_DESC	PROGRAM_DESC	NAME
Gallup	Associate Degree	AA Business Administration	Cheyenne H Custer
Valencia	Associate Degree	AA Business Administration	Kevin A Sanchez
Valencia	Associate Degree	AA Business Administration	Stephanie R Murphy
Gallup	Associate Degree	AA Criminal Justice	Summer .
Valencia	Associate Degree	AA Criminology	Erika N Contreras
Valencia	Associate Degree	AA Criminology	Kayla N Cordeiro
Gallup	Associate Degree	AA Early Child Multicult Ed	Cynthia R Laate
Gallup	Associate Degree	AA Early Child Multicult Ed	Reynelda L Tucson
Valencia	Associate Degree	AA Education	Jacklynn A Sanchez
Valencia	Associate Degree	AA Education	Amy P Granger
Gallup	Associate Degree	AA Liberal Arts	Shermaica A Castillo
Gallup	Associate Degree	AA Liberal Arts	Anna B Antonio
Gallup	Associate Degree	AA Liberal Arts	Schnyder T Begay
Gallup	Associate Degree	AA Liberal Arts	Brianna R Guillen
Taos	Associate Degree	AA Liberal Arts	Joaquin S Romero
Taos	Associate Degree	AA Liberal Arts	Bailey R Enis
Taos	Associate Degree	AA Liberal Arts	Ariana S Gallegos
Gallup	Associate Degree	AA Pre-Business Administration	Sharilyn A Nelson
Taos	Associate Degree	AAS Administrative Assistant	Danielle M Mares
Gallup	Associate Degree	AAS Construction Technology	Kyle .
Gallup	Associate Degree	AAS Construction Technology	Tyrik J Enrico
Valencia	Associate Degree	AAS Game Design and Simulation	Patrick W Burkhard
Taos	Associate Degree	AAS General Studies	Tyler M Hollingsworth
Taos	Associate Degree	AAS General Studies	Rochelle .
Taos	Associate Degree	AAS General Studies	Leon R Parker
Valencia	Associate Degree	AAS General Studies	Glenda A Jaramillo
Valencia	Associate Degree	AAS General Studies	Sarahi .
Taos	Associate Degree	AS Education	Haley R Valliant
Valencia	Associate Degree	AS General Science	Christina L Ferguson
Valencia	Associate Degree	AS General Science	Alhondra I Melton
Valencia	Associate Degree	AS General Science	Savannah C Bernal
Gallup	Associate Degree	AS Health Information Tech	Fabian P Vicenti
Gallup	Associate Degree	AS Nursing	Kimberly A Deswood
Gallup	Associate Degree	AS Nursing	Angelena .
Gallup	Associate Degree	AS Nursing	Letecia C Williams
Gallup	Associate Degree	AS Nursing	Sharon D Merrill
Gallup	Associate Degree	AS Nursing	Sheldon C Lester
Gallup	Associate Degree	AS Nursing	Joseph R Macias
Gallup	Associate Degree	AS Nursing	Angelica M Aguilar
Gallup	Associate Degree	AS Nursing	Joseph A Azua
Taos	Associate Degree	AS Pre-Science	Kyle D Willis
Taos	Associate Degree	AS Pre-Science	Shannen D Gonzales

The University of New Mexico
Summer 2015
Degree Candidates

Taos	Associate Degree	AS Pre-Science	James C Upchurch
Albuquerque/Main	College of Arts and Sciences	BA Anthropology	Julia A Stevens
Albuquerque/Main	College of Arts and Sciences	BA Anthropology	Dazore A Bradford
Albuquerque/Main	College of Arts and Sciences	BA Anthropology	Caroline W Patz
Albuquerque/Main	College of Arts and Sciences	BA Anthropology	Clare O Smith
Albuquerque/Main	College of Fine Arts	BA Art Studio	Matthew C Wolf-Cecil
Albuquerque/Main	College of Fine Arts	BA Art Studio	Kimber R Garcia
Albuquerque/Main	College of Fine Arts	BA Art Studio	Haley L Blackstone
Albuquerque/Main	College of Arts and Sciences	BA Biology	Leslie .
Albuquerque/Main	College of Arts and Sciences	BA Biology	Lindsay M Ortiz
Albuquerque/Main	College of Arts and Sciences	BA Biology	Alexander A Palacio
Albuquerque/Main	College of Arts and Sciences	BA Chemistry	Marco J Rosellini
Albuquerque/Main	College of Arts and Sciences	BA Chemistry	Edgar R Ronquillo
Albuquerque/Main	College of Arts and Sciences	BA Classical Studies	Samuel R Lopez
Albuquerque/Main	College of Arts and Sciences	BA Communication	Django J Lovett
Albuquerque/Main	College of Arts and Sciences	BA Communication	Mikelle D Medley
Albuquerque/Main	College of Arts and Sciences	BA Communication	Terrell L Bond
Albuquerque/Main	College of Arts and Sciences	BA Communication	Gillian B Riggelman
Albuquerque/Main	College of Arts and Sciences	BA Comp Lit & Cultural Studies	Allegra .
Albuquerque/Main	College of Arts and Sciences	BA Criminology	Stephen E Russick
Albuquerque/Main	College of Arts and Sciences	BA Criminology	Stephanie M DeLang
Albuquerque/Main	College of Arts and Sciences	BA Criminology	Camille D Sanchez
Albuquerque/Main	College of Arts and Sciences	BA Criminology	Tyler E Carman
Albuquerque/Main	College of Arts and Sciences	BA Criminology	Frances A Singer
Albuquerque/Main	College of Arts and Sciences	BA Criminology	Ricardo .
Albuquerque/Main	College of Arts and Sciences	BA Criminology	Austin L Oliveras
Albuquerque/Main	College of Arts and Sciences	BA Criminology	Esteban I Alba-Perez
Albuquerque/Main	College of Arts and Sciences	BA Criminology	Joseph X Hinojosa
Albuquerque/Main	College of Arts and Sciences	BA Criminology	Ian W Carmen
Albuquerque/Main	College of Arts and Sciences	BA Criminology	Mellisa M Cobb
Albuquerque/Main	College of Arts and Sciences	BA Criminology	Felicia A Chavez
Albuquerque/Main	College of Arts and Sciences	BA Criminology	Ashley D Brenna
Albuquerque/Main	College of Arts and Sciences	BA Criminology	Nicole M Garcia
Albuquerque/Main	College of Fine Arts	BA Design for Performance	Matthew D Martinez
Albuquerque/Main	College of Arts and Sciences	BA Economics	Anna E Danckwardt Lilliestrom
Albuquerque/Main	College of Arts and Sciences	BA Economics	Belinda .
Albuquerque/Main	College of Arts and Sciences	BA Economics	Karin M Neuman
Albuquerque/Main	College of Arts and Sciences	BA Economics	Ryan L Williams
Albuquerque/Main	College of Arts and Sciences	BA English	Thomas A Booth
Albuquerque/Main	College of Arts and Sciences	BA English	Brad L McKinnon
Albuquerque/Main	College of Arts and Sciences	BA English	James E Dunn
Albuquerque/Main	College of Arts and Sciences	BA English	Sarah L Brooks
Albuquerque/Main	College of Arts and Sciences	BA English-Philosophy	Olivia L McLendon
Albuquerque/Main	College of Arts and Sciences	BA German	Kyle J Chapman
Albuquerque/Main	College of Arts and Sciences	BA History	Amanda E Martinez
Albuquerque/Main	College of Arts and Sciences	BA History	Joseph K Lewis-Beard
Albuquerque/Main	College of Arts and Sciences	BA History	David P Lopez
Albuquerque/Main	College of Arts and Sciences	BA History	Hannah .
Albuquerque/Main	College of Arts and Sciences	BA International Studies	Kevin .
Albuquerque/Main	College of Arts and Sciences	BA International Studies	Alexandra N Stewart
Albuquerque/Main	College of Arts and Sciences	BA Journalism & Mass Communic	Megan R Gutierrez
Albuquerque/Main	College of Arts and Sciences	BA Journalism & Mass Communic	Alexandra E Woodard
Albuquerque/Main	College of Arts and Sciences	BA Languages	Peter T Rothfeld
Albuquerque/Main	College of Arts and Sciences	BA Languages	Megan I Wallace
Albuquerque/Main	College of Arts and Sciences	BA Linguistics	Margarita J Huerta
Albuquerque/Main	College of Fine Arts	BA Media Arts	Stella M Perry
Albuquerque/Main	College of Fine Arts	BA Music	Gwen-Marie S Lerch

The University of New Mexico
Summer 2015
Degree Candidates

Albuquerque/Main	College of Fine Arts	BA Music	Aaron J Romero
Albuquerque/Main	College of Fine Arts	BA Music	Brandon R Padilla
Albuquerque/Main	College of Fine Arts	BA Music	Andrew P Juarez
Albuquerque/Main	College of Fine Arts	BA Music	Fernando .
Albuquerque/Main	College of Fine Arts	BA Music	Bernadette F Hardy
Albuquerque/Main	University Studies	BA Native American Studies	Poqueen L Rivera
Albuquerque/Main	University Studies	BA Native American Studies	Marlene C Armijo
Albuquerque/Main	University Studies	BA Native American Studies	Jana L Pfeiffer
Albuquerque/Main	College of Arts and Sciences	BA Philosophy	Kenneth C Detro
Albuquerque/Main	College of Arts and Sciences	BA Philosophy	Dylan C Davis
Albuquerque/Main	College of Arts and Sciences	BA Philosophy	William B Bailey
Albuquerque/Main	College of Arts and Sciences	BA Philosophy	Jamison E Jontry
Albuquerque/Main	College of Arts and Sciences	BA Philosophy	Rhea M Ienni
Albuquerque/Main	College of Arts and Sciences	BA Political Science	Alfredo .
Albuquerque/Main	College of Arts and Sciences	BA Political Science	Lia T Abeita Sanchez
Albuquerque/Main	College of Arts and Sciences	BA Political Science	Barbara .
Albuquerque/Main	College of Arts and Sciences	BA Political Science	Melissa .
Albuquerque/Main	College of Arts and Sciences	BA Political Science	Ryan .
Albuquerque/Main	College of Arts and Sciences	BA Portuguese	Bruno .
Albuquerque/Main	College of Arts and Sciences	BA Psychology	Kyle W Duran
Albuquerque/Main	College of Arts and Sciences	BA Psychology	Michelle A Winkeljohn
Albuquerque/Main	College of Arts and Sciences	BA Psychology	Amanda K Freed
Albuquerque/Main	College of Arts and Sciences	BA Psychology	Paul R Jacobo
Albuquerque/Main	College of Arts and Sciences	BA Psychology	Alexandra M Trujillo
Albuquerque/Main	College of Arts and Sciences	BA Psychology	Hugh L Greenwood
Albuquerque/Main	College of Arts and Sciences	BA Psychology	Ariel J Jarvison
Albuquerque/Main	College of Arts and Sciences	BA Psychology	Travis K Decurtis
Albuquerque/Main	College of Arts and Sciences	BA Psychology	Sammy G Chumpolpakdee
Albuquerque/Main	College of Arts and Sciences	BA Psychology	Amber J Zimmerman
Albuquerque/Main	College of Arts and Sciences	BA Psychology	Legus A Losito
Albuquerque/Main	College of Arts and Sciences	BA Psychology	Ashley C Gomez
Albuquerque/Main	College of Arts and Sciences	BA Psychology	Alyssa D Gallardo
Albuquerque/Main	College of Arts and Sciences	BA Psychology	Lathesia Y Williams
Albuquerque/Main	College of Arts and Sciences	BA Psychology	Meghan M Montgomery
Albuquerque/Main	College of Arts and Sciences	BA Psychology	Stephanie A Harrell
Albuquerque/Main	College of Arts and Sciences	BA Psychology	Ashley D Bostick
Albuquerque/Main	College of Arts and Sciences	BA Psychology	Marian E West
Albuquerque/Main	College of Arts and Sciences	BA Psychology	Marisol O Rodriguez
Albuquerque/Main	College of Arts and Sciences	BA Psychology	Jessica V Shanklin
Albuquerque/Main	College of Arts and Sciences	BA Psychology	Lindsey M Trujillo
Albuquerque/Main	College of Arts and Sciences	BA Psychology	Gloria E Davila
Albuquerque/Main	College of Arts and Sciences	BA Psychology	Victor V Perez
Albuquerque/Main	College of Arts and Sciences	BA Psychology	Chelsey L Casias
Albuquerque/Main	College of Arts and Sciences	BA Psychology	Kathleen M McMillan
Albuquerque/Main	College of Arts and Sciences	BA Sociology	Aaron M Mondragon
Albuquerque/Main	College of Arts and Sciences	BA Sociology	Ali .
Albuquerque/Main	College of Arts and Sciences	BA Sociology	Freddy L Panozo
Albuquerque/Main	College of Arts and Sciences	BA Sociology	Brandon P Barber
Albuquerque/Main	College of Arts and Sciences	BA Sociology	George D Mastin
Albuquerque/Main	College of Arts and Sciences	BA Spanish	Yadiria .
Albuquerque/Main	College of Arts and Sciences	BA Spanish	Juan A Solano Miramontes
Albuquerque/Main	College of Arts and Sciences	BA Spanish	Natalia E Jacquez
Albuquerque/Main	College of Arts and Sciences	BA Spanish	Jaime .
Albuquerque/Main	College of Arts and Sciences	BA Spanish	Melissa .
Albuquerque/Main	College of Fine Arts	BA Theatre	Shannon E Walker
Albuquerque/Main	School of Arch. and Planning	BAA Architecture	Desmond A Dorn
Albuquerque/Main	School of Arch. and Planning	BAA Architecture	Mark A Vigil

The University of New Mexico
Summer 2015
Degree Candidates

Albuquerque/Main	School of Arch. and Planning	BAA Architecture	Jameson .
Albuquerque/Main	School of Arch. and Planning	BAA Architecture	Tobias M Archuleta
Albuquerque/Main	School of Arch. and Planning	BAA Architecture	Zaqueriah A Pacheco
Albuquerque/Main	School of Arch. and Planning	BAA Architecture	Damien C Williams
Albuquerque/Main	College of Education	BAED Art Education	Marcella D Ramirez
Albuquerque/Main	College of Education	BAED Art Education	Symone .
Albuquerque/Main	College of Education	BAED Secondary Education	Alina A Ibarra
Albuquerque/Main	School of Arch. and Planning	BAEPD Environmental Plan & Dsg	Erin M Ganaway
Albuquerque/Main	Anderson Schools of Management	BBA Business Administration	Christopher G Beaty
Albuquerque/Main	Anderson Schools of Management	BBA Business Administration	Jazmin D Najera
Albuquerque/Main	Anderson Schools of Management	BBA Business Administration	Vuong T Nguyen
Albuquerque/Main	Anderson Schools of Management	BBA Business Administration	Ryan V Creel
Albuquerque/Main	Anderson Schools of Management	BBA Business Administration	Sherre L Franklin
Albuquerque/Main	Anderson Schools of Management	BBA Business Administration	Jennifer L Timmons
Albuquerque/Main	Anderson Schools of Management	BBA Business Administration	Elizabeth .
Albuquerque/Main	Anderson Schools of Management	BBA Business Administration	Lisa A Thomas
Albuquerque/Main	Anderson Schools of Management	BBA Business Administration	Deirdre A Billingsley
Albuquerque/Main	Anderson Schools of Management	BBA Business Administration	Janilda J Garnier
Albuquerque/Main	Anderson Schools of Management	BBA Business Administration	Tsailii J Rogers
Albuquerque/Main	Anderson Schools of Management	BBA Business Administration	Luis A Giron
Albuquerque/Main	Anderson Schools of Management	BBA Business Administration	Jordan D Umbel
Albuquerque/Main	Anderson Schools of Management	BBA Business Administration	Julie K Cabrera
Albuquerque/Main	Anderson Schools of Management	BBA Business Administration	Brooke .
Albuquerque/Main	Anderson Schools of Management	BBA Business Administration	David J Nelson
Albuquerque/Main	Anderson Schools of Management	BBA Business Administration	Rubel F Martinez
Albuquerque/Main	Anderson Schools of Management	BBA Business Administration	Cameron L Rodger
Albuquerque/Main	Anderson Schools of Management	BBA Business Administration	Abdulai A Mansaray
Albuquerque/Main	Anderson Schools of Management	BBA Business Administration	Virginia C Kowalski
Albuquerque/Main	Anderson Schools of Management	BBA Business Administration	Anndria T Quintana
Albuquerque/Main	Anderson Schools of Management	BBA Business Administration	Earl W Shank
Albuquerque/Main	Anderson Schools of Management	BBA Business Administration	Cameron R Barnes
Albuquerque/Main	Anderson Schools of Management	BBA Business Administration	Kasey C Wallace
Albuquerque/Main	Anderson Schools of Management	BBA Business Administration	Rosamaria .
Albuquerque/Main	Anderson Schools of Management	BBA Business Administration	Nelson A da Silva Ramos
Albuquerque/Main	Anderson Schools of Management	BBA Business Administration	Clayton J Blueher
Albuquerque/Main	Anderson Schools of Management	BBA Business Administration	Haley S Tricarico
Albuquerque/Main	Anderson Schools of Management	BBA Business Administration	Kristen A Herbort
Albuquerque/Main	Anderson Schools of Management	BBA Business Administration	Jordan H Wacker
Albuquerque/Main	Anderson Schools of Management	BBA Business Administration	Daniel T Fuller
Albuquerque/Main	Anderson Schools of Management	BBA Business Administration	Matthew M Mora
Albuquerque/Main	Anderson Schools of Management	BBA Business Administration	Justin D White
Albuquerque/Main	Anderson Schools of Management	BBA Business Administration	Megan M Morales
Albuquerque/Main	Anderson Schools of Management	BBA Business Administration	Arniel .
Albuquerque/Main	College of Fine Arts	BFA Art Studio	Stephen P Wiest
Albuquerque/Main	College of Fine Arts	BFA Art Studio	Michael P Houle-von Behren
Albuquerque/Main	University Studies	BLA Liberal Arts	Vanessa K Lara-Diaz
Albuquerque/Main	University Studies	BLA Liberal Arts	Ariel N Burch
Albuquerque/Main	University Studies	BLA Liberal Arts	Donavan R Goff
Albuquerque/Main	University Studies	BLA Liberal Arts	Ruben E Douglas
Albuquerque/Main	University Studies	BLA Liberal Arts	Kirsten L Nuttle
Albuquerque/Main	University Studies	BLA Liberal Arts	Jocelyn A Vigil
Albuquerque/Main	University Studies	BLA Liberal Arts	Kathryn M Weidner
Albuquerque/Main	University Studies	BLA Liberal Arts	John C Buckovetz
Albuquerque/Main	University Studies	BLA Liberal Arts	Mervyn J Lindsay
Albuquerque/Main	University Studies	BLA Liberal Arts	Alexandra S Daniels
Albuquerque/Main	University Studies	BLA Liberal Arts	Hollee H Hamamoto
Albuquerque/Main	University Studies	BLA Liberal Arts	John R McKinney

The University of New Mexico
Summer 2015
Degree Candidates

Albuquerque/Main	University Studies	BLA Liberal Arts	Tyler M Duncan
Albuquerque/Main	University Studies	BLA Liberal Arts	Arthur .
Albuquerque/Main	University Studies	BLA Liberal Arts	Valerie A Vallejos
Albuquerque/Main	University Studies	BLA Liberal Arts	Cassandra A Shaffer
Albuquerque/Main	University Studies	BLA Liberal Arts	Danielle N Nicholson
Albuquerque/Main	University Studies	BLA Liberal Arts	Amber L Lopez
Albuquerque/Main	University Studies	BLA Liberal Arts	Helen X Miesch
Albuquerque/Main	University Studies	BLA Liberal Arts	Nolan G Trammell
Albuquerque/Main	University Studies	BLA Liberal Arts	Charles A Lewis
Albuquerque/Main	University Studies	BLA Liberal Arts	Sam S Spinale
Albuquerque/Main	University Studies	BLA Liberal Arts	Nirvana .
Albuquerque/Main	University Studies	BLA Liberal Arts	Wyatt N Granger
Albuquerque/Main	University Studies	BLA Liberal Arts	Maria A Willis
Albuquerque/Main	University Studies	BLA Liberal Arts	Modesto M Garcia
Albuquerque/Main	University Studies	BLA Liberal Arts	David A Guthrie
Albuquerque/Main	University Studies	BLA Liberal Arts	Orville D Darnell
Albuquerque/Main	University Studies	BLA Liberal Arts	Gavin K Green
Albuquerque/Main	University Studies	BLA Liberal Arts	Anthony P Rhoads
Albuquerque/Main	College of Fine Arts	BM Music	David C Hobbs
Albuquerque/Main	College of Fine Arts	BM Music	Kelly E Kuhn
Albuquerque/Main	College of Fine Arts	BM Music	Steven A Needham
Albuquerque/Main	College of Fine Arts	BME Music Education	Jonathan M Robak
Albuquerque/Main	College of Fine Arts	BME Music Education	Sean I Albarran
Albuquerque/Main	College of Fine Arts	BME Music Education	Abran O Madrid
Albuquerque/Main	College of Fine Arts	BME Music Education	Michael M Goldstein
Albuquerque/Main	College of Arts and Sciences	BS Anthropology	Shannon .
Albuquerque/Main	College of Arts and Sciences	BS Anthropology	Rita E Arenas
Albuquerque/Main	College of Arts and Sciences	BS Anthropology	Krista L Kolodziejski
Albuquerque/Main	College of Arts and Sciences	BS Anthropology	Kyle S Lacy
Albuquerque/Main	College of Arts and Sciences	BS Biochemistry	Amelia I Burd
Albuquerque/Main	College of Arts and Sciences	BS Biology	Megan R Gleason
Albuquerque/Main	College of Arts and Sciences	BS Biology	Chau M Nguyen
Albuquerque/Main	College of Arts and Sciences	BS Biology	Joshua D Garcia
Albuquerque/Main	College of Arts and Sciences	BS Biology	Melody S Sun
Albuquerque/Main	College of Arts and Sciences	BS Biology	Jessica G Begay
Albuquerque/Main	College of Arts and Sciences	BS Biology	William T Wallin
Albuquerque/Main	College of Arts and Sciences	BS Biology	Raquel S Hill
Albuquerque/Main	College of Arts and Sciences	BS Biology	Amanda M Tamez
Albuquerque/Main	College of Arts and Sciences	BS Biology	Itzy E Morales Pantoja
Albuquerque/Main	College of Arts and Sciences	BS Biology	Garrett W Adcock
Albuquerque/Main	College of Arts and Sciences	BS Biology	Michael S Griego
Albuquerque/Main	College of Arts and Sciences	BS Biology	Seth S Gordon
Albuquerque/Main	College of Arts and Sciences	BS Biology	Jason .
Albuquerque/Main	College of Arts and Sciences	BS Biology	Samuel S Waggoner
Albuquerque/Main	College of Arts and Sciences	BS Earth & Planetary Sciences	Brittany J Long
Albuquerque/Main	College of Arts and Sciences	BS Earth & Planetary Sciences	Andrew R Morgan
Albuquerque/Main	College of Arts and Sciences	BS Earth & Planetary Sciences	Joshua L Plett
Albuquerque/Main	College of Arts and Sciences	BS Earth & Planetary Sciences	Damien M Milazzo
Albuquerque/Main	School of Medicine	BS Emergency Medical Services	Josh T Wright
Albuquerque/Main	School of Medicine	BS Emergency Medical Services	Nicolas W Lyon
Albuquerque/Main	School of Medicine	BS Emergency Medical Services	John R Colby
Albuquerque/Main	School of Medicine	BS Emergency Medical Services	Nicole M Loper
Albuquerque/Main	College of Arts and Sciences	BS Environmental Science	Adam J Torres
Albuquerque/Main	College of Arts and Sciences	BS Environmental Science	Tara J Weston
Albuquerque/Main	College of Education	BS Exercise Science	Joseph D Foster
Albuquerque/Main	College of Education	BS Exercise Science	Shanyn R Sanchez
Albuquerque/Main	College of Education	BS Exercise Science	Tyler L McDonald

The University of New Mexico
Summer 2015
Degree Candidates

Albuquerque/Main	College of Education	BS Exercise Science	Nicole A Warianka
Albuquerque/Main	College of Education	BS Exercise Science	Alyssa J Hemsworth
Albuquerque/Main	College of Education	BS Family Studies	Maria N Rivera
Albuquerque/Main	College of Education	BS Family Studies	Devon M Fleming
Albuquerque/Main	College of Education	BS Human Dev & Family Relation	Amara L Huertaz
Albuquerque/Main	College of Education	BS Nutrition & Dietetics	Natalie M Halphen
Albuquerque/Main	College of Arts and Sciences	BS Psychology	Aaron M Lovato
Albuquerque/Main	College of Arts and Sciences	BS Psychology	Renee E Lewis
Albuquerque/Main	College of Arts and Sciences	BS Psychology	Meselu S Rose
Albuquerque/Main	College of Arts and Sciences	BS Psychology	Adrian A Andre
Albuquerque/Main	College of Arts and Sciences	BS Psychology	Erik T Kauppinen
Albuquerque/Main	College of Arts and Sciences	BS Psychology	Clement P Jose
Albuquerque/Main	School of Medicine	BS Radiologic Sciences	Victor L Mora
Albuquerque/Main	School of Medicine	BS Radiologic Sciences	Amy E Griego
Albuquerque/Main	School of Medicine	BS Radiologic Sciences	Ryan E Lewis
Albuquerque/Main	School of Medicine	BS Radiologic Sciences	Justin M Gonzales
Albuquerque/Main	School of Medicine	BS Radiologic Sciences	Logan J Grant
Albuquerque/Main	School of Medicine	BS Radiologic Sciences	Melissa .
Albuquerque/Main	School of Medicine	BS Radiologic Sciences	Rexella D Rhodes
Albuquerque/Main	University Libraries	BS Technology & Training	Amer R Child
Albuquerque/Main	School of Engineering	BSCE Civil Engineering	Antonio .
Albuquerque/Main	School of Engineering	BSCM Construction Management	Victor P Mace
Albuquerque/Main	School of Engineering	BSCPE Computer Engineering	Adam M Warniment
Albuquerque/Main	School of Engineering	BSCPE Computer Engineering	Jeffrey .
Albuquerque/Main	School of Engineering	BSCPE Computer Engineering	Creighton A Glenn
Albuquerque/Main	School of Engineering	BSCS Computer Science	Colby .
Albuquerque/Main	School of Engineering	BSCS Computer Science	Samuel S Waggoner
Albuquerque/Main	College of Education	BSED Elementary Education	Antonia R Willis
Albuquerque/Main	College of Education	BSED Elementary Education	Sallia J Orozco
Albuquerque/Main	College of Education	BSED Elementary Education	Bonnie C Dickson
Albuquerque/Main	College of Education	BSED Elementary Education	Philip A Pacheco
Albuquerque/Main	College of Education	BSED Elementary Education	Sophia M Apodaca
Albuquerque/Main	College of Education	BSED Elementary Education	Rachael L Charleston
Albuquerque/Main	College of Education	BSED Elementary Education	Erika .
Albuquerque/Main	College of Education	BSED Elementary Education	Elijah R Pacheco
Albuquerque/Main	College of Education	BSED Physical Education	Sean L Manuelito
Albuquerque/Main	College of Education	BSED Secondary Education	Sean R Tresise
Albuquerque/Main	College of Education	BSED Special Education	Ailbhe S Nudi-Muldoon
Albuquerque/Main	College of Education	BSED Special Education	Michael A Devoti
Albuquerque/Main	School of Engineering	BSEE Electrical Engineering	Tara A Dennison
Albuquerque/Main	School of Engineering	BSEE Electrical Engineering	Waynetta J Dennison
Albuquerque/Main	School of Engineering	BSEE Electrical Engineering	Saul .
Albuquerque/Main	School of Engineering	BSEE Electrical Engineering	David M Wascheyzn
Albuquerque/Main	School of Engineering	BSME Mechanical Engineering	David E McCumber
Albuquerque/Main	School of Engineering	BSME Mechanical Engineering	Stephanie L Ober
Albuquerque/Main	School of Engineering	BSME Mechanical Engineering	Joshua L Allison
Albuquerque/Main	School of Engineering	BSME Mechanical Engineering	Dexter .
Albuquerque/Main	School of Engineering	BSME Mechanical Engineering	Julio C Alvarado
Albuquerque/Main	School of Engineering	BSME Mechanical Engineering	Scot M Krubsack
Albuquerque/Main	College of Nursing	BSN Nursing	Samantha C Navarro
Albuquerque/Main	College of Nursing	BSN Nursing	Lauren D Bullock
Albuquerque/Main	College of Nursing	BSN Nursing	Amanda L Martinez
Albuquerque/Main	College of Nursing	BSN Nursing	Brittney N Primmer
Albuquerque/Main	College of Nursing	BSN Nursing	Nicole L Silks
Albuquerque/Main	College of Nursing	BSN Nursing	Mandy M Jaramillo
Albuquerque/Main	College of Nursing	BSN Nursing	Katie J Brown
Albuquerque/Main	College of Nursing	BSN Nursing	Andrea V Ortiz

The University of New Mexico
Summer 2015
Degree Candidates

Albuquerque/Main	College of Nursing	BSN Nursing	Arneshia J Avalos
Albuquerque/Main	College of Nursing	BSN Nursing	Alejandro A Vigil
Albuquerque/Main	College of Nursing	BSN Nursing	Nicole R Allcorn
Albuquerque/Main	College of Nursing	BSN Nursing	Wesley L Hogsett
Albuquerque/Main	College of Nursing	BSN Nursing	Jessica J Sandoval
Albuquerque/Main	College of Nursing	BSN Nursing	Kaylee C Ward
Albuquerque/Main	College of Nursing	BSN Nursing	Laura M Heermann
Albuquerque/Main	College of Nursing	BSN Nursing	Anna .
Albuquerque/Main	College of Nursing	BSN Nursing	Christina R Coyle
Albuquerque/Main	College of Nursing	BSN Nursing	Erin S Fugate
Albuquerque/Main	College of Nursing	BSN Nursing	Sarah E Palestine
Albuquerque/Main	College of Nursing	BSN Nursing	Ashley L Valencia
Albuquerque/Main	College of Nursing	BSN Nursing	Jennifer L Chu
Albuquerque/Main	College of Nursing	BSN Nursing	Earvin M Camu
Albuquerque/Main	College of Nursing	BSN Nursing	Carisa A Knapp
Albuquerque/Main	College of Nursing	BSN Nursing	Lindsey A Fulp
Albuquerque/Main	College of Nursing	BSN Nursing	Samantha B Snow
Albuquerque/Main	College of Nursing	BSN Nursing	Emily C Butcher
Albuquerque/Main	College of Nursing	BSN Nursing	Carrie E Klaurens
Albuquerque/Main	College of Nursing	BSN Nursing	Ashley A Adams
Albuquerque/Main	College of Nursing	BSN Nursing	William .
Albuquerque/Main	College of Nursing	BSN Nursing	Erica R Forrest
Albuquerque/Main	College of Nursing	BSN Nursing	Diana M Weber
Albuquerque/Main	College of Nursing	BSN Nursing	Lindsay M Ortiz
Albuquerque/Main	College of Nursing	BSN Nursing	Armanda .
Albuquerque/Main	College of Nursing	BSN Nursing	Jennifer A Murad
Albuquerque/Main	College of Nursing	BSN Nursing	Colleen V Whitsell
Albuquerque/Main	College of Nursing	BSN Nursing	Klay A Parker
Albuquerque/Main	College of Nursing	BSN Nursing	Sylvia G Putnam
Albuquerque/Main	College of Nursing	BSN Nursing	Tara E Sheridan
Albuquerque/Main	College of Nursing	BSN Nursing	Alyssa K Still
Albuquerque/Main	College of Nursing	BSN Nursing	Kathryn R Morris
Albuquerque/Main	College of Nursing	BSN Nursing	Brie P Anaya
Albuquerque/Main	College of Nursing	BSN Nursing	Megan M Eickman
Albuquerque/Main	College of Nursing	BSN Nursing	Casandra A Crowder
Albuquerque/Main	College of Nursing	BSN Nursing	Teresa L Candelaria
Albuquerque/Main	College of Nursing	BSN Nursing	Sheila L Garcia
Albuquerque/Main	College of Nursing	BSN Nursing	Jamie E Rodarte
Albuquerque/Main	College of Nursing	BSN Nursing	Rolonda T Lee
Albuquerque/Main	College of Nursing	BSN Nursing	Megan J Prinz
Albuquerque/Main	College of Nursing	BSN Nursing	Alicia V Lacovara
Albuquerque/Main	College of Nursing	BSN Nursing	Stephanie A Marrufo
Albuquerque/Main	College of Nursing	BSN Nursing	Melissa A Dane
Albuquerque/Main	College of Nursing	BSN Nursing	Frederick D Gentry
Albuquerque/Main	College of Nursing	BSN Nursing	Anna M Sidz
Albuquerque/Main	College of Nursing	BSN Nursing	Margaret K Salazar
Albuquerque/Main	College of Nursing	BSN Nursing	Blake A Schneider
Albuquerque/Main	College of Nursing	BSN Nursing	Emily J Martinez
Albuquerque/Main	College of Nursing	BSN Nursing	James M Miller
Albuquerque/Main	College of Nursing	BSN Nursing	Ashley P Affentranger
Albuquerque/Main	College of Nursing	BSN Nursing	Renee M Lacey
Albuquerque/Main	College of Nursing	BSN Nursing	Lindsey N Maurer
Albuquerque/Main	College of Nursing	BSN Nursing	Lea M Vallejos
Albuquerque/Main	College of Nursing	BSN Nursing	Kimberlee S Woodling
Albuquerque/Main	College of Nursing	BSN Nursing	Sorn M Skald
Albuquerque/Main	College of Nursing	BSN Nursing	Andrea E Yarnell
Albuquerque/Main	College of Nursing	BSN Nursing	Casandra L Bock

The University of New Mexico
Summer 2015
Degree Candidates

Albuquerque/Main	College of Nursing	BSN Nursing	Celina A Martinez
Albuquerque/Main	College of Nursing	BSN Nursing	Katrina Q Paulus
Albuquerque/Main	College of Nursing	BSN Nursing	Kristyn M McDonald
Albuquerque/Main	College of Nursing	BSN Nursing	Ashley M Garcia
Albuquerque/Main	College of Nursing	BSN Nursing	Alexandria M Martinez
Albuquerque/Main	College of Nursing	BSN Nursing	Madison F Lutz
Albuquerque/Main	College of Nursing	BSN Nursing	Francine M Cannone
Albuquerque/Main	College of Nursing	BSN Nursing	Yumiko .
Albuquerque/Main	College of Nursing	BSN Nursing	Lia A Pulido
Albuquerque/Main	College of Nursing	BSN Nursing	Stephanie .
Albuquerque/Main	College of Nursing	BSN Nursing	Jaqueline .
Albuquerque/Main	College of Nursing	BSN Nursing	Aimee C Sayre
Albuquerque/Main	College of Nursing	BSN Nursing	Megan N Williams
Albuquerque/Main	College of Nursing	BSN Nursing	Daymonique L Chavez
Albuquerque/Main	College of Nursing	BSN Nursing	Solea S Montano
Albuquerque/Main	College of Nursing	BSN Nursing	Quinntita D Sniegowski
Albuquerque/Main	College of Nursing	BSN Nursing	Elena H Osburn
Albuquerque/Main	College of Nursing	BSN Nursing	Bikal .
Albuquerque/Main	College of Nursing	BSN Nursing	Kevin S Jarvis
Albuquerque/Main	College of Nursing	BSN Nursing	Jordan A Resch
Albuquerque/Main	College of Nursing	BSN Nursing	Milly N Da Silva
Albuquerque/Main	College of Nursing	BSN Nursing	Stephanie M Chaves
Albuquerque/Main	University Studies	BUS University Studies	Christopher E Perez
Albuquerque/Main	University Studies	BUS University Studies	Andrea G Aragon
Albuquerque/Main	College of Nursing	DNP Nursing	Kathryn K Bucher
Albuquerque/Main	School of Medicine	Doctor of Medicine	Caitlin R Goss
Albuquerque/Main	School of Medicine	Doctor of Medicine	Anna C Jones
Albuquerque/Main	School of Medicine	Doctor of Medicine	David A Rodriguez
Albuquerque/Main	College of Pharmacy	Doctor of Pharmacy	Will N Griebel
Albuquerque/Main	Graduate Programs	EDD Educational Leadership	Henry .
Albuquerque/Main	Graduate Programs	EDD Educational Leadership	Christiana M Sisneros
Albuquerque/Main	Graduate Programs	GCERT Clinical Translation Sc	Emily N Schneider
Albuquerque/Main	Graduate Programs	GCERT Clinical Translation Sc	Alireza B Esfahane
Albuquerque/Main	Graduate Programs	GCERT Clinical Translation Sc	Ramsey C Tate
Albuquerque/Main	Graduate Programs	GCERT Clinical Translation Sc	Michelle R Chungtuyco
Albuquerque/Main	Graduate Programs	GCERT Educational Diagnosis	Melissa A Sweeney
Albuquerque/Main	Graduate Programs	GCERT Educational Diagnosis	Denise M Perkins
Albuquerque/Main	Graduate Programs	GCERT Educational Diagnosis	Brigid E Ovitt
Albuquerque/Main	Graduate Programs	GCERT Educational Diagnosis	Jennifer R Van Otten
Albuquerque/Main	Graduate Programs	GCERT Educational Diagnosis	Tamara K Snee
Albuquerque/Main	Graduate Programs	GCERT Educational Diagnosis	Erin E Wrobel
Albuquerque/Main	Graduate Programs	GCERT Educational Diagnosis	Lillian B Griego
Albuquerque/Main	Graduate Programs	GCERT Univ Sci Teach Biomed Sc	Cheryl A Sensibaugh
Albuquerque/Main	School of Law	Juris Doctor	Vanessa I Peake
Albuquerque/Main	Graduate Programs	MA Anthropology	Maren E Svare
Albuquerque/Main	Graduate Programs	MA Art History	Christian B Waguespack
Albuquerque/Main	Graduate Programs	MA Art History	Kelsey D Martin
Albuquerque/Main	Graduate Programs	MA Art History	Kathryn E Manis
Albuquerque/Main	Graduate Programs	MA Communication	Christopher C Barnes
Albuquerque/Main	Graduate Programs	MA Communication	China C Billotte - Verhoff
Albuquerque/Main	Graduate Programs	MA Communication	Sarah .
Albuquerque/Main	Graduate Programs	MA Communication	Heidi G Ricci
Albuquerque/Main	Graduate Programs	MA Counseling	Patricia A Nevala
Albuquerque/Main	Graduate Programs	MA Economics	Brandon A Bridge
Albuquerque/Main	Graduate Programs	MA Economics	Tej K Gautam
Albuquerque/Main	Graduate Programs	MA Economics	Dadhi R Adhikari
Albuquerque/Main	Graduate Programs	MA Educational Leadership	Nick T Brokeshoulder

The University of New Mexico
Summer 2015
Degree Candidates

Albuquerque/Main	Graduate Programs	MA Educational Leadership	Michelle .
Albuquerque/Main	Graduate Programs	MA Elementary Education	Lazarita H Williams
Albuquerque/Main	Graduate Programs	MA Elementary Education	Kevin .
Albuquerque/Main	Graduate Programs	MA Elementary Education	Zachary A Kline
Albuquerque/Main	Graduate Programs	MA Elementary Education	Rachel M Baucom
Albuquerque/Main	Graduate Programs	MA Elementary Education	Corinna C Saiz
Albuquerque/Main	Graduate Programs	MA Elementary Education	Leslie A Clute
Albuquerque/Main	Graduate Programs	MA Elementary Education	Julie L Kerbleski
Albuquerque/Main	Graduate Programs	MA Elementary Education	Gina K Foster
Albuquerque/Main	Graduate Programs	MA Elementary Education	James R Grainger
Albuquerque/Main	Graduate Programs	MA Elementary Education	Felicia N Torres
Albuquerque/Main	Graduate Programs	MA Elementary Education	Lauren E Butcher
Albuquerque/Main	Graduate Programs	MA Family Studies	Brandie L Pacheco
Albuquerque/Main	Graduate Programs	MA Family Studies	Yuling .
Albuquerque/Main	Graduate Programs	MA History	Christopher J Stachura
Albuquerque/Main	Graduate Programs	MA Lang,Lit & Sociocultural St	Sandra L Bruce
Albuquerque/Main	Graduate Programs	MA Lang,Lit & Sociocultural St	Jose Antonio .
Albuquerque/Main	Graduate Programs	MA Lang,Lit & Sociocultural St	Jose E Mondragon Torres
Albuquerque/Main	Graduate Programs	MA Lang,Lit & Sociocultural St	Rana S Al Khafaji
Albuquerque/Main	Graduate Programs	MA Latin American Studies	Sarah .
Albuquerque/Main	Graduate Programs	MA Latin American Studies	Patricia A Kent
Albuquerque/Main	Graduate Programs	MA Philosophy	John J Preston
Albuquerque/Main	Graduate Programs	MA Philosophy	Christopher W Rahlwes
Albuquerque/Main	Graduate Programs	MA Philosophy	David .
Albuquerque/Main	Graduate Programs	MA Political Science	Annamarie E Calasanti-Laws
Albuquerque/Main	Graduate Programs	MA Portuguese	Celina .
Albuquerque/Main	Graduate Programs	MA Secondary Education	Bryan C Dickinson
Albuquerque/Main	Graduate Programs	MA Secondary Education	Sean S Hurley
Albuquerque/Main	Graduate Programs	MA Secondary Education	Sarah K McHaffie
Albuquerque/Main	Graduate Programs	MA Secondary Education	Allison M Price
Albuquerque/Main	Graduate Programs	MA Secondary Education	James E Painter
Albuquerque/Main	Graduate Programs	MA Secondary Education	Chelsea L Van Klaveren
Albuquerque/Main	Graduate Programs	MA Secondary Education	Katie E Schrader
Albuquerque/Main	Graduate Programs	MA Secondary Education	Lauren A Morrison
Albuquerque/Main	Graduate Programs	MA Special Education	Regina L Caller
Albuquerque/Main	Graduate Programs	MA Special Education	Erika C Montano
Albuquerque/Main	Graduate Programs	MA Special Education	Manon A Lujan
Albuquerque/Main	Graduate Programs	MA Special Education	Sara J Antal
Albuquerque/Main	Graduate Programs	MA Special Education	Jaime .
Albuquerque/Main	Graduate Programs	MA Special Education	Sarah L Braaten
Albuquerque/Main	Graduate Programs	MA Special Education	Alice N Weeda
Albuquerque/Main	Graduate Programs	MA Special Education	Marissa .
Albuquerque/Main	Anderson Schools of Management	MACCT Accounting	Kayla K Charley
Albuquerque/Main	Anderson Schools of Management	MACCT Accounting	Sameer M Rasheed
Albuquerque/Main	Anderson Schools of Management	MBA Business Administration	Jennie .
Albuquerque/Main	Anderson Schools of Management	MBA Business Administration	Sanjeev .
Albuquerque/Main	Anderson Schools of Management	MBA Business Administration	Jason E Wolf
Albuquerque/Main	Anderson Schools of Management	MBA Business Administration	Robert C McCoy
Albuquerque/Main	Anderson Schools of Management	MBA Business Administration	Michaeli R Marler
Albuquerque/Main	Anderson Schools of Management	MBA Business Administration	Madeline L Muraida
Albuquerque/Main	Anderson Schools of Management	MBA Business Administration	Shaun .
Albuquerque/Main	Anderson Schools of Management	MBA Business Administration	Jorge A Garcia
Albuquerque/Main	Anderson Schools of Management	MBA Business Administration	Catherine S Miners
Albuquerque/Main	Anderson Schools of Management	MBA Business Administration	Edgar .
Albuquerque/Main	Anderson Schools of Management	MBA Business Administration	Lorraine L Higgins
Albuquerque/Main	Anderson Schools of Management	MBA Business Administration	Marisa A Sanchez
Albuquerque/Main	Anderson Schools of Management	MBA Business Administration	Sara R Ranney

The University of New Mexico
Summer 2015
Degree Candidates

Albuquerque/Main	Anderson Schools of Management	MBA Business Administration	Bradley B Cook
Albuquerque/Main	Anderson Schools of Management	MBA Business Administration	Effie .
Albuquerque/Main	Anderson Schools of Management	MBA Business Administration	Kayur S Shah
Albuquerque/Main	Anderson Schools of Management	MBA Business Administration	Neale C Jorgensen
Albuquerque/Main	Anderson Schools of Management	MBA Business Administration	Robert .
Albuquerque/Main	Anderson Schools of Management	MBA Business Administration	Paul R Carbajal
Albuquerque/Main	Anderson Schools of Management	MBA Business Administration	William H Nicholson
Albuquerque/Main	Anderson Schools of Management	MBA Business Administration	Ann .
Albuquerque/Main	Anderson Schools of Management	MBA Business Administration	Thea .
Albuquerque/Main	Anderson Schools of Management	MBA Business Administration	Heather M Giovannacci
Albuquerque/Main	Anderson Schools of Management	MBA Business Administration	Ryan B Bond
Albuquerque/Main	Anderson Schools of Management	MBA Business Administration	Juan M Cenicerros
Albuquerque/Main	Anderson Schools of Management	MBA Business Administration	Steven .
Albuquerque/Main	Anderson Schools of Management	MBA Business Administration	Dinah G Tolley
Albuquerque/Main	Anderson Schools of Management	MBA Business Administration	Lasha R Boyden
Albuquerque/Main	Anderson Schools of Management	MBA Business Administration	Corina .
Albuquerque/Main	Anderson Schools of Management	MBA Business Administration	Brian E Mikelson
Albuquerque/Main	Anderson Schools of Management	MBA Business Administration	Matthew W Wylie
Albuquerque/Main	Anderson Schools of Management	MBA Business Administration	Sagi .
Albuquerque/Main	Anderson Schools of Management	MBA Business Administration	Kevin E McMahon
Albuquerque/Main	Anderson Schools of Management	MBA Business Administration	Rameez .
Albuquerque/Main	Anderson Schools of Management	MBA Business Administration	Donald C Williams
Albuquerque/Main	Anderson Schools of Management	MBA Business Administration	Taylor J Trodden
Albuquerque/Main	Anderson Schools of Management	MBA Business Administration	Daniel E Sullivan-Moore
Albuquerque/Main	Anderson Schools of Management	MBA Business Administration	Evan P Hepner
Albuquerque/Main	Graduate Programs	MCRP Community & Regional Plan	Leonard .
Albuquerque/Main	Graduate Programs	MCRP Community & Regional Plan	Jordan O James
Albuquerque/Main	Graduate Programs	MCRP Community & Regional Plan	Arnett .
Albuquerque/Main	Graduate Programs	MCRP Community & Regional Plan	Patricia A Kent
Albuquerque/Main	Graduate Programs	MCRP Community & Regional Plan	Christopher .
Albuquerque/Main	Graduate Programs	MCRP Community & Regional Plan	Elisa G Pintor
Albuquerque/Main	Graduate Programs	MEME Manufacturing Engineering	Fahad M Alhamad
Albuquerque/Main	Graduate Programs	MEME Manufacturing Engineering	Solomon C Ezeiruaku
Albuquerque/Main	Graduate Programs	MFA Art Studio	Russell A Bauer
Albuquerque/Main	Graduate Programs	MFA Art Studio	Chad M Waples
Albuquerque/Main	Graduate Programs	MFA Art Studio	Kristin L Calhoun
Albuquerque/Main	Graduate Programs	MFA Art Studio	Rachel M McCaulley
Albuquerque/Main	Graduate Programs	MFA Creative Writing	Lucy K Burns
Albuquerque/Main	Graduate Programs	MFA Creative Writing	Jill A Dehnert
Albuquerque/Main	Graduate Programs	MLA Landscape Architecture	Juan A Merino Lom
Albuquerque/Main	Graduate Programs	MMU Music	Anna M Perea
Albuquerque/Main	Graduate Programs	MMU Music	Jennifer E Perez
Albuquerque/Main	Graduate Programs	MMU Music	Heidi L Jensen
Albuquerque/Main	Graduate Programs	MMU Music	Emily J Taylor
Albuquerque/Main	Graduate Programs	MMU Music	Sterling H Fry
Albuquerque/Main	Graduate Programs	MMU Music	Trisha M Davidian
Albuquerque/Main	Graduate Programs	MMU Music	Barbora .
Albuquerque/Main	Graduate Programs	MMU Music	Sigrid A Karlstrom
Albuquerque/Main	Graduate Programs	MMU Music	Micheal Angelo R Munoz
Albuquerque/Main	Graduate Programs	MMU Music	Erin R Rolan
Albuquerque/Main	Graduate Programs	MMU Music	Wojciech .
Albuquerque/Main	Graduate Programs	MMU Music	Katherine E Haynes
Albuquerque/Main	Graduate Programs	MMU Music	Jonathan R Keplinger
Albuquerque/Main	Graduate Programs	MOT Occupational Therapy	Roxanna N Momeni
Albuquerque/Main	Graduate Programs	MPA Public Administration	Earle C Dixon
Albuquerque/Main	Graduate Programs	MPA Public Administration	Thomas C Fitzgerald
Albuquerque/Main	Graduate Programs	MPA Public Administration	Muhammad I Hussain

The University of New Mexico
Summer 2015
Degree Candidates

Albuquerque/Main	Graduate Programs	MPH Public Health	Calvin P Boyd
Albuquerque/Main	Graduate Programs	MPH Public Health	Desirae L Woods
Albuquerque/Main	Graduate Programs	MS Architecture	Brieanna R Waggoner
Albuquerque/Main	Graduate Programs	MS Architecture	Kameron J Baumgardner
Albuquerque/Main	Graduate Programs	MS Biology	Winifred S Whiteman-Jennings
Albuquerque/Main	Graduate Programs	MS Biology	Adam D Collins
Albuquerque/Main	Graduate Programs	MS Biology	Carl J Schmitt
Albuquerque/Main	Graduate Programs	MS Biology	Ashley A DeAgüero
Albuquerque/Main	Graduate Programs	MS Biology	Lindsey C Kaufman
Albuquerque/Main	Graduate Programs	MS Biology	Kimberly L Fike
Albuquerque/Main	Graduate Programs	MS Biology	Lucille B Packard
Albuquerque/Main	Graduate Programs	MS Biomedical Engineering	Jennifer M Fetzter
Albuquerque/Main	Graduate Programs	MS Biomedical Engineering	Andrew .
Albuquerque/Main	Graduate Programs	MS Biomedical Sciences	Emily N Schneider
Albuquerque/Main	Graduate Programs	MS Biomedical Sciences	Alireza B Esfahane
Albuquerque/Main	Graduate Programs	MS Biomedical Sciences	Ramsey C Tate
Albuquerque/Main	Graduate Programs	MS Biomedical Sciences	Michelle R Chungtuycó
Albuquerque/Main	Graduate Programs	MS Civil Engineering	Michelle D Miller
Albuquerque/Main	Graduate Programs	MS Civil Engineering	Magdalena A Sims
Albuquerque/Main	Graduate Programs	MS Civil Engineering	Steven P Gomez
Albuquerque/Main	Graduate Programs	MS Civil Engineering	Aubrey C Eckert-Gallup
Albuquerque/Main	Graduate Programs	MS Computer Engineering	Akshay S Vaidya
Albuquerque/Main	Graduate Programs	MS Computer Engineering	Amanda M Bonnie
Albuquerque/Main	Graduate Programs	MS Computer Engineering	Mustafa A Al Mashhadani
Albuquerque/Main	Graduate Programs	MS Computer Engineering	Sikai .
Albuquerque/Main	Graduate Programs	MS Computer Engineering	Husain .
Albuquerque/Main	Graduate Programs	MS Computer Engineering	Michael .
Albuquerque/Main	Graduate Programs	MS Computer Engineering	Yuxing .
Albuquerque/Main	Graduate Programs	MS Computer Engineering	Gary L Sandine
Albuquerque/Main	Graduate Programs	MS Computer Science	Shiva Hima Satwick .
Albuquerque/Main	Graduate Programs	MS Computer Science	Geetha .
Albuquerque/Main	Graduate Programs	MS Computer Science	Dean .
Albuquerque/Main	Graduate Programs	MS Earth & Planetary Sciences	Alexandra C Pickel
Albuquerque/Main	Graduate Programs	MS Earth & Planetary Sciences	Lauren J Vargo
Albuquerque/Main	Graduate Programs	MS Earth & Planetary Sciences	Samantha L Cafferky
Albuquerque/Main	Graduate Programs	MS Earth & Planetary Sciences	Lindsay A Ross
Albuquerque/Main	Graduate Programs	MS Electrical Engineering	Robb F Thomas
Albuquerque/Main	Graduate Programs	MS Electrical Engineering	Naresh .
Albuquerque/Main	Graduate Programs	MS Electrical Engineering	Rajesh .
Albuquerque/Main	Graduate Programs	MS Electrical Engineering	Rahul .
Albuquerque/Main	Graduate Programs	MS Geography	Willard B Hunter
Albuquerque/Main	Graduate Programs	MS Health Education	Victoria A Torres
Albuquerque/Main	Anderson Schools of Management	MS Info Systems & Assurance	Asjha U Stus
Albuquerque/Main	Anderson Schools of Management	MS Info Systems & Assurance	Michael B Zanussi
Albuquerque/Main	Graduate Programs	MS Mathematics	Anthony A Ortiz
Albuquerque/Main	Graduate Programs	MS Mechanical Engineering	Jon-Claude .
Albuquerque/Main	Graduate Programs	MS Mechanical Engineering	Sai K Uppu
Albuquerque/Main	Graduate Programs	MS Mechanical Engineering	Gregory M Flint
Albuquerque/Main	Graduate Programs	MS Mechanical Engineering	Andrew B Porteous
Albuquerque/Main	Graduate Programs	MS Mechanical Engineering	Robert D Habbit
Albuquerque/Main	Graduate Programs	MS Nuclear Engineering	David A Pease
Albuquerque/Main	Graduate Programs	MS Nutrition	Meghan C Womack
Albuquerque/Main	Graduate Programs	MS Nutrition	Cara J Garner
Albuquerque/Main	Graduate Programs	MS Optical Sci & Engineering	Zengming .
Albuquerque/Main	Graduate Programs	MS Optical Sci & Engineering	Zahra .
Albuquerque/Main	Graduate Programs	MS Optical Sci & Engineering	Md Mottaleb .
Albuquerque/Main	Graduate Programs	MS Optical Sci & Engineering	Anabil .

The University of New Mexico
Summer 2015
Degree Candidates

Albuquerque/Main	Graduate Programs	MS Pharmaceutical Science	Shikhar .
Albuquerque/Main	Graduate Programs	MS Physical Education	Mary Rachel .
Albuquerque/Main	Graduate Programs	MS Physical Education	Nicholas D Medina
Albuquerque/Main	Graduate Programs	MS Physical Education	Nathan H Cole
Albuquerque/Main	Graduate Programs	MS Physical Education	Amity F Livingston
Albuquerque/Main	Graduate Programs	MS Physical Education	Kendra A Schaaf
Albuquerque/Main	Graduate Programs	MS Physical Education	Rebekah M McFann
Albuquerque/Main	Graduate Programs	MS Physical Education	Shandiin C Copeland
Albuquerque/Main	Graduate Programs	MS Physical Education	Kyle M Hickey
Albuquerque/Main	Graduate Programs	MS Physical Education	Jeremy D Dunham
Albuquerque/Main	Graduate Programs	MS Physical Education	John R Sais
Albuquerque/Main	Graduate Programs	MS Physician Assistant Studies	Leah L La Rusch
Albuquerque/Main	Graduate Programs	MS Physician Assistant Studies	Elisha K Salcido
Albuquerque/Main	Graduate Programs	MS Physician Assistant Studies	Rachel M Chandler
Albuquerque/Main	Graduate Programs	MS Physician Assistant Studies	Maria E Abeyta
Albuquerque/Main	Graduate Programs	MS Physician Assistant Studies	Jacklyn M Chavez
Albuquerque/Main	Graduate Programs	MS Physician Assistant Studies	Dana E Brown
Albuquerque/Main	Graduate Programs	MS Physician Assistant Studies	Ryan M Grange
Albuquerque/Main	Graduate Programs	MS Physician Assistant Studies	Leslie .
Albuquerque/Main	Graduate Programs	MS Physician Assistant Studies	Candace C Miller
Albuquerque/Main	Graduate Programs	MS Physician Assistant Studies	Bonnie A Jariwala
Albuquerque/Main	Graduate Programs	MS Physician Assistant Studies	Stephen R Soltero
Albuquerque/Main	Graduate Programs	MS Physician Assistant Studies	Michelle B Garcia
Albuquerque/Main	Graduate Programs	MS Physician Assistant Studies	James N Baker
Albuquerque/Main	Graduate Programs	MS Physician Assistant Studies	Victoria C McCoskey
Albuquerque/Main	Graduate Programs	MS Physician Assistant Studies	Samantha .
Albuquerque/Main	Graduate Programs	MS Physician Assistant Studies	Laura A McCutcheon
Albuquerque/Main	Graduate Programs	MS Physician Assistant Studies	Matthew R Keeran
Albuquerque/Main	Graduate Programs	MS Physics	Ezad .
Albuquerque/Main	Graduate Programs	MS Physics	Paolo L Di Lorenzo
Albuquerque/Main	Graduate Programs	MS Psychology	Aaron P Jones
Albuquerque/Main	Graduate Programs	MS Psychology	Nicholas M Grebe
Albuquerque/Main	Graduate Programs	MS Psychology	Adrienne .
Albuquerque/Main	Graduate Programs	MS Psychology	Christy .
Albuquerque/Main	Graduate Programs	MS Speech-Language Pathology	Lindsay M Mansfield
Albuquerque/Main	Graduate Programs	MS Speech-Language Pathology	Jennifer K Romero
Albuquerque/Main	Graduate Programs	MS Speech-Language Pathology	Deeana L Sanchez
Albuquerque/Main	Graduate Programs	MS Speech-Language Pathology	Hannah C Hughes
Albuquerque/Main	Graduate Programs	MS Speech-Language Pathology	Carla C Griego
Albuquerque/Main	Graduate Programs	MS Speech-Language Pathology	Marcella S Baileys
Albuquerque/Main	Graduate Programs	MS Speech-Language Pathology	Esther .
Albuquerque/Main	Graduate Programs	MS Speech-Language Pathology	Madeline G Laski
Albuquerque/Main	Graduate Programs	MS Speech-Language Pathology	Natalie E Brooks
Albuquerque/Main	Graduate Programs	MS Speech-Language Pathology	Kelsey .
Albuquerque/Main	Graduate Programs	MS Speech-Language Pathology	Hayden E Rector
Albuquerque/Main	Graduate Programs	MS Speech-Language Pathology	Daniela C Sisneros
Albuquerque/Main	Graduate Programs	MS Speech-Language Pathology	Brian E Baker
Albuquerque/Main	Graduate Programs	MS Statistics	Tamara .
Albuquerque/Main	Graduate Programs	MS Statistics	Nathaniel B Crouse
Albuquerque/Main	Graduate Programs	MS Statistics	Yuridia L Leyva
Albuquerque/Main	Graduate Programs	MWR Water Resources	Brian M Iacona
Albuquerque/Main	Graduate Programs	MWR Water Resources	Schuyler A Smith
Albuquerque/Main	Graduate Programs	MWR Water Resources	Christopher .
Albuquerque/Main	Graduate Programs	PDCERT Hist Preserv & Region	Rebekah C Bellum
Albuquerque/Main	Graduate Programs	PHD Anthropology	Roberto A Herrera
Albuquerque/Main	Graduate Programs	PHD Anthropology	Hannah V Mattson
Albuquerque/Main	Graduate Programs	PHD Art History	Shana .

The University of New Mexico
Summer 2015
Degree Candidates

Albuquerque/Main	Graduate Programs	PHD Art History	Gustavo A Larach
Albuquerque/Main	Graduate Programs	PHD Biology	Tatiana P Flanagan
Albuquerque/Main	Graduate Programs	PHD Biology	Daniel R Colman
Albuquerque/Main	Graduate Programs	PHD Biology	Lijing .
Albuquerque/Main	Graduate Programs	PHD Biology	Ramesh .
Albuquerque/Main	Graduate Programs	PHD Biology	Trevor S Fristoe
Albuquerque/Main	Graduate Programs	PHD Biology	Natalie A Wright
Albuquerque/Main	Graduate Programs	PHD Biology	Joseph R Burger
Albuquerque/Main	Graduate Programs	PHD Biology	Tyler J Pilger
Albuquerque/Main	Graduate Programs	PHD Biomedical Sciences	Seth M Daly
Albuquerque/Main	Graduate Programs	PHD Biomedical Sciences	Jenna M Lilyquist
Albuquerque/Main	Graduate Programs	PHD Biomedical Sciences	Veronica R Bruce
Albuquerque/Main	Graduate Programs	PHD Biomedical Sciences	Cheryl A Sensibaugh
Albuquerque/Main	Graduate Programs	PHD Chemistry	Sarah E Toews Keating
Albuquerque/Main	Graduate Programs	PHD Chemistry	Lucas R Zimney
Albuquerque/Main	Graduate Programs	PHD Chemistry	Chunliang .
Albuquerque/Main	Graduate Programs	PHD Communication	Arthur A Aguirre
Albuquerque/Main	Graduate Programs	PHD Communication	Chad L Perry
Albuquerque/Main	Graduate Programs	PHD Counselor Education	Neil P Rigsbee
Albuquerque/Main	Graduate Programs	PHD Counselor Education	Megan J Speciale
Albuquerque/Main	Graduate Programs	PHD Economics	Tunay .
Albuquerque/Main	Graduate Programs	PHD Economics	Heidi M Pitts
Albuquerque/Main	Graduate Programs	PHD Engineering	Damon J Burnett
Albuquerque/Main	Graduate Programs	PHD Engineering	Timothy M Schriener
Albuquerque/Main	Graduate Programs	PHD Engineering	Mark A Harris
Albuquerque/Main	Graduate Programs	PHD Engineering	Md R Islam
Albuquerque/Main	Graduate Programs	PHD Engineering	Viswanath .
Albuquerque/Main	Graduate Programs	PHD Engineering	Arthur .
Albuquerque/Main	Graduate Programs	PHD English	Annarose .
Albuquerque/Main	Graduate Programs	PHD English	Nicholas P Schwartz
Albuquerque/Main	Graduate Programs	PHD English	Lisa .
Albuquerque/Main	Graduate Programs	PHD History	Jason A Strykowski
Albuquerque/Main	Graduate Programs	PHD History	Donna P Peterson
Albuquerque/Main	Graduate Programs	PHD History	William R Veeder
Albuquerque/Main	Graduate Programs	PHD History	Jordan B Walters
Albuquerque/Main	Graduate Programs	PHD Lang,Lit& Sociocultural St	Claudia H Lombana Giraldo
Albuquerque/Main	Graduate Programs	PHD Lang,Lit& Sociocultural St	Julie A Bryant
Albuquerque/Main	Graduate Programs	PHD Mathematics	Sahitya .
Albuquerque/Main	Graduate Programs	PHD Mathematics	Ming .
Albuquerque/Main	Graduate Programs	PHD Nursing	Lori S Saiki
Albuquerque/Main	Graduate Programs	PHD Optical Sci & Engineering	Chengao .
Albuquerque/Main	Graduate Programs	PHD Org Learn & Instruct Tech	Heather D Mendoza
Albuquerque/Main	Graduate Programs	PHD Phys Ed, Sports & Ex Sci	Jenevieve L Roper
Albuquerque/Main	Graduate Programs	PHD Phys Ed, Sports & Ex Sci	Hung Sheng .
Albuquerque/Main	Graduate Programs	PHD Phys Ed, Sports & Ex Sci	Jonathan N Mike
Albuquerque/Main	Graduate Programs	PHD Physics	Roger C Ygbuhay
Albuquerque/Main	Graduate Programs	PHD Physics	Eric H Miller
Albuquerque/Main	Graduate Programs	PHD Physics	Akash V Rakholia
Albuquerque/Main	Graduate Programs	PHD Physics	Boyan .
Albuquerque/Main	Graduate Programs	PHD Physics	Matthias D Lang
Albuquerque/Main	Graduate Programs	PHD Political Science	Marina A Kingsbury
Albuquerque/Main	Graduate Programs	PHD Psychology	Jennifer A Ortiz
Albuquerque/Main	Graduate Programs	PHD Psychology	Xiaoshen .
Albuquerque/Main	Graduate Programs	PHD Psychology	Erica E Nason
Albuquerque/Main	Graduate Programs	PHD Psychology	Brenna L Greenfield
Albuquerque/Main	Graduate Programs	PHD Psychology	Yajaira .
Albuquerque/Main	Graduate Programs	PHD Sociology	Elena A Windsong

The University of New Mexico
Summer 2015
Degree Candidates

Albuquerque/Main
Albuquerque/Main
Albuquerque/Main

Graduate Programs
Graduate Programs
Graduate Programs

PHD Spanish & Portuguese
PHD Special Education
PHD Statistics

Dora E Careaga-Coleman
Laurel A Lane
Yonghua .

Academic Affairs Dashboards

Regent's Academic/Student Affairs & Research Committee

September 3, 2015

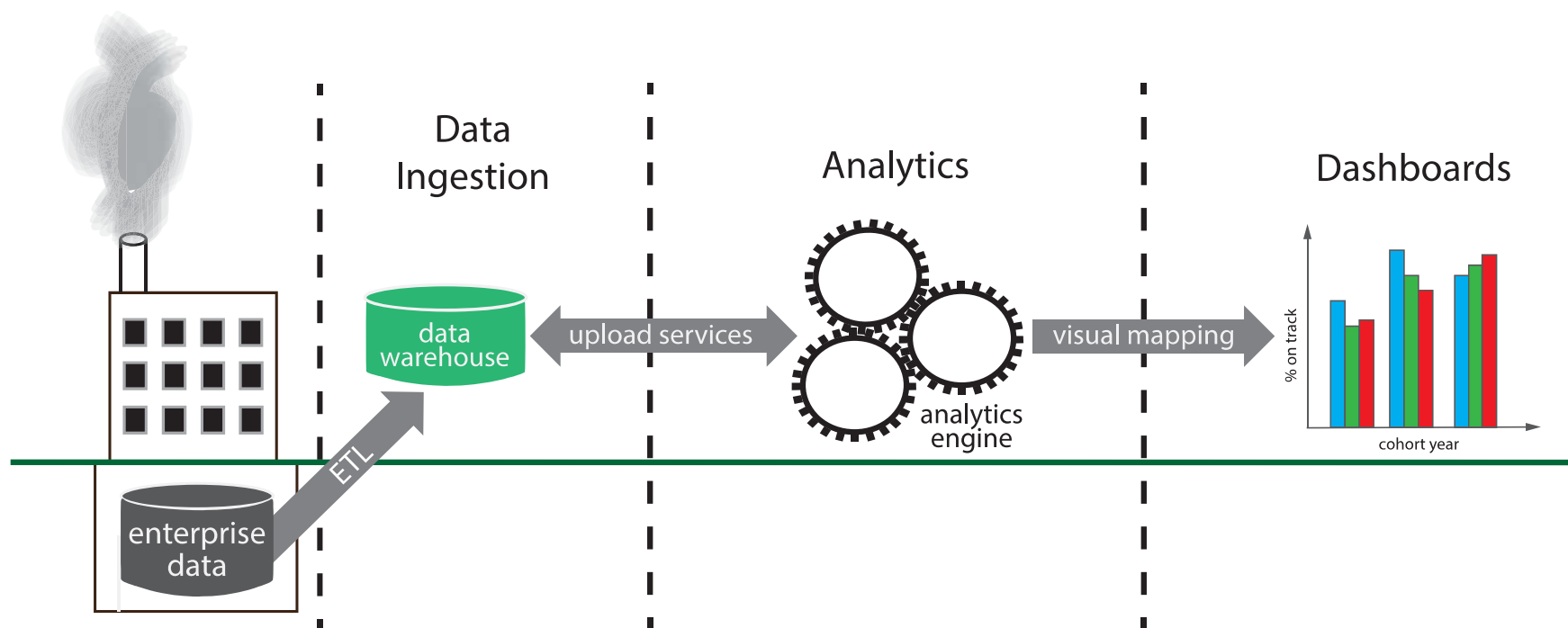
Institutional Effectiveness

We are organizing Assessment, Accreditation and Institutional Analytics under the **Office of Institutional Effectiveness**.

- No new personnel.
- Co-located within one suite in Dane Smith Hall.
- Benefits:
 - Enables “effectiveness” units to work in synergy.
 - One location for academic/administrative units to visit for institutional effectiveness needs.
 - Administrative units assessment (new effort) will be coordinated through this office.

Data/Analytics/Dashboards

In support of these effectiveness/integrity efforts, the **Academic Affairs App Team** continues to develop the underlying infrastructure that supports our emerging analytics and reporting needs.



Data/Analytics/Dashboards

These emerging capabilities will:

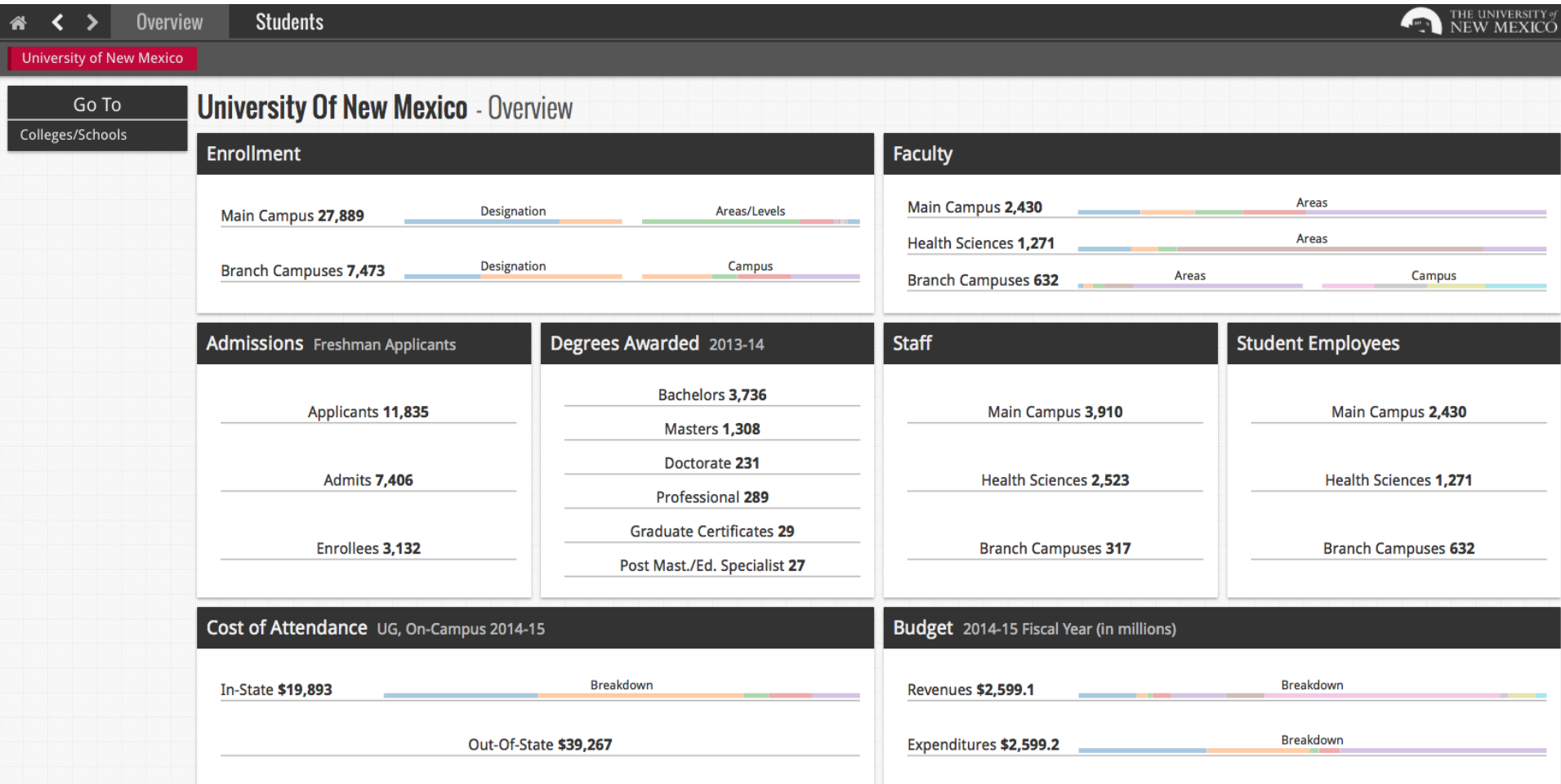
- Support the work of the Office of Institutional Effectiveness.
- Support data-informed decision making across campus (ground discussions in facts).
- Direct deeper investigations related to student success, faculty compensation, institutional efficiencies, etc.
- Provide KPIs, metrics and targets for performance evaluation at all organizational levels.

Gallery of Dashboards

Provost Dashboard

- <http://informatics.unm.edu/>
- Institutional Fact Book Tab
- Student Success Metrics Tab
 - By University/College/Program
 - Degree Output by time-to-degree
 - Enrollment
 - Student Flows
- Up Next: Financial Tab, Faculty Tab

Provost Dashboard – Institutional Facts



Provost Dashboard – Success Metrics

University of New Mexico

Go To

Colleges/Schools

Filter By

Cohort Year:

- ☒ 2008
- ☐ 2007
- ☐ 2006

University Of New Mexico - Students

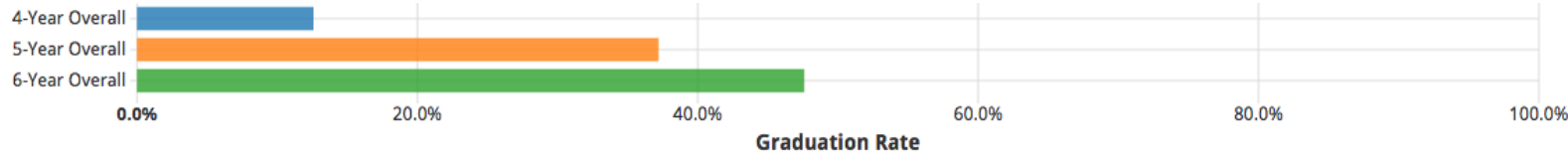
Success Metrics

Other Grad Rates

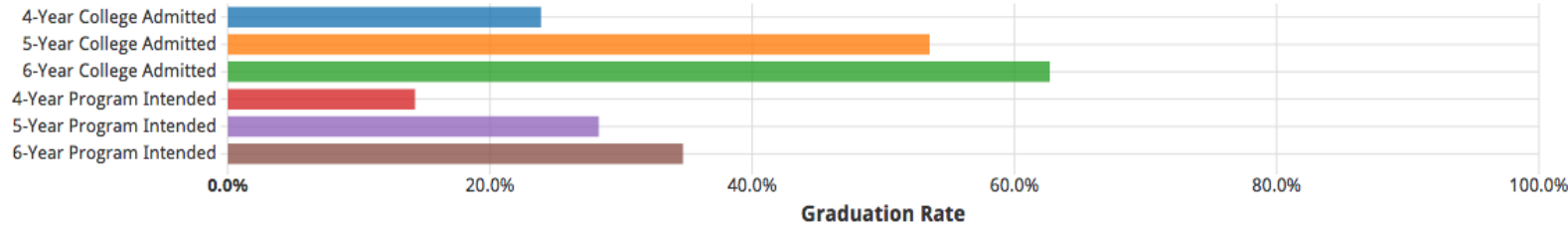
Enrollment

Flow

UNM Student Graduation Rates Overall

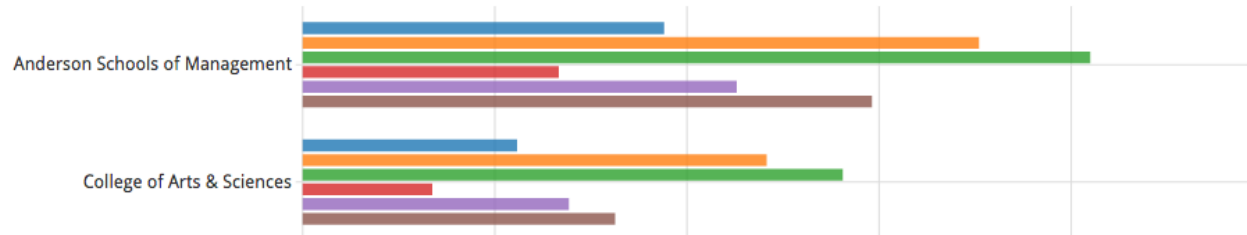


UNM Student Graduation Rates College Admitted / Program Intended



Student Graduation Rates By College College Admitted / Program Intended

Sort By: Name



Provost Dashboard – Degree Production

University of New Mexico

Go To

Colleges/Schools

University Of New Mexico - Students

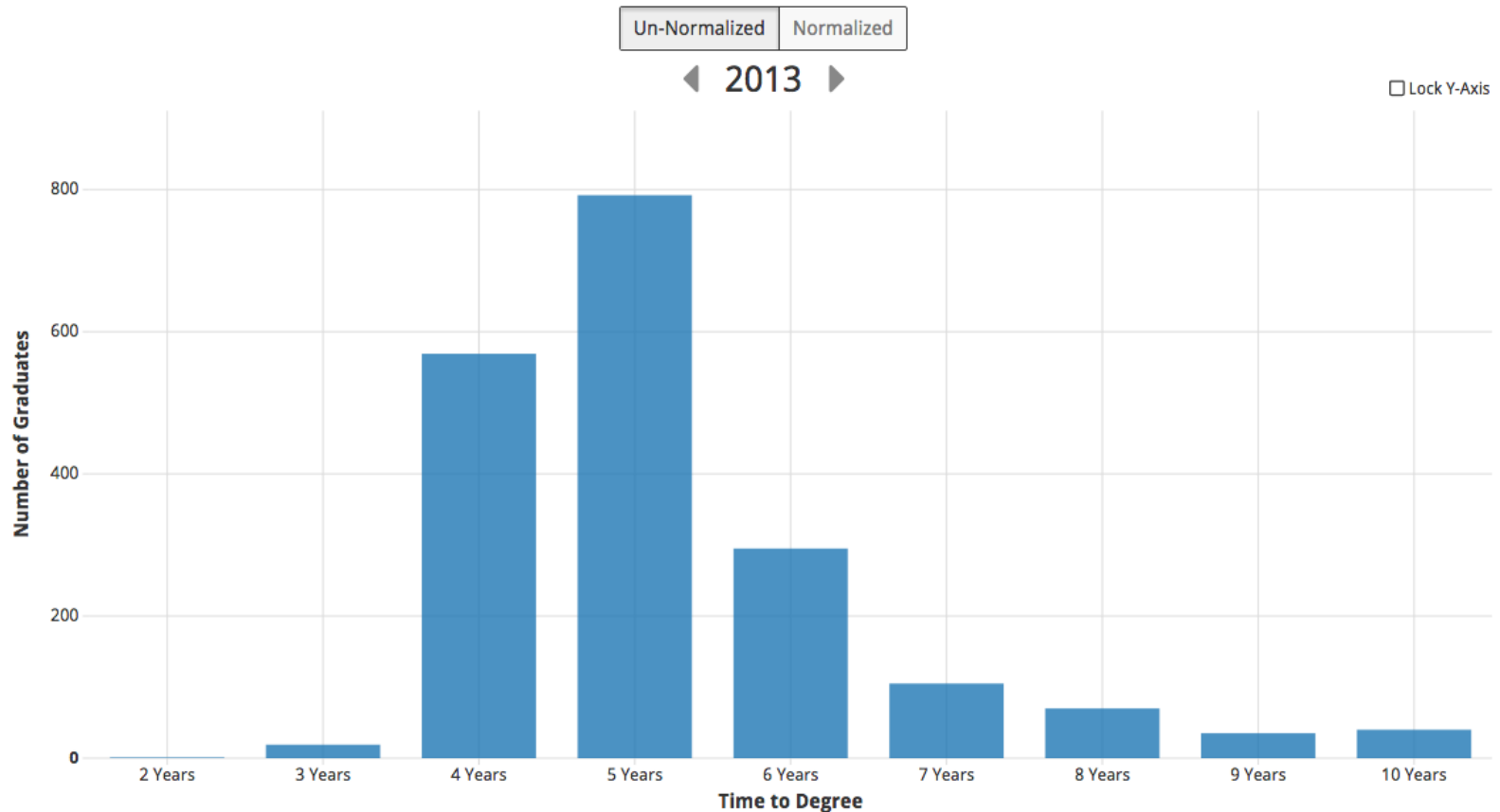
Success Metrics

Other Grad Rates

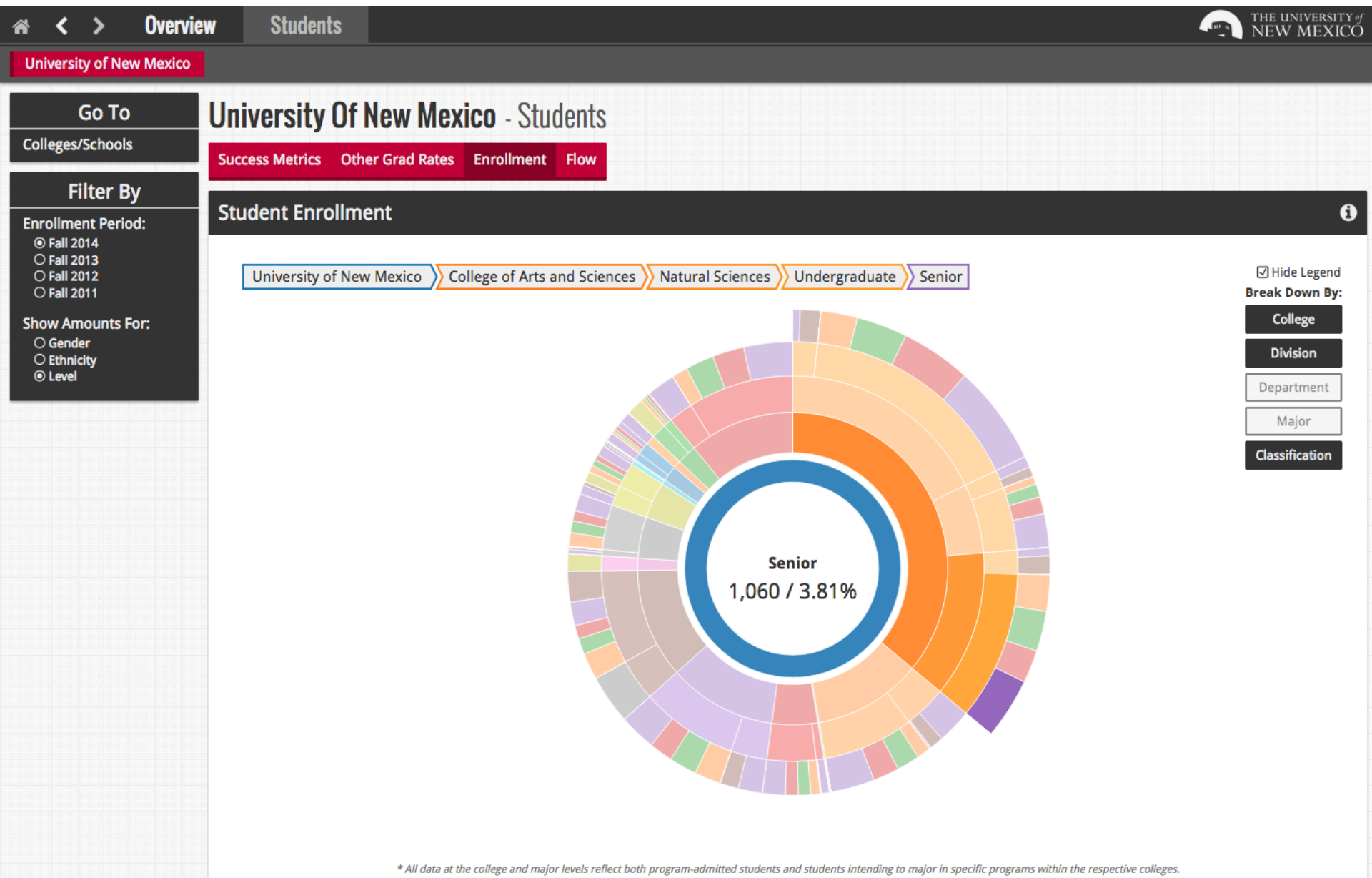
Enrollment

Flow

Graduation Rates By Time To Degree



Provost Dashboard – Enrollment



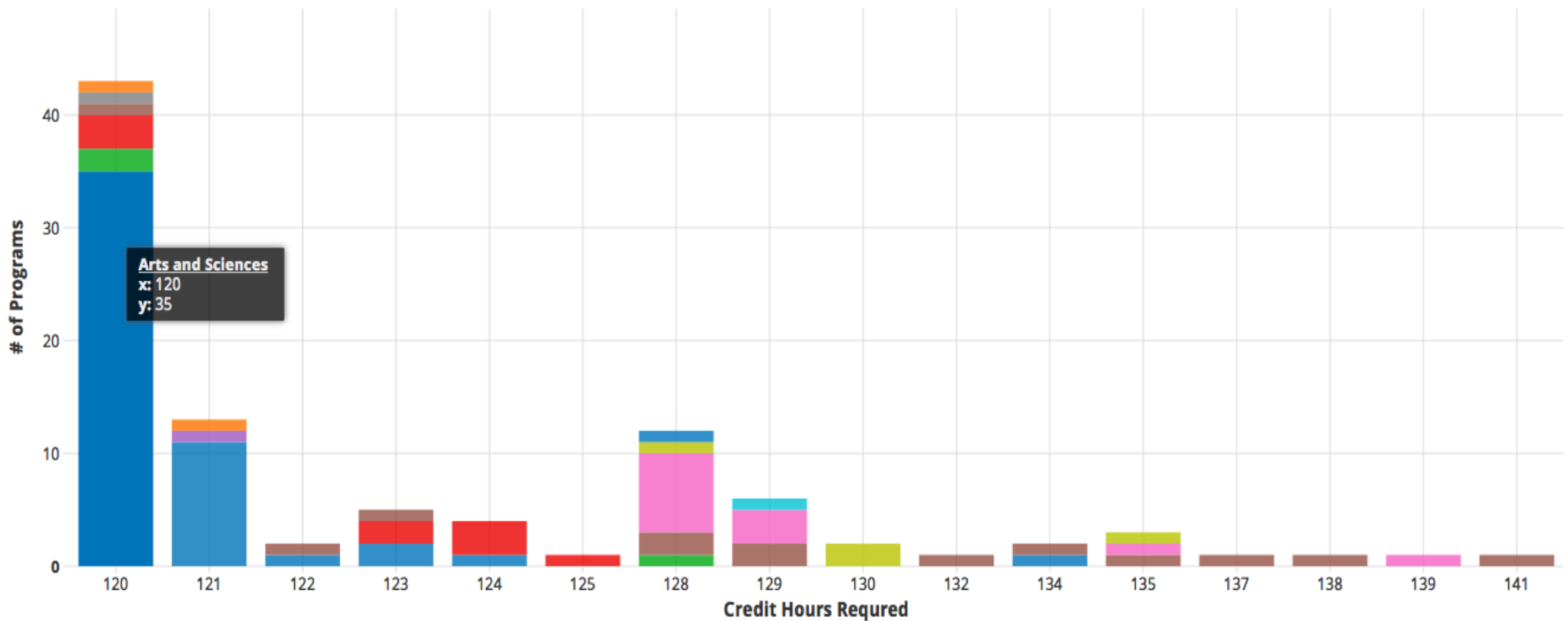
Provost Dashboard – 120 CH Degrees

Program Credit Hours By College

Total Change

☒ Stack Bars

Arts and Sciences Architecture and Planning University Studies Engineering Library Education Fine Arts
Honors Medicine Nursing Management

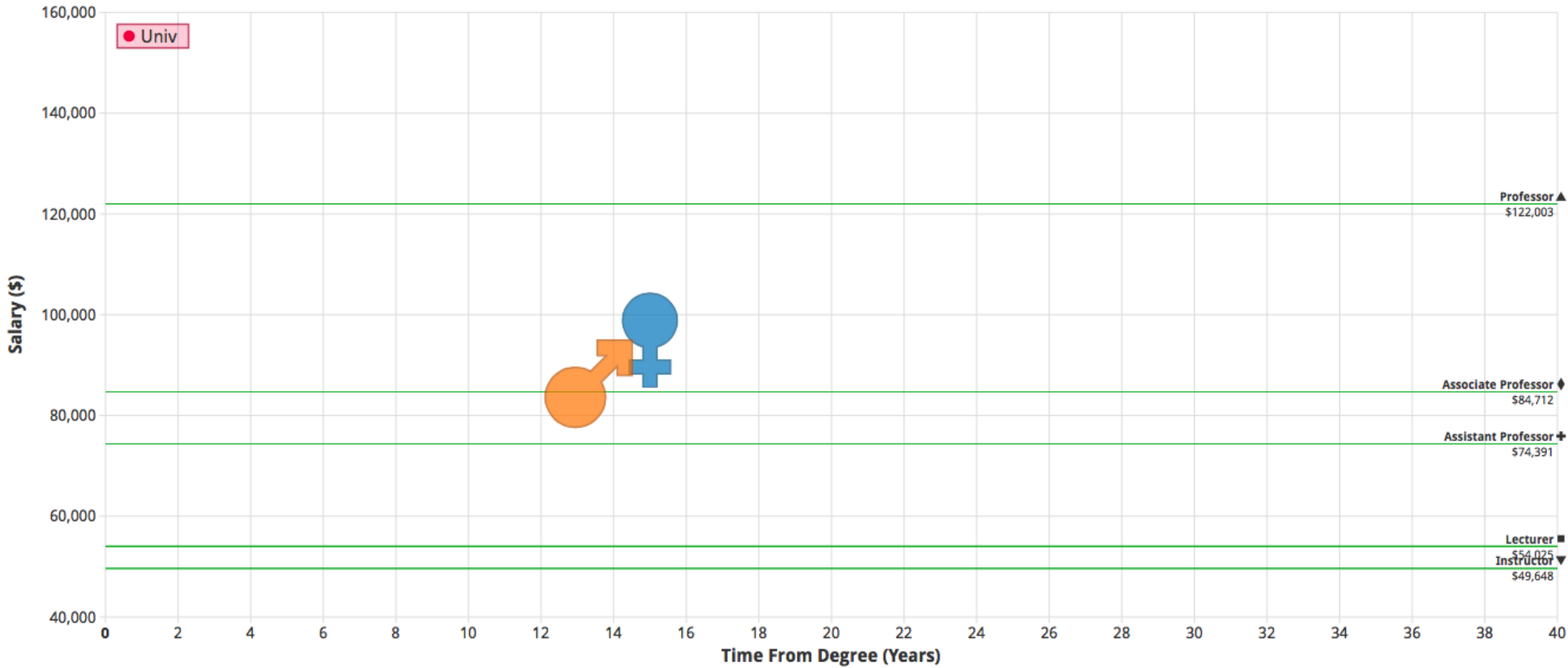


Provost Dashboard – Salary Equity

☒ Lock Y-Axis ☒ Lock X-Axis

● University of New Mexico ● Carnegie Peers (Very High Research Activity) ○ National Peers (Flagship Institutions) ○ NM HED Peers

● Univ



[Name](#)

Univ

[Rank](#)

Prof

[Degree Year](#)

1999 2000

[Gender](#)

F

[Department](#)

SOC

[Discipline](#)

Economics

[2014-15](#)

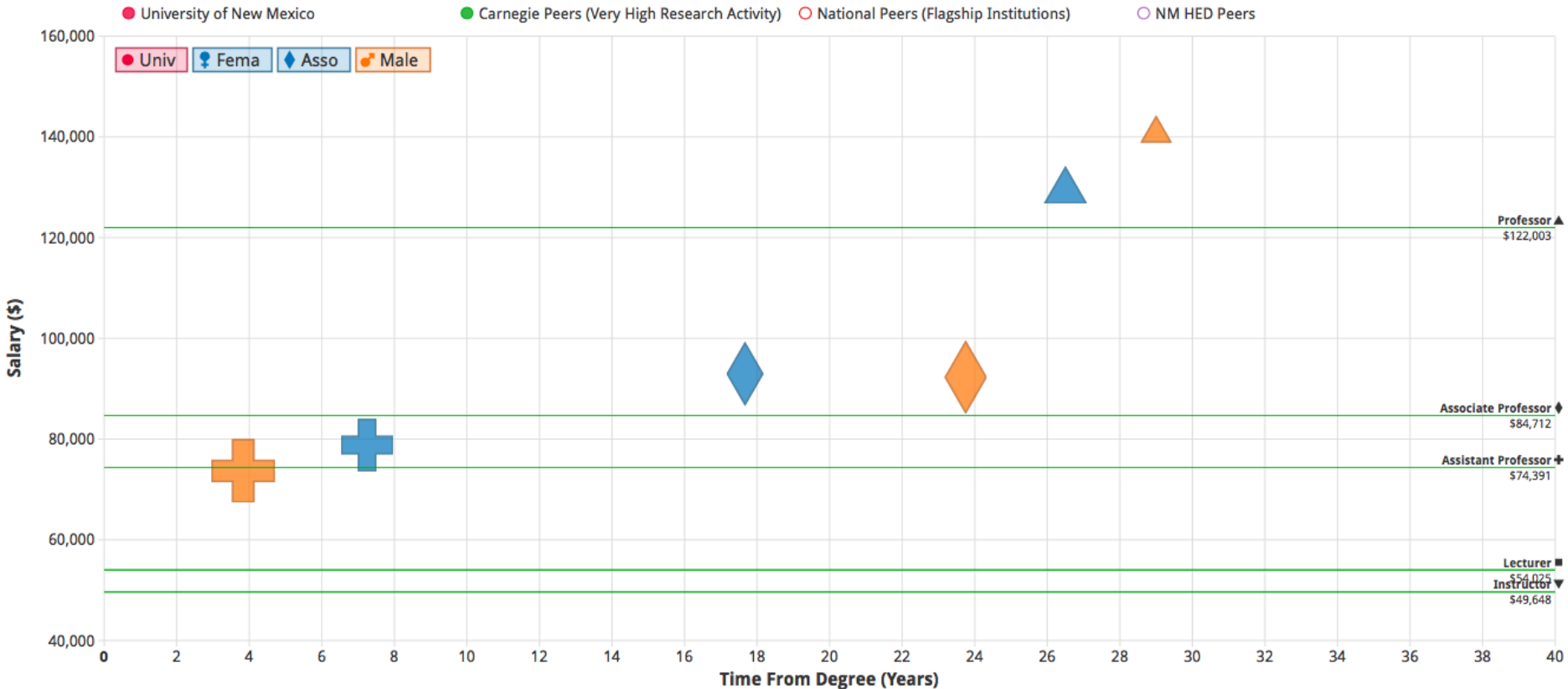
100000

[2015-16](#)

100000

Provost Dashboard – Salary Equity

☒ Lock Y-Axis ☒ Lock X-Axis



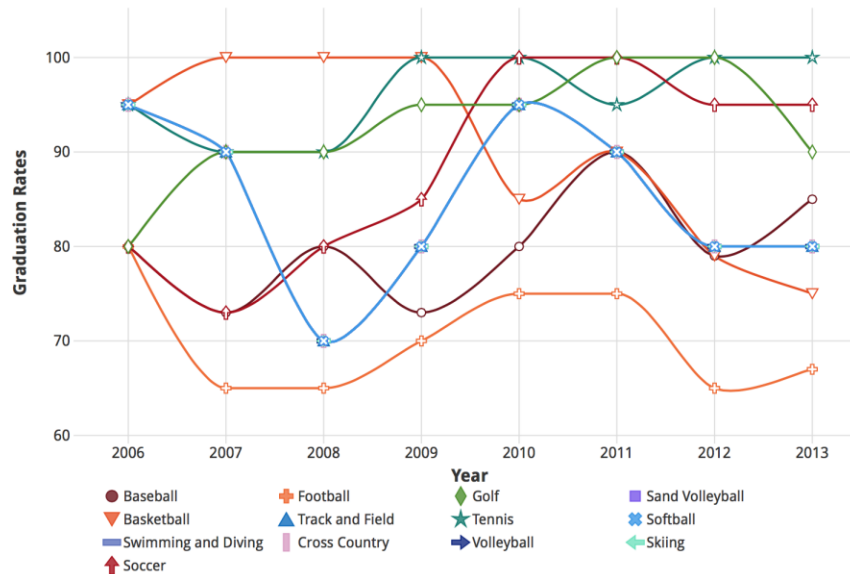
Name	Rank	Degree Year	Gender	Department	Discipline	2014-15	2015-16
Jane	Prof	1990..2000	F	SOC	Economics	..100000	..100000

Provost Dashboard – Athletics

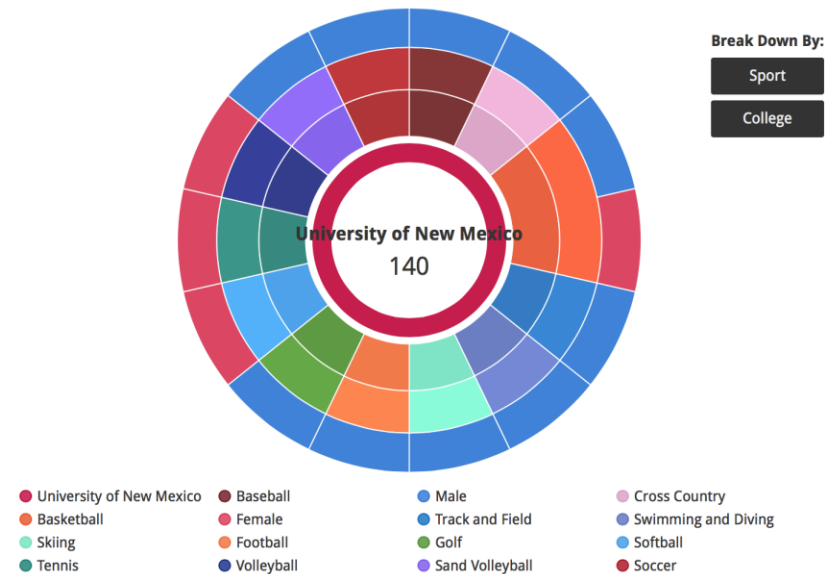
UNM Athletics - Student Eligibility Dashboard



4-Year Graduation Rate by Year



UNM Sports



*Dashboard is displaying fake data

Provost Dashboard – Athletics

UNM Athletics - Student Eligibility Dashboard



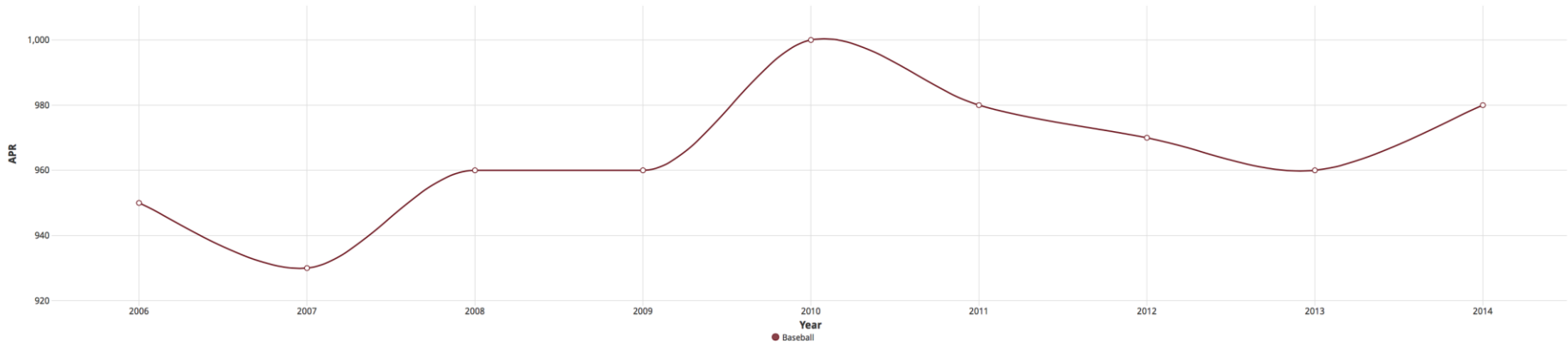
Soccer

APR
19

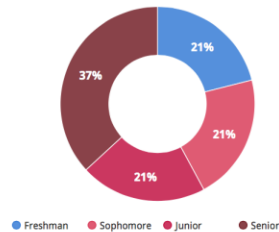
STUDENTS
19

AVERAGE GPA
3.56

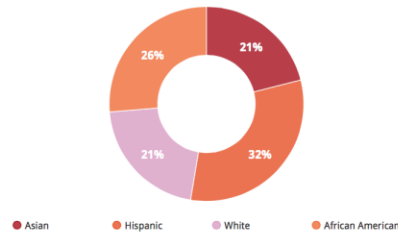
APR by Year



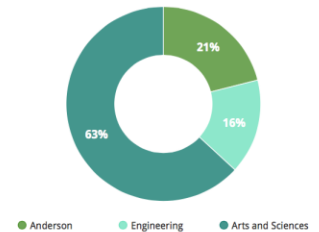
Classification



Ethnicity



College



Student ID	Name	Gender	Classification	Ethnicity	GPA
10..20 ~50	Jane	F	Freshman	asian	3.5
1111111	Smith, John	M	Freshman	Asian	3.50
5111115	Doe, John	M	Freshman	Asian	3.50

*Dashboard is displaying fake data

NM HED – Degree ROI

✦ New Mexico Graduate Workforce ✦

Graduation Year: 2008-09

☒ All Institutions

☒ All CIP Groups

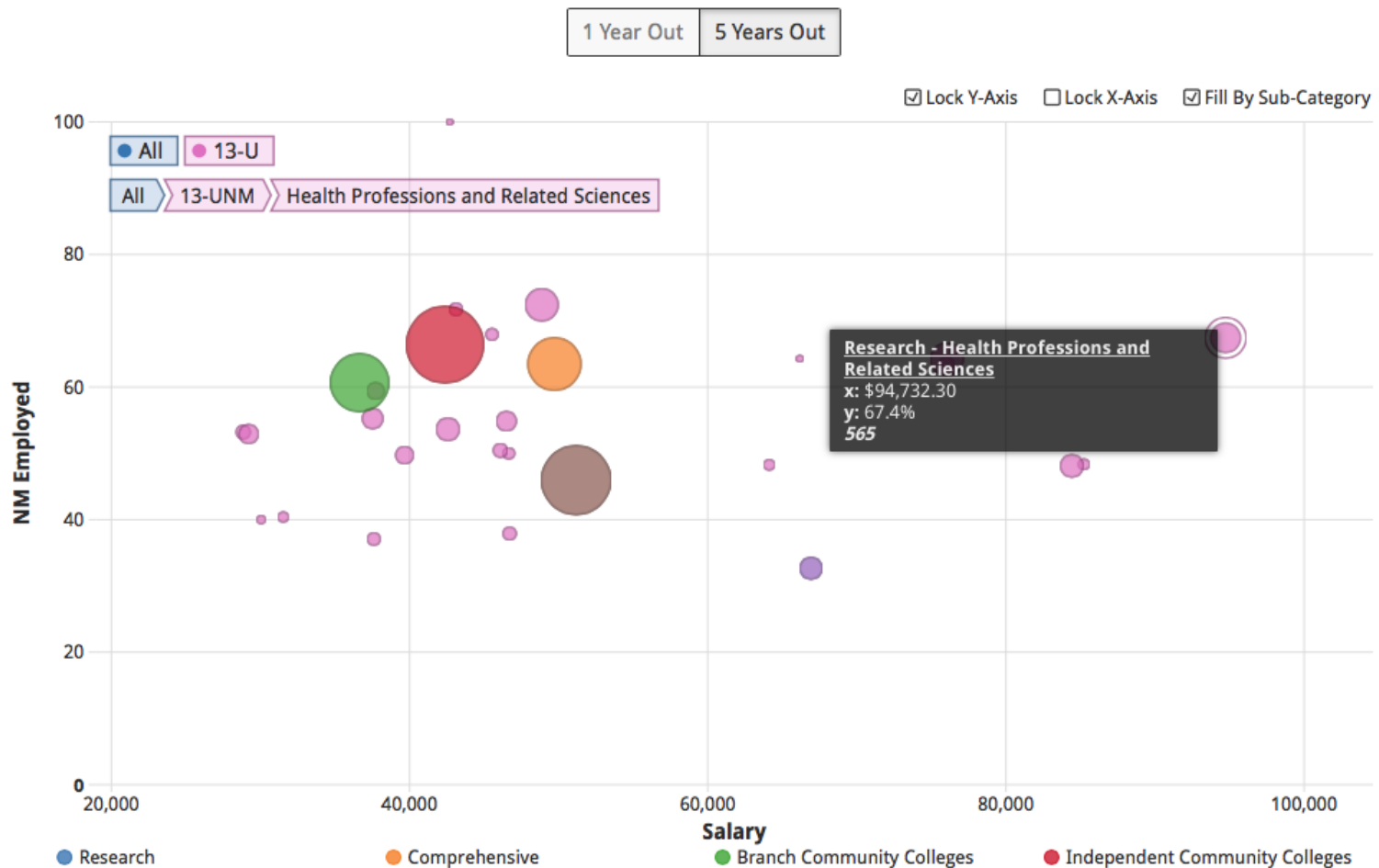
☒ All Award Levels

☐ Only STEM-H

Salary: \$0 - \$3,186,148

Award Count: 1 - 24

How many stayed and what did they make? 2008-09 Cohort



Cohort Analytics

The cohort analytics application utilizes Degree Plans and will dramatically improve our student success capabilities:

This application will enable:

- Advisors, chairs, deans and administrators to track the progress of relevant student cohorts relative to academic progress.
- Earlier insights into various metrics the regents, president, provost have asked us to track. E.g., accurately project the number of students who will graduate in four years (tuition free final semester).
- Accountability: Set and track program- and college-level success targets, measure advising efficacy.
- More accurate graduation rate projections (years in advance, rather than months in advance of required reporting).

Cohort Analytics

The application involves the integration of a number of information systems, deployed in the cloud:

- Student Data Mart – student progress data (FERPA applies).
- Degree Requirements and Degree Plans databases.
- Reasoning Engine – reasons over the aforementioned data stores.
- CAS Authentication and Authorization.
- Analytics and Interactive Dashboard Framework.

Cohort Analytics Dashboard



COLLEGE OF FINE ARTS

STUDENTS

233

AVERAGE GPA

3.42

AVERAGE CREDIT HOURS

112

AVERAGE COMPLETION

72%

This dashboard is meant to be used for cohort analytics purposes only. As the data may contain errors, it should not be used as an official audit of student progress.

EFFICIENCY RATING



70

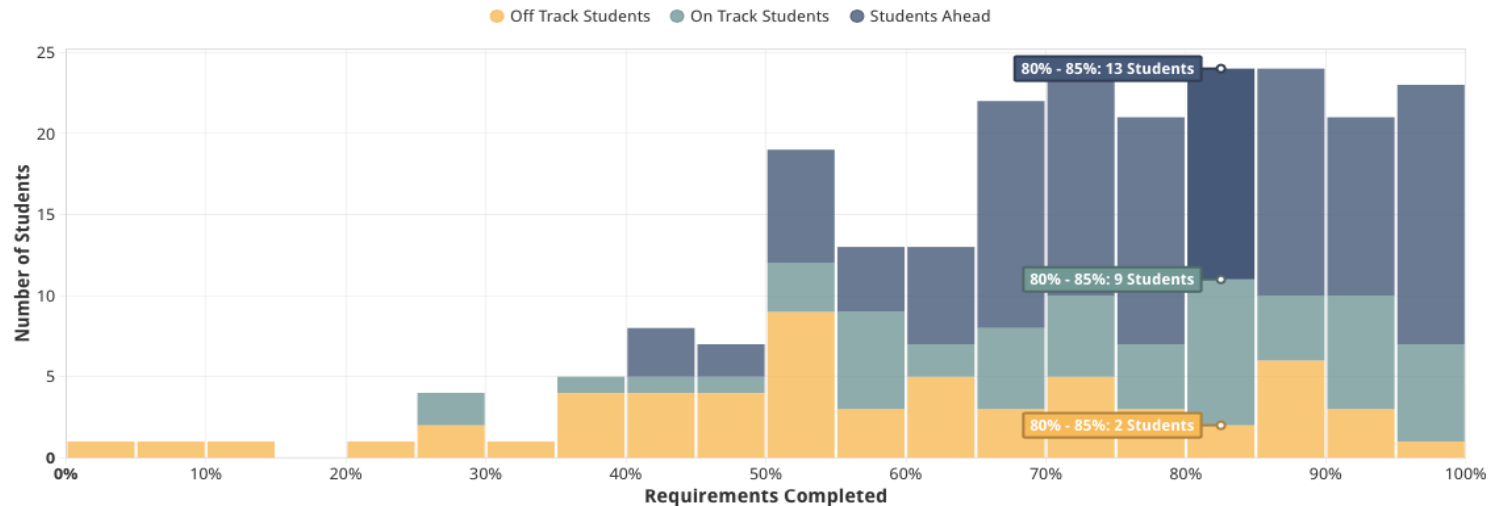
AVG CREDITS COUNTED TOWARDS DEGREE:

79

AVG CREDITS NOT COUNTED TOWARDS DEGREE

33

STUDENT PROGRESS HISTOGRAM



Cohort Analytics Dashboard



THE UNIVERSITY of
NEW MEXICO

COLLEGE OF FINE ARTS

STUD

23

14 STUDENTS IN GROUP



COMPLETION

2%

ANNE SIMPSON

Term Admitted: Fall 2012

GPA: 3.96

Credits: 92

Progress: 0.86

ANTONIO JONES

Term Admitted: Fall 2013

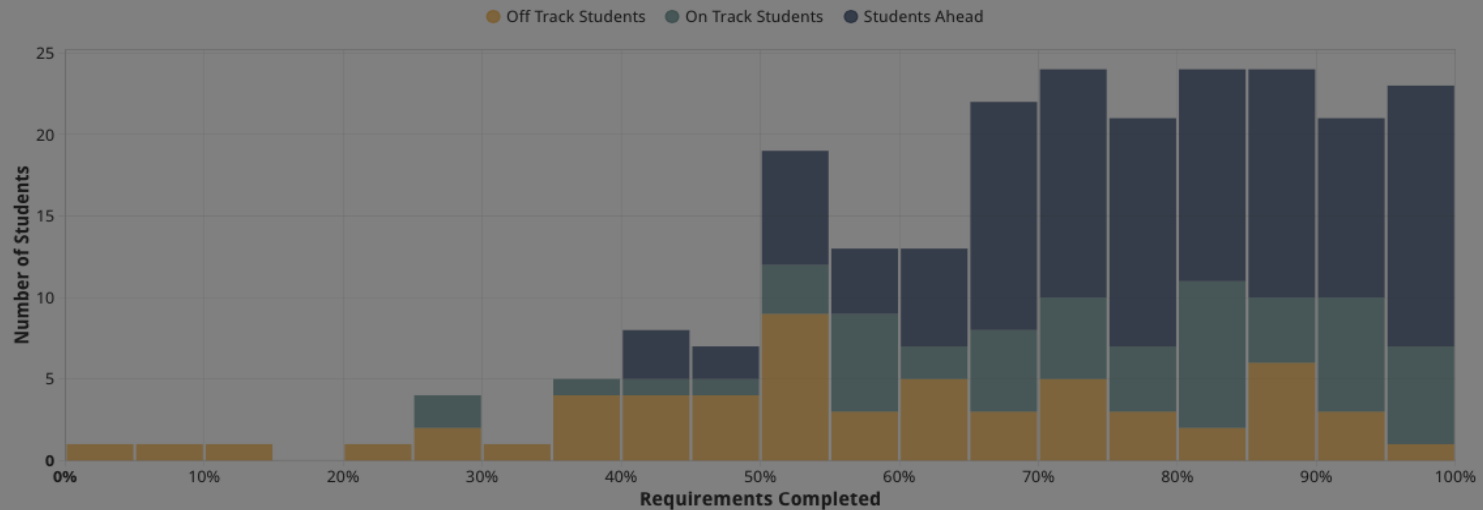
GPA: 3.43

Credits: 51

Progress: 0.86



STUDENT PROGRESS HISTOGRAM



Cohort Analytics Dashboard

ANNIE FOX

STUDENT ID: 614848266

MAJOR: Music

CONCENTRATION: N/A

ADMITTED TO UNM: Fall 2012

MINOR: N/A

ADMITTED TO PROGRAM

2012

GPA

3.44

ATTEMPTED CREDIT HOURS

84

COMPLETION

69%

This degree audit should be used for analysis and advising purposes only. This audit may contain errors, and should not be considered an official transcript.

EFFICIENCY RATING



81

CREDITS COUNTED TOWARDS DEGREE:

68

CREDITS NOT COUNTED TOWARDS DEGREE

16

REQUIREMENTS COMPLETED

✓ MUS 101	MUS 101: CR
✓ MUS 150L	MUS 150L: C+
✓ MUS 101	MUS 101: CR
✓ MUS 152L	MUS 152L: B+
✓ MUS 250	MUS 250: B
✓ HIST 101	HIST 101: B
✓ MUS 252L	MUS 252L: B
✓ HIST 102	HIST 102: A

✓ MUS 150	MUS 150: C+
✓ APMS 119	APMS 119: A-
✓ MUS 152	MUS 152: A-
✓ APMS 120	APMS 120: A
✓ MUS 250L	MUS 250L: B
✓ MUS 252	MUS 252: B
✓ ENGL 220	ENGL 220: B
✓ MUS 361	MUS 361: B-

Cohort Analytics Dashboard

REQUIREMENTS NOT COMPLETED

- ✖ ENGL 120
- ✖ APMS 219
- ✖ APMS 220
- ✖ MUS 101
- ✖ Social Behavior Science
- ✖ MUS Fine Arts Outside the Major

- ✖ MUS 101
- ✖ MUS 101
- ✖ MUS 101
- ✖ ENGL 110
- ✖ MUS Major Ensemble

COURSES NOT COUNTED

- ⓘ PSY 105: A
- ⓘ PENP 159: A+
- ⓘ PENP 158: A+
- ⓘ MUSE 195: A-
- ⓘ AMST 320: A-
- ⓘ MUS 111: B
- ⓘ MUS 112: B
- ⓘ MUS 112: C
- ⓘ MATH 111: C-
- ⓘ MUS 211: W
- ⓘ SOC 422: W

- ⓘ PENP 193: A
- ⓘ MUSE 155: A+
- ⓘ MUS 236: A-
- ⓘ HIST 300: A-
- ⓘ MATH 111: B
- ⓘ APMS 107: B
- ⓘ RELG 347: B+
- ⓘ MUS 152: C
- ⓘ MUSE 213: CR
- ⓘ MUS 152L: W
- ⓘ FREN 101: W

About the UNM Newsroom



- ◆ Managed and maintained by University Communication and Marketing (UCAM)
- ◆ Primary source for University news and information
- ◆ Delivers compelling news content to external and internal audiences, including;
 - ◆ Internal: staff, faculty, students, alumni, partners
 - ◆ External: state legislators, potential students, parents and outside news sources.
- ◆ Fulfills the University's need to provide frequent, relevant and engaging news content



News U Can Use

- ◆ Launched July 2013
- ◆ Aligned UCAM's mission with UNM2020 goals and objectives
- ◆ Replaced printed news (UNM Today), and a previous iteration of an online newsroom also titled UNM Today, to make news more accessible via technology, while cutting unnecessary printing costs
- ◆ Following the UCAM Newsroom launch, HSC adopted the same platform





Newsroom Features



3 Primary Categories

- Latest News (all audiences)
- Inside UNM (internal UNM community)
- Announcements (any audience with a campus-wide interest)

Subcategories include

- Athletics
- Economic Development
- Health Sciences Center
- For The Record (a source to correct inaccurate or unclear information.)

Other Tools and Resources

- Press Kit (a tool for journalists)
- Current Topics featuring UNM experts (e.g. elections, environmental issues, cyber security)
- In The News (list of outside news stories involving UNM)
- Events
- Photos (recent photos related to news stories)

<http://news.unm.edu/>



Measuring Success (Metrics)

- ◆ Various metrics are available to monitor site traffic including an Activity Snapshot and specific categorical page views.
- ◆ Monthly reports are generated that include overall sessions users and page views and average time spent on a page.
- ◆ Metrics Jan. 1, 2015 – Aug. 26, 2015 (current calendar year).

Sessions

227,488



Users

135,842



Pageviews

317,793



Avg. Time on Page

00:02:06



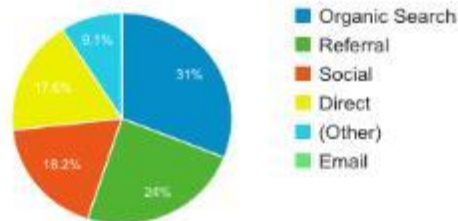


Dashboard Results



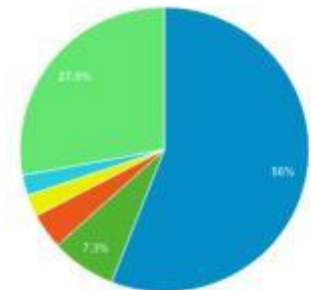
- ◆ **Total 2015 page views (current calendar year)**
- ◆ Jan. 1, 2015 – August 26, 2015 – 317,267
- ◆ Traffic by device, Desktop – 206,611; Mobile, 94,208; and Tablet, 16,974.
- ◆ Our top channels (how traffic is being driven) and audience location show:

Top Channels



Audience Location

Albuquerque-Santa Fe NM (not set) Las Vegas NV Los Angeles CA
Denver CO Other



News U Can Use

- ◆ Reporters, especially TV and Daily Lobo, regularly peruse the website looking for story ideas.
- ◆ Reporters search the website for UNM Experts on specific topics and can also use the “search” tool to get background info on past stories/events such as the DOJ investigation for context.
- ◆ NewMediaWire package offered by iPressroom enables dissemination of selected news content to more than 3,500 reporters across the United States.





The Future of the UNM Newsroom



- ◆ UCAM is well-positioned to take advantage of the online newsroom boon.
- ◆ In a 2015 survey conducted by the TEK Group, 97 percent of journalists expect organizations to have an online newsroom; while 45 percent of those journalists visit an online newsroom at least once a week.
- ◆ Newsroom audience: 61 percent believe an online newsroom should be accessible to all users. In terms of branding, 68 percent of journalists believe it's important for an online newsroom to maintain a look and feel of the organization's website.
- ◆ Newsroom elements most important to journalists: No. 1 Search functionality; No. 2 PR contacts; No. 3 News Releases; No. 4 Photos; and No. 5 Breaking News.
- ◆ To date, outside of grass roots marketing and word of mouth, UCAM has done conducted much in the way of marketing the UNM Newsroom.
- ◆ UCAM has begun initial preparations to design and implement a marketing plan designed to boost the overall exposure of the UNM Newsroom targeting more specific topical areas of interest in preparation for the upcoming "Branding" RFP.



UNM Newsroom



The University of New Mexico
UNM A-Z
StudentInfo
Faculty
myUNM
Directory
Search

Search UNM News

Categories

- Athletics
- Inside UNM
- Economic Development
- Health Sciences Center
- For the Record
- Research
- Schools and Colleges
- News Archive

For The Media

- UNM Media Contacts
- News Releases
- Advisories
- UNM Experts
- Campus Map
- Media Parking

Other News Sources

HSC Newsroom

Images

Videos

Press Kit

Download our Press Kit

University College offers freshmen Academic Community Program support

The University of New Mexico's University College has created new programs that not only assist freshmen academically in their first year, but to also help them feel empowered by their education. Academic Foundations courses are designed to help...

Talongas displays artwork at prestigious National Museum of Women in the Arts

Utilizing an artful combination that relates the interdependence of plants, animals and humans to the interrelationships of art forms through contemporary media, University of New Mexico College of Fine Arts Professor Mary Talongas, was selected to display her work, The Mercurial Dog

Freshmen explore safety and risk during New Student Orientation

The University of New Mexico's incoming freshman are gaining more information from New Student Orientation (NSO) than available academic programs and student services. NSO now includes presentations on sexual misconduct and assault, an alcohol prevention...

Current Topics

UNM faculty expert on cybersecurity and hacking - Jedidiah Crandall

Jedidiah Crandall's research focuses on cutting-edge techniques for inferring what's really going on on the Internet and in software that connects to the Internet.

UNM In The News

- Headlines for August 27
- Headlines for August 26
- Headlines for August 25
- Headlines for August 24
- Headlines for August 23
- View All

Events

- A/SS Welcome Back Social (8/27/2013)
- LAH Welcome Back Reception (8/27/2013)
- Mad Max: Fury Road - Mid-Week Movie Series (8/27/2013)
- Welcome to Me - ASUNM Southwest Film Center (8/27/2013)

UNM Newsroom



Online Enrollment Plan

Monica Orozco, Vice Provost, Extended Learning

Terry Babbitt, Associate Vice President, Enrollment Management

Goals

- Better serve non-traditional students
- Grow online enrollments in new markets

Strategy

- Launch RN to BSN with an external partner for marketing, recruiting, & student support
- Develop an internal Central Online Services infrastructure to launch & support national online programs without a partner
- Launch 2 undergraduate and 3 graduate online, degree completion programs without a partner
- Once established additional programs can be launched in quick succession

Strategy

In early planning stage for six online programs to be marketed nationally:

- RN to BSN (with a partner)
 - Chicano(a) Studies
 - Native American Studies
- Special Education Alternative Licensure
- Masters in Construction Management
- Masters in Space System Engineering

How will these programs differ from current online offerings?

- Separate program admission
- 8 week sessions
- 5-6 starts per year
- Predetermined course offering schedule
- Online tuition rate
- New model of student support
- New marketing strategies

Why do we need a partner or a new internal online services model?

- Current Extended Learning marketing budget is \$382,000
- For fully-online programs with regional or national audiences, direct marketing costs typically constitute 5% to 20% of total expected tuition value
- Marketing spend in competitive national programs can reach \$4000 per enrollment
- UNM's current marketing and student support models don't align well with the operational demands for this market

Academic Partnerships

RN to BSN

- AP is an external partner to universities offering regional or national online programs in Nursing, Education, and Business primarily
- AP invests significantly in marketing, recruiting, and student support in return for a share of tuition generated
- Responsibility for academic issues remains with the university
- Ownership of all academic content remains with the university/faculty
- All tuition/fee revenue flows directly to the university

Academic Partnerships

current partners (partial list)

- Baylor University
- UCLA
- Rice University
- University of Southern California
- University of Miami
- University of Virginia
- University of South Carolina
- University of West Florida
- University of Texas Arlington
- Florida International University
- Arkansas State University
- LSU Shreveport
- Universidad Intercontinental (Mexico)
- Fundación Universitaria de Ciencias de la Salud (Columbia)

Central Online Services Model under development

- Working with expert consultant
- Reorganization across units: eliminating some positions and expenses and adding new positions and expenses
- Central Online Services Manager
- Marketing Manager
- Student Advisors
- Customer relationship management platform
- State Authorization and ADA compliance

Planning Teams

- Marketing
- Budget
- Curriculum
- Course production/faculty development
- Compliance
- Student support services

Questions?

**KUNM Radio Board Annual Report to the Board of Regents
January 2014 - December 2014**

The KUNM Radio Board was established by the UNM Board of Regents to help resolve volunteer grievances and to make recommendations to station management on programming issues and other important station policies and practices. The KUNM Radio Board, referred to in this report as the Board, provides a vital forum where KUNM staff and volunteers as well as members of the KUNM listening community are free to voice their views and concerns at monthly meetings. It is the Board's duty, along with hearing volunteer grievances, to review the issues brought before it and to act accordingly to ensure that KUNM is operated according to the Board of Regents Policy on KUNM.

The Board operates under bylaws approved by the Board of Regents. The bylaws require that the Board prepare an annual report for the Board of Regents that covers all actions taken, concerns raised, and recommendations made. This January 2014 – December 2014 report is supported by the Board's meeting minutes, which are posted on the radio station's website.

Programming

Issues and action taken

As mentioned in the bylaws, the Board is charged with conducting a periodic and comprehensive program review of the station and sharing its findings with KUNM's management. In late 2013, the Programming Committee devised a work plan for the development of a yearlong program review to be started in 2014 and finished around the middle of 2015. Throughout 2014, the Committee members surveyed other public radio stations with similar missions as KUNM to learn how those stations approached their program review process. The Committee has been working with the assistance of management to compile data and has developed questions for focus groups, which will be conducted in early 2015. The Committee will write a high-level report that will have (1) quantitative data including market share, listener loyalty and listener utilization data; (2) qualitative data including the results of the member/listener focus groups; and (3) financial data including contribution data to KUNM.

Recommendations

The results of the Program Report will be shared with the Board of Regents and the Provost as well as the Station management, staff and volunteers. The Board will provide suggestions for improvement and looks forward to working with the station on those recommendations.

KUNM Strategic Plan

Issues and actions taken

The Strategic Plan for 2011-2015 is in its last year. The board continues to work with the Station staff, volunteers, and Board members to assume its role in the plan's implementation.

Recommendations

The Board will work on its current assignments and make inquiries with the station regarding the drafting of a new strategic plan and opportunities to more actively involve the Board.

Board Governance

Issues and actions taken

The Governance and Grievance Committee had two objectives in 2014: review the *Bylaws of the KUNM-FM Radio Board* and review the *Regents Policy on KUNM*. The Committee drafted and proposed revisions to the Bylaws. The revised Bylaws were accepted at the June 2014 meeting. Significant revisions included:

- Clarification of who could initiate comment or review of station policy or procedure by the Board;
- Incorporation of recommendations from the Membership committee to adjust terms of office to ensure staggered terms so that experienced members are always on the Board,
- Clarification of when and how Board vacancies are filled; and
- Definition of significant and major programming changes.

The revised Bylaws were submitted to the Provost for consideration in December 2014 and are awaiting approval. The *Regents Policy on KUNM* was reviewed by the Committee and no changes were recommended.

Grievances

Issues and actions taken

One of the Board's duties is to hear and decide on volunteers' grievances but no grievances were presented to the Board in 2014. New Board members must receive grievance training, as required by the KUNM Radio Board bylaws, to understand their roles in the grievance process. John Walker, an attorney and former Board member, has conducted the training in past years, but due to illness, the training was postponed until January of 2015 and conducted by Marc Robert, the Chair of the Board, who is also an attorney.

Recommendations:

The Board will develop a more systematic training protocol with accompanying presentation documents. A similar training protocol will be developed to inform KUNM volunteers of the grievance process.

Board Membership

Issues and actions taken

The Board has started looking at ways to diversify its board membership to more closely represent the demographics of the state. The Board has also worked more proactively to ensure that vacancies are filled as soon as possible and that undergraduate and graduate student representatives are seated to include younger demographics in board discussions.

Recommendations

In 2015, the Board will identify and implement strategies to more effectively recruit future board members from diverse racial and ethnic groups to better represent the population of our minority-majority state.

Fundraising

Issues and actions taken

The Board has started taking a more active role in assisting KUNM with its fundraising goals.

The Fundraising Committee initially met with the KUNM Development team to determine how the Board can assist with pledge drives, auctions, and general fundraising but more proactive action needs to be taken.

Recommendations

The Board will work with KUNM management and its development team to assist the radio station as it looks to diversify and increase its funding sources.

Board membership as of December 2014

Marc Robert, Chair	Elected (Term: April 2013 - 2015)
Armelle Casau, Vice-Chair	Provost Appointed (Term: April 2014 - 2016)
Bob Davis, Secretary	Provost Appointed (Term: April 2014 - 2016)
John Brown	Elected (Term: April 2013 - 2015)
Willis Duff	Elected (Term: April 2013 - 2015)
Brian Neal	Elected (Term: April 2013 - 2015)
Rebecca Phillips	Provost Appointed (Term: April 2014 - 2016)
Jarrett Hines-Kay	UNM Staff Appointed (Term: Sept. 2014 - 2016)
Pamela Pyle	Faculty Representative (Term: Sept. 2014 - 2016)
David Weiss	Faculty Representative (Term: July 2013 - 2015)
Pauly Denetclaw	ASUNM Representative (Term: Oct. 2014 - 2015)
Emma Grazier	ASUNM Representative (Term: Sept. 2014 - 2015)
Benjamin Jones	GPSA Representative (Term: Jan 2014 - Dec 2014)
Margaret Ramirez	KUNM Volunteer Representative (Term: Dec. 2014 - 2016)
Richard Towne	Ex Officio, General Manager

This report was prepared by the KUNM Radio Board and was reviewed and recommended for approval by KUNM Management on March 3rd, 2015. It was reviewed and approved by motion of the KUNM Radio Board also on March 3rd, 2015. It was forwarded to UNM's Senior Vice Provost for the Board of Regents' information on March , 2015.



August 28, 2015

University of New Mexico
Health Sciences Board of Directors
1 University of New Mexico
Albuquerque, New Mexico 87131

Dear Members of the HSC Board of Directors:

Please find attached the list of UNM Health Sciences Degree Candidates for the summer 2015 term for your approval.

Degree Candidate Summary

College/School	Count
College of Nursing	88
BS in Nursing	87
Doctor of Nursing Practice	1
College of Pharmacy	1
Doctor of Pharmacy	1
Graduate Programs	35
Doctor of Philosophy	5
Graduate Certificate	5
Master in Occupational Therapy	1
Master of Public Health	2
Master of Science	22
School of Medicine	14
BS Emergency Medical Services	4
BS Radiologic Sciences	7
Doctor of Medicine	3
Grand Total	138

Sincerely,

Leslie A. Morrison, MD
Vice Chancellor for
Academic Affairs
Professor of Neurology & Pediatrics



August 28, 2015

TO: Health Science Center Board of Directors
FROM: Selena Salazar, Office of the University Secretary
SUBJECT: Summer 2015 Health Science Center Degree Candidates

The Faculty Senate approved the Summer 2015 Health Science Center Degree Candidates at the August 25, 2015 Faculty Senate meeting.

Included is the list of the Summer 2015 Health Science Center Degree Candidates.

Degree Candidate Summary*

Doctoral Degree	10
Master's Degree	30
Bachelor's Degree	98
Total	138

*Final number of conferred degrees will be slightly lower due to changes in student degree status that occur until the end of the semester.

Please place this item on the next Health Science Center Board of Directors meeting agenda for consideration.

Thank you.

Attachments

UNM Health Sciences Center

College of Population Health Budget Projections
Presentation to the UNM Board of Regents – September 11, 2015



Ava J. Lovell, CPA
Senior Executive Officer
for Finance & Administration
UNM Health Sciences Center

College of Population Health 6 Year Projection

FY 2016	FY 2017	FY 2018	FY 2019	FY 2020	FY 2021
---------	---------	---------	---------	---------	---------

REVENUES

Masters Public Health Program I&G	\$ 597,496	\$ 615,421	\$ 633,884	\$ 652,900	\$ 672,487	\$ 692,662
CoPH I&G	231,888	238,845	246,010	253,390	260,992	268,822
Masters Public Health Tuition	83,696	116,884	157,528	213,686	224,666	231,406
BS Population Health Tuition	42,180	63,649	211,118	323,971	470,913	761,125
PhD Population Health Tuition	-	-	19,014	41,281	64,867	89,831
Masters Public Health Lab Fees	6,250	7,081	7,081	7,081	7,081	7,081
Research Contract and Grants	611,731	635,552	654,618	674,257	694,485	715,319
SOM Clinical Support	365,527	-	-	-	-	-
TOTAL REVENUES	\$ 1,938,768	\$ 1,677,432	\$ 1,929,253	\$ 2,166,566	\$ 2,395,491	\$ 2,766,247

College of Population Health 6 Year Projection

FY 2016	FY 2017	FY 2018	FY 2019	FY 2020	FY 2021
---------	---------	---------	---------	---------	---------

EXPENSES

Dean's Salary	\$ 213,224	\$ 267,800	\$ 275,834	\$ 284,109	\$ 292,632	\$ 301,411
Faculty Salaries	1,209,782	1,500,473	1,545,487	1,650,955	1,903,406	1,960,508
TPT Faculty Salaries	32,726	41,666	42,916	44,203	45,529	46,895
Admin Professional Salaries	132,312	136,281	140,370	144,581	148,918	153,386
Admin Support Staff Salaries	244,069	265,847	273,822	282,037	290,498	299,213
Student Salaries	13,440	13,843	14,258	14,686	15,127	15,581
New Fringe (charged to pooled I&G)	-	111,731	131,700	169,408	249,954	274,070
Total Compensation Expenses	\$ 1,845,554	\$ 2,337,641	\$ 2,424,387	\$ 2,589,979	\$ 2,946,064	\$ 3,051,063

College of Population Health 6 Year Projection

	FY 2016	FY 2017	FY 2018	FY 2019	FY 2020	FY 2021
EXPENSES						
Computer Software & Equipment	\$ 7,800	\$ 7,878	\$ 7,957	\$ 8,036	\$ 8,117	\$ 8,198
Conference Fees	3,500	9,063	9,153	9,245	9,337	9,431
Course Expenses	5,690	6,446	6,511	6,576	6,642	6,708
Masters Program Accreditation Renewal	-	15,000	-	-	-	-
Membership Dues (SOPHAS/ASPPH)	42,500	42,925	43,354	43,788	44,226	44,668
Purchased Services	2,400	2,424	2,448	2,473	2,497	2,522
Supplies	8,825	8,913	9,002	9,092	9,183	9,275
Telephone/Communication Costs	8,270	8,353	8,436	8,521	8,606	8,692
Travel	13,270	18,494	18,679	18,866	19,055	19,245
Other	960	970	979	989	999	1,009
Total Non Salary Expenses	\$ 93,215	\$ 120,466	\$ 106,520	\$ 107,586	\$ 108,662	\$ 109,748
TOTAL EXPENSES	\$ 1,938,768	\$ 2,458,106	\$ 2,530,907	\$ 2,697,564	\$ 3,054,725	\$ 3,160,811
NET MARGIN	\$ (0)	\$ (780,675)	\$ (601,654)	\$ (530,998)	\$ (659,234)	\$ (394,564)

College of Population Health

Financial Assumptions

- Current I&G Allocations for Masters in Public Health and College of Population Health will stay with the College of Population Health
- Master of Public Health faculty will maintain current levels of funding from Research Contracts & Grants
- Support will be provided through shared services for: program coordination, academic advising, accounting, human resources, marketing and strategic planning
- BS in Population Health is starting with 5 courses and a total of 252 credit hours in FY 2016 and will expand to 39 courses and 3,672 credit hours by FY 2021

College of Population Health

Financial Assumptions

- Masters in Public Health is increasing the number of students by 5 in FY 2016 and will increase by 24 students by FY 2021
- PhD in Population Health will start with 5 students and a total of 80 credits hours in FY 2018 and increase to 20 students and 320 credits hours by FY21
- Faculty FTE will increase from 10.12 in FY 2016 to 14.07 in FY 2021 in order to accommodate course load expansion
- Temporary Part Time Faculty FTE will increase from .75 to .9
- Administrative Support Staff FTE will increase from 5.71 to 6.01

College of Population Health (CPH)

Health reform requires us to adopt a transformational approach to health. The College of Population Health will train a new workforce to help us achieve this purpose.

What is Population Health?

Population health is a systematic approach to **health** that focuses on disease prevention and wellness. It emphasizes:

- Understanding how social, economic and cultural factors (social determinants) contribute to the health of a population (positively and negatively);
- Applying analytic tools in new ways to describe disease patterns, and identify predictors of health outcomes;
- Using large datasets to assess the effectiveness of social and community interventions and evidence-based models of health care delivery;
- Improving health outcomes by creating effective partnerships between health care delivery systems, public health agencies, community organizations and other entities; and
- Advocating for policies that improve the health of the population.

When applied to health care delivery, a population health approach differs from the conventional health care by emphasizing *value* rather than *volume* of services rendered. Population health differs from public health – what society does collectively to assure the conditions in which people can be healthy – by emphasizing the measurement of health outcomes. Population health is a *connector* that joins public health, wellness, chronic disease management, and complex care into a cohesive system of health.

Why is Population Health Important for the HSC?

HSC's Vision 2020 and beyond states that a measure of the institution's success will be to improve New Mexico's population health and health equity. To fulfill this vision, all colleges, schools, departments and programs at UNM HSC incorporate into their annual performance plans how their education, service and research enterprises will measurably contribute to this goal.

Population health management achieves the goals of health reform and value-based purchasing models. The health system will closely monitor groups of our patients to maximize quality outcomes and reduce costs through appropriate use of medical resources and innovations in care delivery. The CPH will train a workforce needed to implement these new approaches.

Value Propositions for the HSC, UNM and New Mexico

If neglected, the growing health disparities in New Mexico will continue to cost the state millions of dollars. The Institute of Medicine estimates that cutting the prevalence of adult obesity by 50 percent—roughly the same reduction that was achieved with smoking in the late 20th century—could cut annual U.S. medical care expenditures by \$58 billion.

Additionally, population health is good for families, good for communities, good for health and good for the economy. In 2012, New Mexico's economy would have been \$24.08 billion larger if there had been no racial gaps in income.

- **For NM** – the CPH will enhance quality of life for New Mexicans by
 - Making wellness and prevention the primary focus
 - Helping to address social determinants
 - Improving patient-centered care

- **For UNM** – the CPH will attract new students to prepare them for highly marketable careers
- **For the HSC** – the CPH will address the transformation required by health reform

The CPH Mission, Vision and Values

Our **vision** is to improve health outcomes and address social determinants through innovations in education, health care, research, and service.

Our **mission** is to provide the opportunity for New Mexicans to receive a highly inter-disciplinary education to enrich the workforce for the benefit of the health of our communities.

We value:

- Collaborative and diverse partnerships
- A culture of shared expectations of excellence
- The trust of our communities to be a source of emerging knowledge and practice

Our goals:

- Synergize with the entire University and our community partners, catalyzing research, education and service initiatives that address population health issues.
- Cultivate relationships with local, state and federal agencies; employers; and community agencies around the state to address social determinants of health.
- Prepare students to participate in a highly technological and entrepreneurial business environment that requires critical thinking, teamwork, leadership and communication.
- Offer undergraduate, graduate and health professional training programs that are experiential in approach, leading to the development of novel new disciplines for the purpose of improving health and wellness. Offer continuing education and training for practicing health providers and community members to assist their transition into the practice of population health.
- Implement and disseminate the best ideas for improving the quality and safety of care, reducing costs and improving the health of populations.
- Translate population health research results into policy and practice.

Assuring that all New Mexicans live healthy lives is the primary goal of the College of Population Health.

Workforce Needs

Training in population health requires different skill sets and approaches to addressing health outcomes. Health care leaders recognize that having access to a trained workforce will be critical to their success.

There are also entrepreneurial opportunities for graduates of the CPH. A highly visible example is Apple, which most recently entered the health field and would like to capture graduates with degrees in population health. We cannot predict the future, but we can predict that new opportunities in health-related business ventures will emerge.

To determine the current need for population health professionals in New Mexico, we met with business and government stakeholders who view the CPH as a resource to address the *skills gap* in our workforce while providing *education and job opportunities for a New Mexico workforce* to address evolving needs.

- UNM Health System has positions for which population health-trained individuals are eligible.
- Presbyterian Healthcare Services identified a need for trained population health data analytics and technology experts to support their health system.

- HealthInsight New Mexico currently partners with institutions outside NM who provide them with the trained graduates for positions as health care project managers, project coordinators and health data analysts because students with this skillset are not being trained in NM.
- Christus St. Vincent is challenged with finding professionals who understand the complexities of health care delivery and how it relates to population health.
- Los Alamos National Labs needs CPH graduates to replace their retiring population health and environmental health workforce and ongoing training for their current workforce.
- Molina Healthcare stated that population health education in NM is long overdue.
- The New Mexico Department of Health has experienced difficulty in finding qualified candidates at a bachelor's level and spends additional time and resources to train their hires for positions for which a population health graduate would have the skillset walking in the door.

In addition to the employers mentioned above, organizations and state agencies throughout New Mexico have shown overwhelming support for the CPH. They include: Bernalillo County Community Health Council, Albuquerque Area Tribal Epidemiology Center, NM Health Connections, NM Hospital Association, NM Public Health Association, Greater Albuquerque Chamber of Commerce, NM Tech Council, Albuquerque NM State Personnel Office, NM Economic Development and NM Department of Workforce Solutions, NM Community Health Councils, NM Department of Health and NM Higher Education Department.

Education

At the outset, the CPH plans to house three degree programs and one professional certificate.

1. Bachelors of Science in Population Health – degree program is under study by the Faculty Senate Undergraduate Committee. The degree program includes the 37 credits of UNM Core, 45-50 credits in Population Health Core, and 12-15 credits of a PH track. The remaining credits are electives.
2. Master of Public Health – reaccredited by the Council on Education in Public Health (CEPH) in 2009, this 42-credit degree has three concentrations: Community Health, Epidemiology, and Health Systems, Services and Policy. There have been 239 graduates since the program began in 1994; on average 15 students matriculate each year.
3. Doctorate in Public Health Sciences – this degree program is under development. We plan to submit a proposal to the Faculty Senate during FY16-17.
4. Population Health Certificate (PHC) for Health Professionals. During FY16, a new certificate program will be developed that offers an interprofessional (nursing, medicine, pharmacy, and allied health providers) approach to learning population health competencies.

We are working closely with the branch campuses and CNM to *articulate* which courses will meet our degree program requirements and make sure that their students who receive associates degrees can *transfer* their credits to UNM. This process will bring new students into UNM and provide workforce training for a broader set of students.

Training

To prepare the current workforce for future demands, the CPH will provide training in population management principles to agencies and organizations involved health care delivery. For example, UNM is a partner in the South Central Public Health Training Center, which develops training for public health professionals throughout NM.

Population Health and Health Services Research

The CPH will optimize relationships with UNM centers, institutes, departments and community partners to create research-based learning experiences that focus on improvements in population health. Examples of collaborative opportunities at the HSC include:

- **The UNM Clinical and Translational Science Center (CTSC)** improves health by streamlining science, transforming training environments, and improving the conduct, quality, and dissemination of research from laboratories to clinical practice, and out into communities.
- **The UNM Cancer Center (CC)** Cancer Control Research Program serves as the hub for cancer control and population science research to reduce cancer incidence, morbidity, and mortality, particularly in the unique multiethnic and underserved populations of New Mexico.
- **The UNM Prevention Research Center (PRC)** addresses the health promotion and disease prevention needs of New Mexican communities through participatory, science-based, health promotion and disease prevention research.
- **Center for Injury Prevention Research and Education (CIPRE)** conducts research and advocacy programs that result in fewer injuries and deaths from accidental and intentional causes.

There are similar collaborative opportunities on main campus, including, but not limited to:

- **Center on Alcoholism, Substance Abuse, and Addictions (CASAA)** reduces suffering caused by substance use and other addictive behaviors by generating high quality prevention and treatment research with attention to human diversity and collaboration across disciplines.
- **Southwest Hispanic Research Institute (SHRI)** promotes multidisciplinary research on the Latino/Hispanic populations of New Mexico and the United States.
- **Nepal Study Center** focuses on the socio-economic development and sustainability, health, technology transfer, and environmental issues of the Himalayan region and South Asia.
- **Institute for American Indian Research** serves as a forum for the discussion of issues critical to the continuance of Native peoples by individuals both in and outside of the university community, thus providing a significant link to our area's Native Nations and communities.
- **Center for Water and the Environment** conducts cutting-edge research into technological and engineering-based solutions to problems with water and the environment, in a framework that considers the social, economic, policy, regulatory, and legal implications.

Five-Year Budget Projections

To be presented by Ava Lovell

See attached letters of support.



Office of the Dean
School of Architecture and Planning
MSC04 2530
Albuquerque, New Mexico 87131-0001

September 3, 2015

Board of Regents
University of New Mexico
MSC05 3200
1 University of New Mexico
Albuquerque, NM 87131

Dear Regents President Fortner and Members of the Board of Regents:

As Dean of the School of Architecture and Planning (SA•P) at the University of New Mexico, I wish to express my support for the proposed College of Population Health (CPH). The CPH will enhance our mission by expanding educational efforts to create new innovative ways to weave population health curriculum into critical issues we face such as sustainability and planning and designing for healthy communities.

There is a significant impact that the built environment has on our population's health. The built environment includes all the facets of where we live and work. The environment and the places we live can expose us to pollutants and influence our lifestyles. For example, inaccessible or nonexistent sidewalks, bicycle or walking paths, and parks contribute to sedentary habits. These habits lead to poor health outcomes such as obesity, cardiovascular disease, diabetes, and some types of cancer. Today, nearly two thirds of Americans are overweight.

Traditionally, most population health professionals have little contact with architecture and planning professionals. SA•P and the CPH will develop an interdisciplinary track for students that will help bridge the gap between the built environment and population health. This will enable UNM graduates to enter the workforce with a better prepared to create and promote healthy environments.

A partnership between colleges will lead to better health outcomes for New Mexico as we align efforts under the Affordable Care Act to address factors that influence our health – housing, education, transportation, the availability of quality affordable food, and conditions in the workplace and the environment. All areas of concern, requiring an investment in order to improve our population's health and our state's economic future.

I fully support the implementation of the College of Population Health as it seeks approval from the Board of Regents to move forward and empower our students to positively impact the needs of our state, our communities and our citizens.

Sincerely,

Geraldine Forbes Isais
Dean and Professor
ACSA Distinguished Professor



Albuquerque Area Southwest Tribal Epidemiology Center

March 20, 2014

Board of Regents
University of New Mexico
MSC05 3200
1 University of New Mexico
Albuquerque, NM 87131

Dear Regents President Fortner and Members,


The mission of the Albuquerque Area Southwest Tribal Epidemiology Center (AASTEC) is to collaborate with the 27 Southwestern American Indian Tribes in the Albuquerque Area to provide high quality health research, surveillance and training to improve the quality of life of American Indians. AASTEC collects public health data to identify health needs, highlight strengths and assets, pinpoint key areas for intervention, advocate for additional funding and monitor trends in American Indian health. We have a vested interest in our area Tribes and it is our charge to support tribal communities by providing the necessary resources to engage Tribes in activities that benefit their well-being and create self-sufficiency.

AASTEC feels a College of Population Health (CPH) can work collaboratively with our various initiatives including Tribal Community Health Assessments, Behavioral Risk Factor Surveillance Systems and Youth Risk and Resiliency Surveys, sharing and analyzing data concerning health status, health challenges and potential resources available to address health issues. The partnership can bring together resources that will further research initiatives to tackle health disparities and create a pathway to preventative measures to reduce the costly burden of healthcare on our State. Moreover, a UNM CPH can address the profound need to conduct state-of-the art public health research in a culturally appropriate manner that mirrors the unique and diverse cultural landscape of New Mexico, including our American Indian Tribes, Bands, Pueblos and Nations.


AASTEC also has a keen interest in student development and engendering a robust cadre of American Indian public health researchers and practitioners throughout our state. A UNM CPH is sorely needed to achieve this aim where residents with an interest in the field of public health can attain their educational goals in New Mexico and continue to serve our communities. Likewise, AASTEC is committed to partnering with a UNM CPH to provide opportunities for non-Native students and researchers to gain practical skills and experience in public health research in tribal settings.

AASTEC fully and enthusiastically supports the implementation of the College of Population Health as it seeks approval from the Board of Regents to move forward and empower our students to positively impact the needs of the State, its communities and its citizens.

Sincerely,

A handwritten signature in black ink, appearing to read 'Kevin English', written in a cursive style.

Kevin English, DrPH
AASTEC Director





The University of New Mexico Board of Regents
MSC05 3200
1 University of New Mexico
Albuquerque, NM 87131

March 25, 2014

Dear Regents President Fortner and members,

As Director of the Center on Alcoholism, Substance Abuse, and Addictions (CASAA) at the University of New Mexico, I wish to express my support for the proposed College of Population Health (CPH). CASAA's vision is to reduce suffering caused by substance use and other addictive behaviors through high quality prevention and treatment research. Our approach is to collaborate with colleagues working across disciplines, which helps us answer more important questions about substance abuse than we otherwise could.

The collaborative partnership of CASAA and the CPH can bring together resources that will further research initiatives to tackle health disparities and create a pathway to preventative measures to reduce the costly burden of healthcare on our state. The CPH's collaborative approach will avoid duplication of resources while expanding our prevention and research efforts to create new innovative ways to link public health initiatives to CASAA.

CASAA will be available to collaborate with the CPH in the development, evaluation, and implementation of programs that apply research findings to addictions-related health policies and programs. Research opportunities will be available to CPH students at all levels of training, and we envision the possibility of collaborating with CPH faculty in the development of new grant proposals and programs of research at the intersection of health policy and addictions. These collaborations are consistent with the CASAA mission and the presence of the CPH will provide new opportunities to carry out the part of our mission that focuses on the use of research to enhance the public health and reduce suffering because of addictions.

The Center on Alcoholism, Substance Abuse, and Addictions fully supports the implementation of the College of Population Health as it seeks approval from the Board of Regents to move forward and empower our students to positively impact the needs of the State, its communities and its citizens.

Sincerely,

Barbara S. McCrady, Ph.D.
Distinguished Professor of Psychology and
Director, Center on Alcoholism, Substance Abuse, and Addictions



Office of the Executive Director

October 8, 2014

Board of Regents
University of New Mexico
MSC05 3200
1 University of New Mexico
Albuquerque, NM 87131

Dear Esteemed Members of the UNM Board of Regents:

On behalf of the UNM-Gallup Campus, I would like to support the establishment of a College of Population Health at the University of New Mexico. The CPH represents a program which will successfully address the wide disparities in health care within the state and offer the opportunity to put health care professionals in the places they will be most effective. This cross-disciplinary curriculum, through its philosophy of “home grown” professionals, will meet the health care needs of New Mexico’s diverse population.

In McKinley County, we are faced with a myriad of serious health issues such as rampant diabetes, alcoholism, Hantavirus, and the threat of HIV on the neighboring Navajo reservation. The College of Population Health will allow the students of UNM-Gallup the opportunity to complete the education they need to return to their native areas, reverse the declining numbers in the public health workforce and introduce strong programs of prevention and early intervention.

UNM-Gallup is both investigating and initiating several projects that will allow our students to matriculate into the College of Population Health. We are currently expanding our Community Health Worker program while collaborating with the Navajo Nation to promote wellness through diverse health education programs as well as specialized work in a heritage farming program with the Navajo Nation and the Pueblo of Zuni.

In conclusion, I strongly support the creation of a College of Population Health at UNM. This network approach to building programs to improve public health will improve the lives of the citizens of New Mexico, and specifically will enhance resources and public health for the students and stakeholders of UNM-Gallup.

Sincerely,

Dr. Christopher Dyer
Executive Director
UNM-Gallup

cc: UNM-Gallup Local Advisory Board
Patrice Martin, Executive Assistant to Dr. Paul Roth



Board of Regents
University of New Mexico
MSC05 3200
1 University of New Mexico
Albuquerque, NM 87131

March 7, 2014

Dear Regents President Fortner and members,


As an employer in the New Mexico healthcare industry we are facing the need to handle more healthcare issues with fewer resources. Data released by the New Mexico Economic Research and Analysis Bureau shows a 16 percent increase in healthcare employment in New Mexico between 2005 and 2010 and projects significant growth by 2019. The Affordable Care Act reinforces the need to keep the population well, reduce the burden of illness and enable us to meet the needs of our aging population.

Christus St. Vincent hospital must have access to a skilled workforce who understands New Mexico and its challenges with rural public healthcare and can look at community needs on a larger scale to identify ways to address these needs. The College of Population Health (CPH) at UNM can provide us with these resources.

Through the Christus St. Vincent Department of Community Health, we are working at the population health level in our response to the needs of our population as well as our patients. Finding and retaining professionals who understand the complexities of health care delivery and how it relates to population health is a challenge we face.

Within health care delivery, population health is a new and not well-developed area of expertise. Population health requires a different set of skills and ways of doing business than what currently exists either within health care or public health. Developing the systems needed is new territory for health care delivery organizations, there is no roadmap. In partnership with CPH, we feel that we can mutually benefit from what each of us bring to the table. Specifically and at a minimum, we can work together on data development, using population data to drive decisions, and population health strategies.

Christus St. Vincent hospital fully supports the implementation of a college to advance education, research and service in public health as it seeks approval from the Board of Regents to move forward and empower our students to positively impact the needs of the State, its communities and its citizens.

Sincerely,

Kathy Armijo Etre, PhD
VP of Mission and Community Health

December 3, 2014

Board of Regents
University of New Mexico
MSC05 3200
1 University of New Mexico
Albuquerque, NM 87131

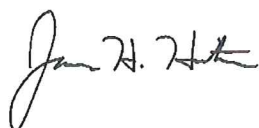
Dear President Fortner and Members of the Board of Regents,

Presbyterian Healthcare Services (PHS) envisions a healthy New Mexico through a commitment to improving access to healthcare, health insurance coverage and supporting everyone to have the opportunity for good health in the Land of Enchantment. PHS serves more than 660,000 New Mexicans, caring for one in three. As required by the Patient Protection Act and Affordable Care Act, PHS conducted community health needs assessments in areas served by Presbyterian Hospitals. The top two causes of death in New Mexico were identified as heart disease and cancer, both population health issues. To address these issues, we must educate our communities about population health preventative measures such as healthy eating habits, active living and prevention of unhealthy substance use.

Recently, PHS was awarded a \$2.9 million Racial and Ethnic Approaches to Community Health (REACH) grant through the CDC to reduce rates of death and disability due to tobacco use, reduce prevalence of obesity, and reduce rates of death due to diabetes, heart disease, and stroke. Under the grant, we will need to fill four positions and PHS will require public health trained candidates. With starting salaries of \$45,000, these will be ideal positions for graduates of the proposed College of Population Health at UNM. Additionally, we expect our population health programs need for qualified applicants to expand and foresee a need for trained data analytics and technology experts to support our health system and health plan measures.

In order to meet our growing population health workforce needs, PHS would like to extend our support of the College of Population Health at UNM and the development of the Bachelor of Science in Population Health. This is an exciting initiative that gives us the opportunity to be in on the ground floor to cultivate an innovative workforce to support the needs of PHS and allow us to excel in improving the health of New Mexicans. PHS would like to encourage the UNM Board of Regents to approve the new College so we can start to build an innovative workforce that will support healthy initiatives while creating a positive economic impact on our state.

Sincerely,



James H. Hinton
President and Chief Executive Officer



Kathleen D. Davis
Senior Vice President and Chief Nursing Officer

Office of the Dean

March 20, 2014

The University of New Mexico Board of Regents
MSC05 3200
1 University of New Mexico
Albuquerque, NM 87131-0001

Dear Regents, President Fortner, and members,

As Dean of the Anderson School of Management at the University of New Mexico, I wish to express my support for the proposed College of Population Health (CPH). ASM's mission is to seek to develop business and management leaders through a balance of teaching and scholarship, and to contribute to economic development and the quality of life of our constituents. It is important as a university that we respond to the workforce development needs and demands of New Mexico by educating our students to meet employer and industry requirements. By creating a CPH, we are building a mechanism for educating and providing a skilled workforce who can create a pathway to preventative measures and reduce the costly burden of healthcare on our state and contribute to the quality of life for our constituents.

Anderson supports the CPH collaborative approach because it will avoid duplication of existing courses/programs and resources while creating increased student enrollment in our courses. The CPH will also expand our educational and research efforts to create new and innovative ways to link course content to public health initiatives and create broader interest.

The potential for collaboration with the CPH is evident throughout the Anderson curriculum.

Anderson's courses in Business Strategy, Marketing, Information Systems, Human Resources, Finance, and Accounting are all highly complementary to the offerings of CPH. In addition, Anderson offers a number of non-degree programs which can be tailored to meet the needs of students in CPH.

Healthcare has been one of the drivers of economic development for decades and promises further growth opportunities in the years to come. Already, many of our graduates have found employment in the healthcare industry, and the training that CPH can provide will enhance their career preparation. We also look forward to exploring the feasibility of creating joint degree programs.

The Anderson School of Management fully supports the implementation of the College of Population Health as it seeks approval from the Board of Regents to move forward and empower our students to positively impact the needs of the state, its communities and its citizens.

Sincerely,



Douglas M. Brown
Dean



College of Population Health

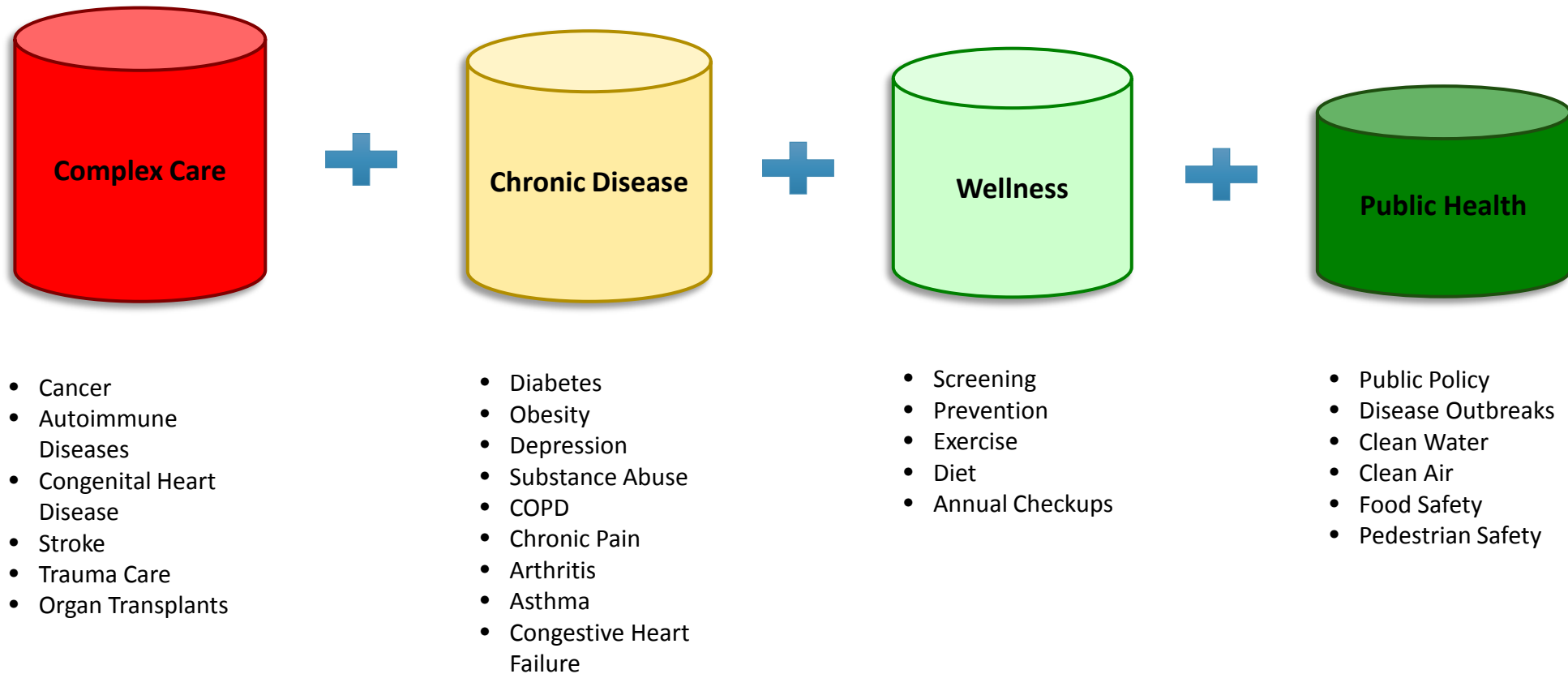
What is population health?

- A partnership between the health system and the community to prevent disease and increase wellness
- A focus on improving health outcomes





Population health is a connector

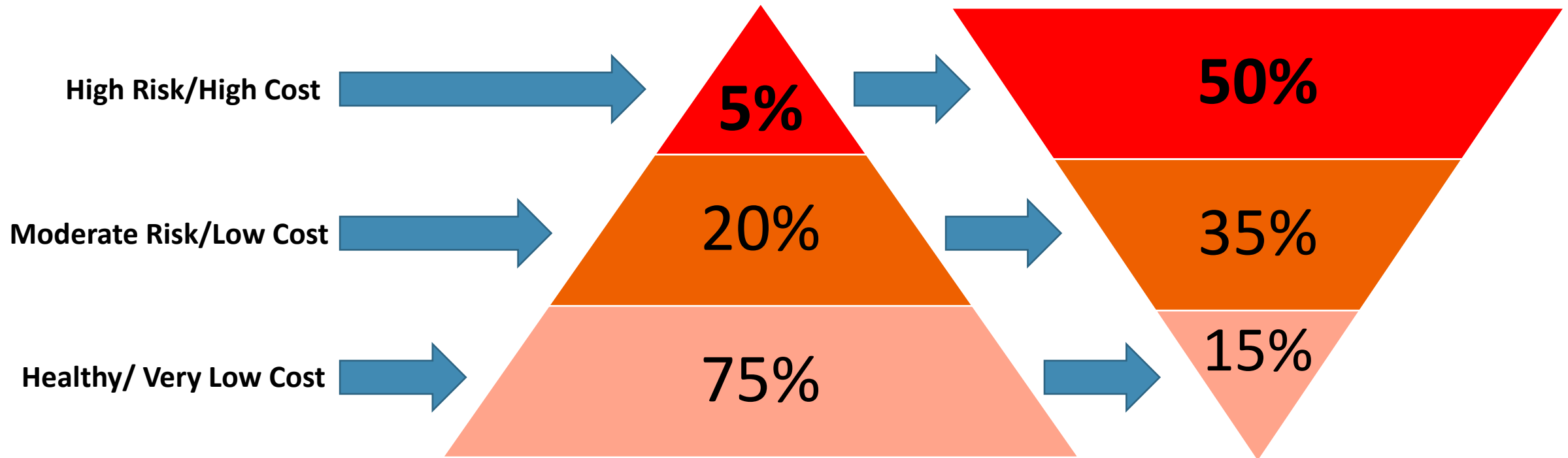



CPH and the Health System



- Vision 2020: a measure of the institution's success is to improve NM's population health and health equity
- Health System
 - Has a broader responsibility for the health of the population
 - Takes on risk for individuals with chronic diseases
 - Needs a trained workforce skilled in population health

The sickest **5%** of the US population spends **FIFTY** times as much per person as the healthy majority.





The College is essential to New Mexico

NM – enhancing the quality of life for New Mexicans by:

- Making wellness and prevention the primary focus
- Addressing social determinants
- Partnering with health systems and communities to improve health outcomes

UNM – attracting new students to prepare them for highly marketable careers

HSC – addressing the transformation required by health reform

To benefit the health of all the populations of NM



Education

- Bachelors of Science in Population Health
- Existing Masters of Public Health
- Doctorate in Population Health*
- Certificate in Population Health for Health Professions


* Planned



Population Health Research

Focus on improvements in population health

- Translational research
- Disruptive innovations in health care
- Epigenetics and personalized medicine
- Community-engaged research



Population Health Knowledge and Skills

- Population Health Core Values, Role and Challenges
- Human Health and Disease
- Determinants of Health
- Environmental Health
- Program Planning and Evaluation
- Health Systems Structure and Finance
- Population Health Management
- Data Analytics
- Health Policy, Law and Economics
- Health Communication
- Community, Diversity and Advocacy
- Professionalism and Ethics
- Leadership, Teamwork and Organizational Dynamics
- Critical Thinking, Creativity and a Systems Approach

INSIDE: STOCKS B2

BUSINESS

SECTION B | WEDNESDAY, JULY 22, 2015 | ALBUQUERQUE JOURNAL

Health care continues to drive NM job gains

June unemployment rate rises to 6.4%, signaling more looking for work

JOURNAL STAFF REPORT

Health care continued to be a job engine in New Mexico during June, adding more jobs over the year than in any month since January 1991, the Department of Workforce Solutions reported Tuesday.

Year-over-year gains in

what's officially called the education and health services employment sector, which is mostly health-care jobs, hasn't dropped below 4,000 jobs in the last 10 months.

At the same time, the state's unemployment rate increased from 6.2 percent in May to 6.4 percent in June, which translates to the addition of about 10,000 workers to the ranks of the unemployed. New Mexico's unemployment rate was running at just over 1 percentage

point higher than the average rate of 5.3 percent nationwide in June.

As defined by North American Industry Classification System, health-care employment runs the gamut of jobs found in all kind of medical clinics and offices to family-planning centers, home health care and medical labs.

"This month (June), the industry added 7,700 jobs, or 6.2 percent, the largest (percent) rate of growth since February

2003," the department says in a news release. "Growth in the industry made up about 45 percent of the sum of all over-the-year job gains in June."

The increase in health-care employment has generally been attributed to the dramatic expansion of Medicaid enrollment, which is authorized and funded by the Affordable Care Act, and its domino effect on health-care providers adding more staff.

Overall, New Mexico reg-

istered a job-growth rate of 1.6 percent in June, or 12,700 jobs, an improvement over a gain of 7,600 in May and roughly the same as in March and April.

Given the month-over-month job growth, the state's unemployment increase is likely a positive sign that people who had previously dropped out of the workforce because of poor job prospects were returning.

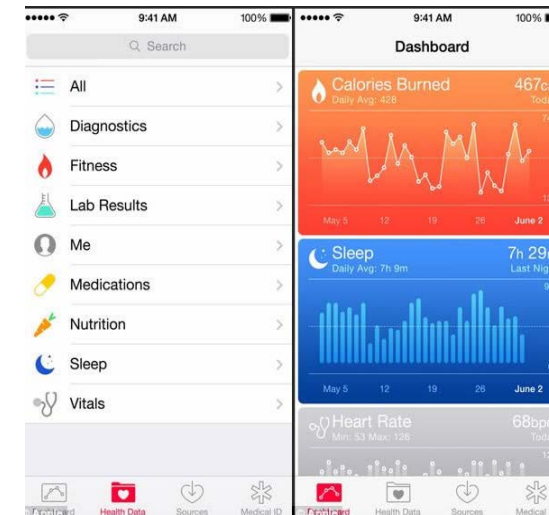
In addition to health care, the

professional and business services employment sector grew year over year by 4 percent or 4,000 jobs in June, the highest level since May 2007. Professional and business services is closely watched because it covers a broad range of white-collar jobs.

The government employment, which is the state's largest sector at almost 23 percent of all nonfarm jobs, grew by 0.8 percent or 1,400 jobs in June from a year earlier.

Workforce Opportunities

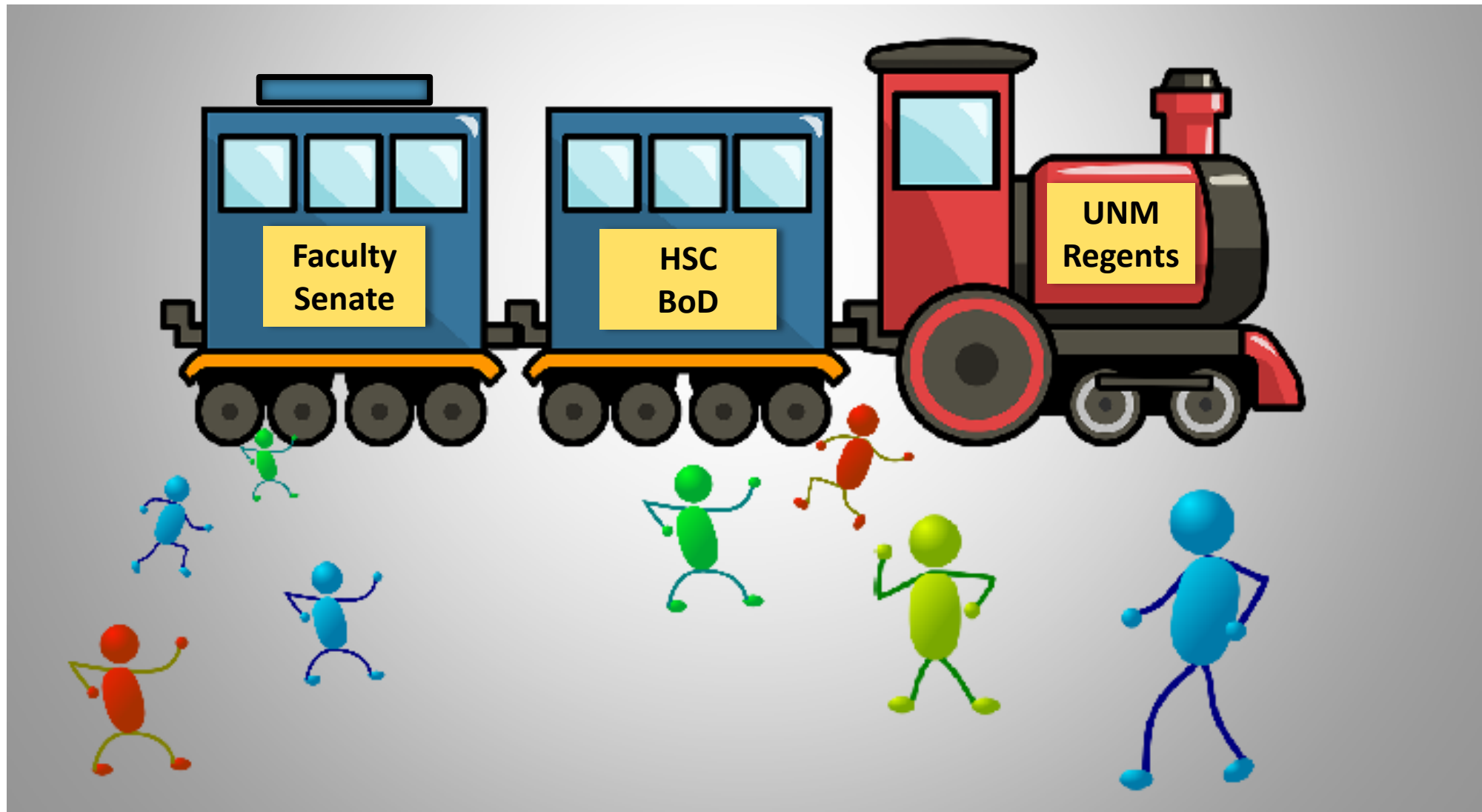
Apple would like to hire
graduates trained in
population health



Examples of Available Jobs in NM

- Health Data Analyst
- Emergency Management
- Emergency Response Specialist
- Operations Manager
- Emergency Planning & Preparation Specialist
- Environmental Data Steward
- Program Manager
- Environmental Management Professional
- Research Technologist
- Environmental Field Professional
- Scientist Level 1
- Scientist Level 2
- Environmental Outreach & Public Involvement Professional
- TRU Waste Sciences Manager
- Writer/Editor
- Project Coordinator
- Environmental Project Manager
- Project Manager
- Environmental Health & Safety Manager
- Health Information Mgmt. Specialist
- Environmental Health & Safety Professional
- Forensic Drug & Alcohol Technician
- Industrial Hygiene & Safety Professional
- Nuclear Materials Specialist
- Environmental Manager
- Access and Functional Needs Educator
- Benefit Advisor
- Case Analyst
- Clinical Support Services Director
- Community Inclusion Manager
- Health Educator
- Health Information Management Director
- HFLC Surveyor-Operational
- Community Coordinator
- Regional Health Educator
- Social and Community Service Coordinator





Budget presentation by Ava Lovell

**UNM Hospital Board of Trustees
Recommendation to HSC Board of Directors
August 2015**

Approval

(1) Blue Cross Blue Shield of New Mexico

Ownership:

Blue Cross of Blue Shield
of New Mexico, a Division of
Health Care Service Corporation
A Mutual Legal Reserve Company

Officers Information:

James Bloom
Account Executive
BCBS NM Major Accounts

Source of Funds: UNM Hospital Operating Budget

Description:

Request approval for two year contract for the self-insured employee medical plan administration and stop loss insurance through BCBS of New Mexico.

Previous Contract: BCBS

Previous Contract Amount: FY 2015 expenditures totaled \$30,426,069

Process: RFP P319-15

RFP Respondents: There were four respondents to the RFP:

1. Meritain Health
2. Presbyterian
3. Cigna
4. BCBS

Selection Criteria:

Selection was based upon Corporate Profile, quality, including performance guarantees and reputation of the Offeror and of the Offeror's services, IT Security requirements, approach, methodology and cost. Based upon above criteria, the RFP committee members reviewed and scored all vendors, completed scheduled reference site conference calls, and selected via highest score the vendor that brought the best value to UNM Hospitals.

Total Cost: Two year employee health plan expenditures are estimated to be \$75,888,000. The amount of the FY 2016 medical plan employer contributions is estimated to be \$35,000,000, the Medical plan administration and stop loss insurance expense is estimated to be \$2,200,000 for a total of \$37,200,000. FY 2017 expense is expected to be \$38,688,000.

(2) Ikaria – Mallinckrodt Pharmaceuticals

Ownership:

Perryville III Corporate Park 53
Frontage Road, Third Floor
PO Box 9001
Hampton, NJ 08827-9001

Officers Information:

President and CEO: Mark Trudeau

Source of Funds: UNM Hospital Operating Budget

Description:

Request to approve three year agreement with Ikaria. Ikaria is the only FDA approved company for the administration of Nitric Oxide to patients. Nitric oxide/oxygen blends are used in critical care to promote capillary and pulmonary dilation to treat primary pulmonary hypertension in neonatal patients. Treatment is considered a last-resort gas mixture before the use of extracorporeal membrane oxygenation (ECMO). Nitric oxide therapy has the potential to significantly increase the quality of life as well as save the lives of infants at risk for pulmonary vascular disease. Nitric oxide is also administered to patients with acute right ventricular failure secondary to pulmonary embolism. Since the equipment is patented, it is not available for purchase.

Previous Contract: Ikaria

Previous Contract Amount: Monthly fee of \$69,300 a month.

Process:

UNM Sunshine Portal, Sole Source posting will close on August 31, 2015.

Total Cost: Three year expenditure estimated to total \$3,000,000. Any hours over the 10,000 hour threshold will be charged at the net hourly rate of \$120 per hour. This coverage is for approximately 150 patients per year.

(3) Cyberonics Incorporated – VNS Therapy System

Ownership:

Cyberonics, Inc.
100 Cyberonics Boulevard
Houston, Texas 77058

Officers Information:

President and CEO:

Source of Funds: UNM Hospital Operating Budget

Description:

Request approval for three year agreement with Cyberonics Incorporated (“Cyberonics”). Cyberonics is a medical technology company with core expertise in neuromodulation. This company developed and markets the Vagus Nerve Stimulation (VNS) Therapy System, which is FDA-approved (#PMA#P970003) for the treatment of refractory epilepsy and treatment-resistant depression. The VNS Therapy System uses a surgically implanted medical device that delivers pulsed electrical signals to the vagus nerve to help lessen, shorten or eliminate the intensity of an oncoming seizure. Cyberonics is the only company that markets the VNS Therapy System.

Previous Contract: Cyberonics

Previous Contract Amount: FY2015 expenditures totaled \$897,000.

Process:

UNM Sunshine Portal, Sole Source posting closed on August 10, 2015.

Total Cost: Three year expenditure estimated to be \$2,694,000.

(4) Lifecell

Ownership:

Lifecell Corporation
One Millennium Way
Branchburg, NJ 08876

Officers Information:

Source of Funds: UNM Hospital Operating Budget

Description:

Requesting amendment to extend pricing agreement with Lifecell for two years. This vendor provides cadaver tissue for implants for various surgical replacement procedures. This product is used for hernia repair, abdominal reconstruction, breast reconstruction, nasal septal repair and trauma patients. Lifecell is an FDA approved supplier.

Previous Contract: Lifecell

Previous Contract Amount: FY2015 expenditures totaled \$892,000.

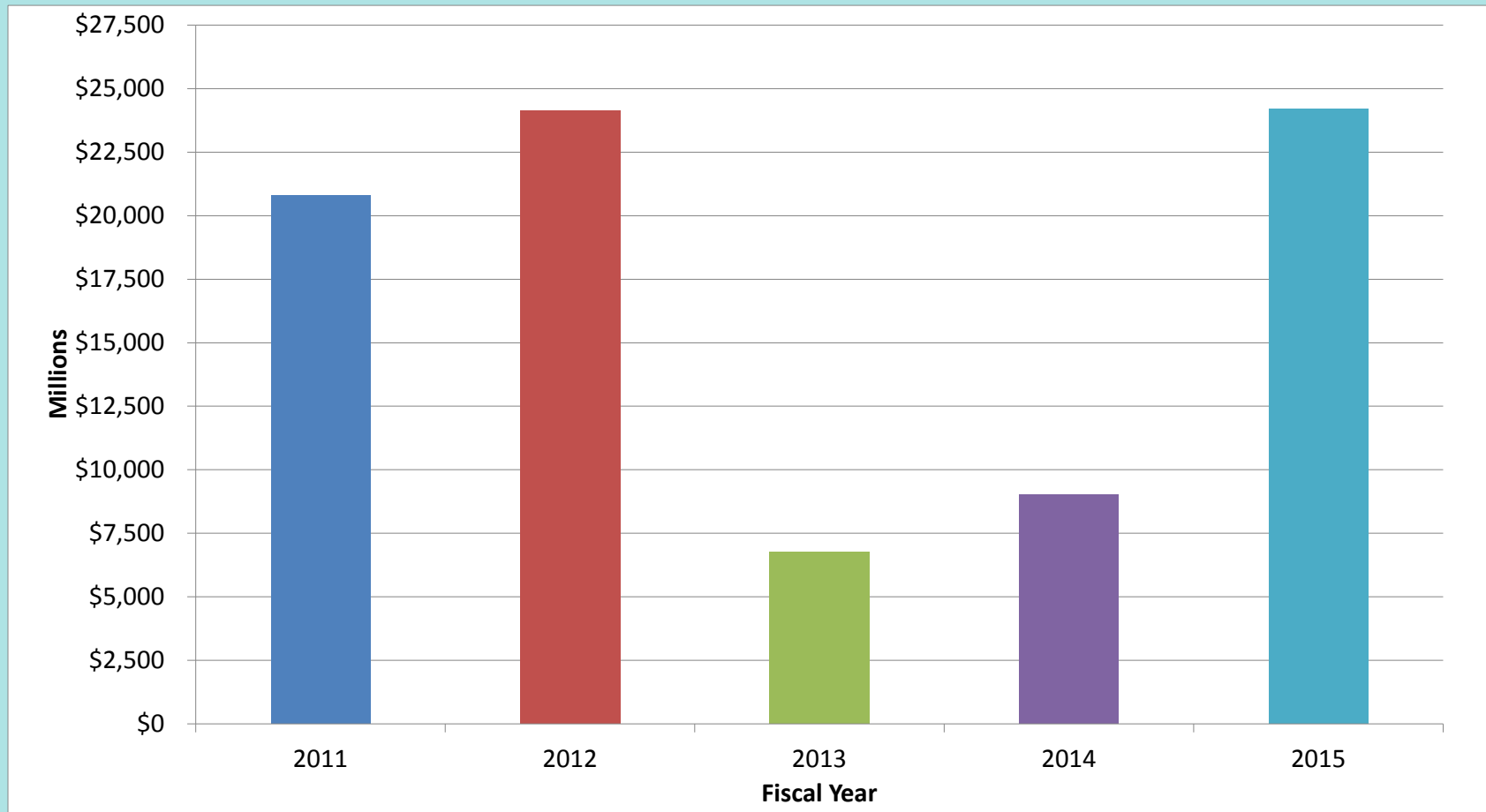
Process:

Sole source processed in May 2012

Total Cost: Expected two year expenditure estimated to be \$1,800,000.

Chancellor's Report
will be presented at the meeting

UNIVERSITY HSC



Expected



FY 2011

\$20,786

FY 2012

\$24,119

FY 2013

\$6,768

FY 2014

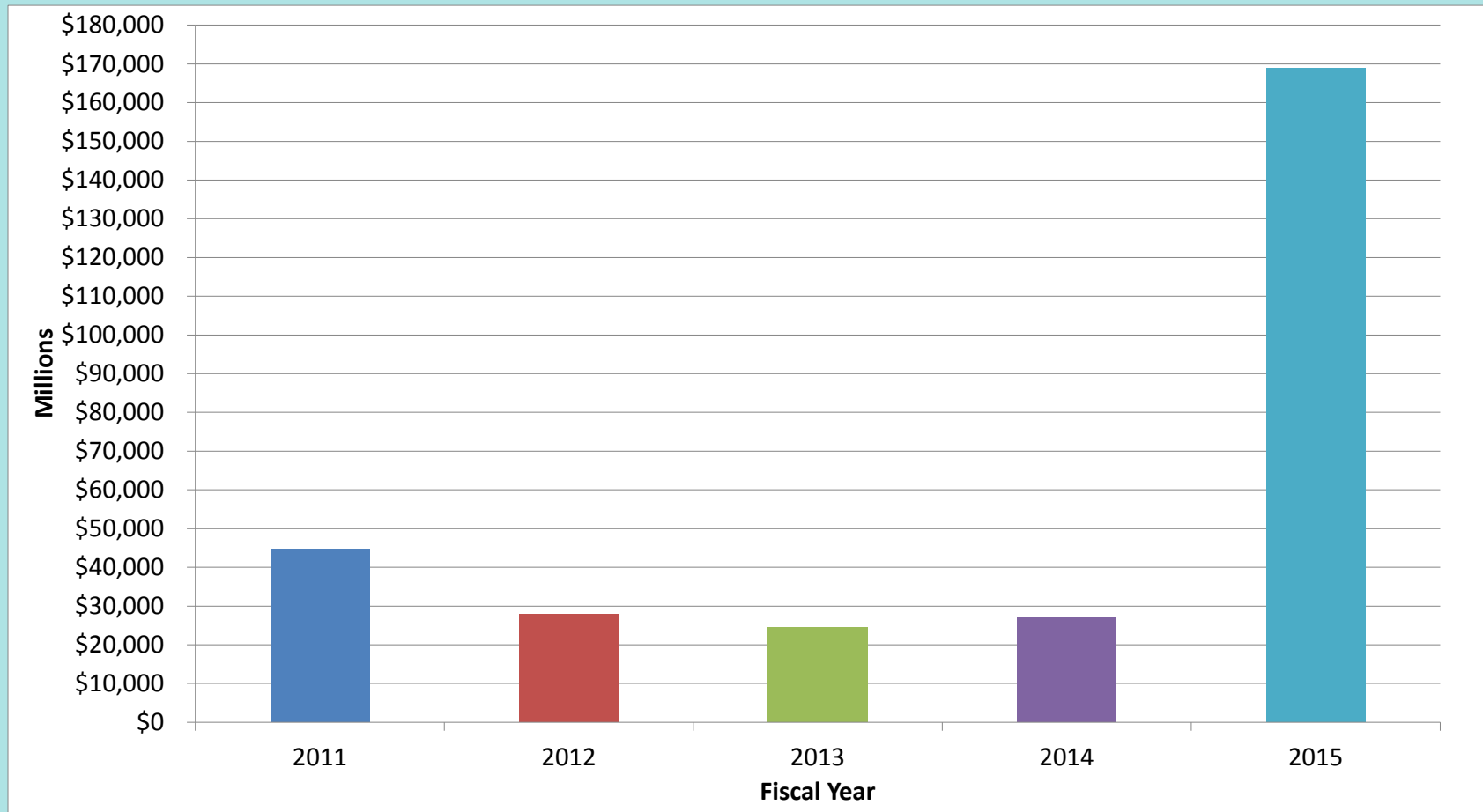
\$9,003

FY 2015

\$24,217

UNM Health Sciences Center
Metrics - Preliminary and Unaudited
Net Cash Revenues less Net Cash Expenses
 (Amounts are in thousands)

UNM HOSPITALS



Expected



FY 2011

\$44,673

FY 2012

\$27,905

FY 2013

\$24,397

FY 2014

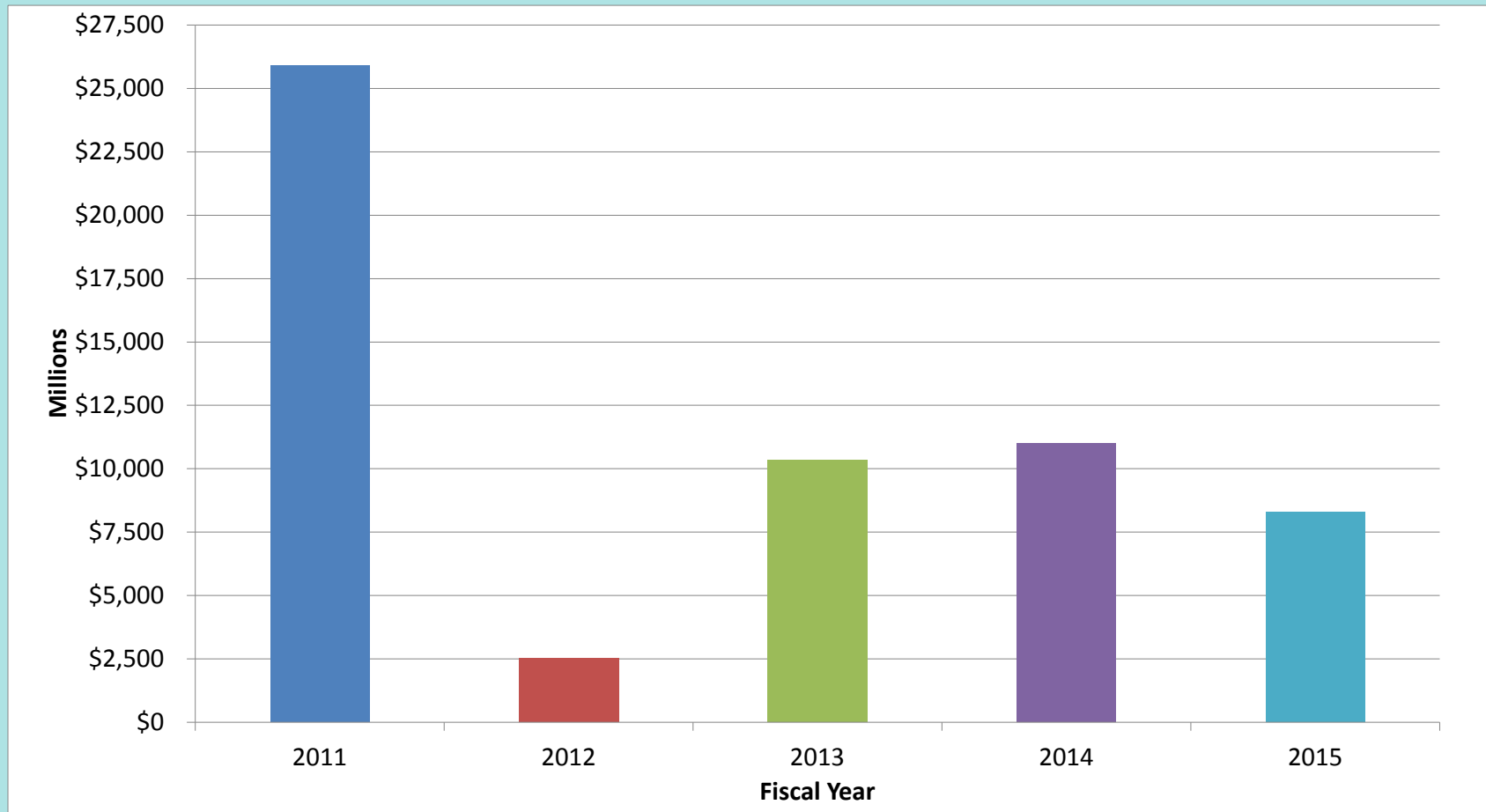
\$26,960

FY 2015

\$168,955

UNM Health Sciences Center
Metrics - Preliminary and Unaudited
Net Cash Revenues less Net Cash Expenses
 (Amounts are in thousands)

UNM MEDICAL GROUP



Expected



FY 2011

\$25,920

FY 2012

\$2,522

FY 2013

\$10,350

FY 2014

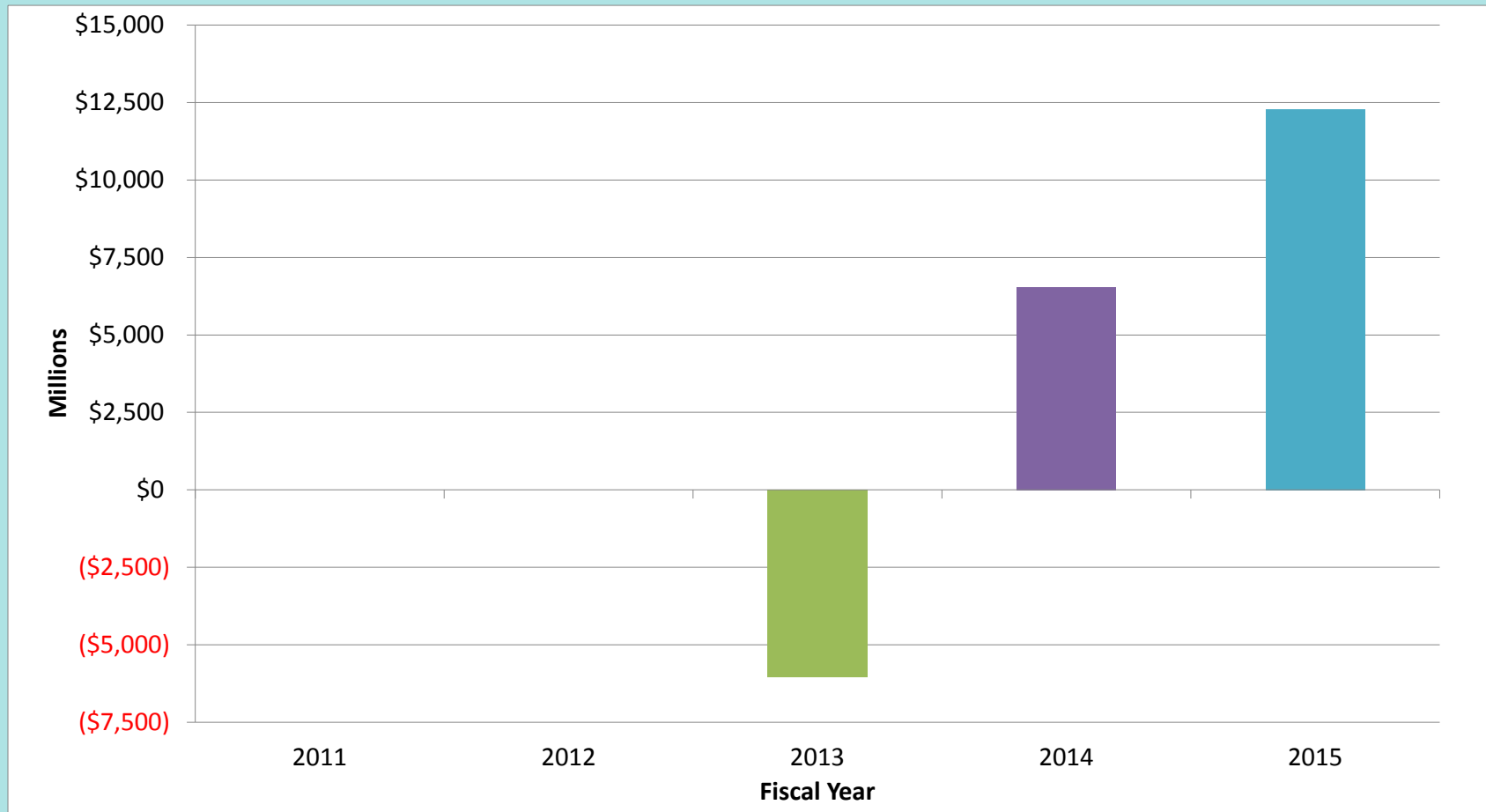
\$10,987

FY 2015

\$8,302

UNM Health Sciences Center
Metrics - Preliminary and Unaudited
Net Cash Revenues less Net Cash Expenses
 (Amounts are in thousands)

SANDOVAL REGIONAL MEDICAL CENTER



Expected



FY 2011

N/A

FY 2012

N/A

FY 2013

(\$6,040)

FY 2014

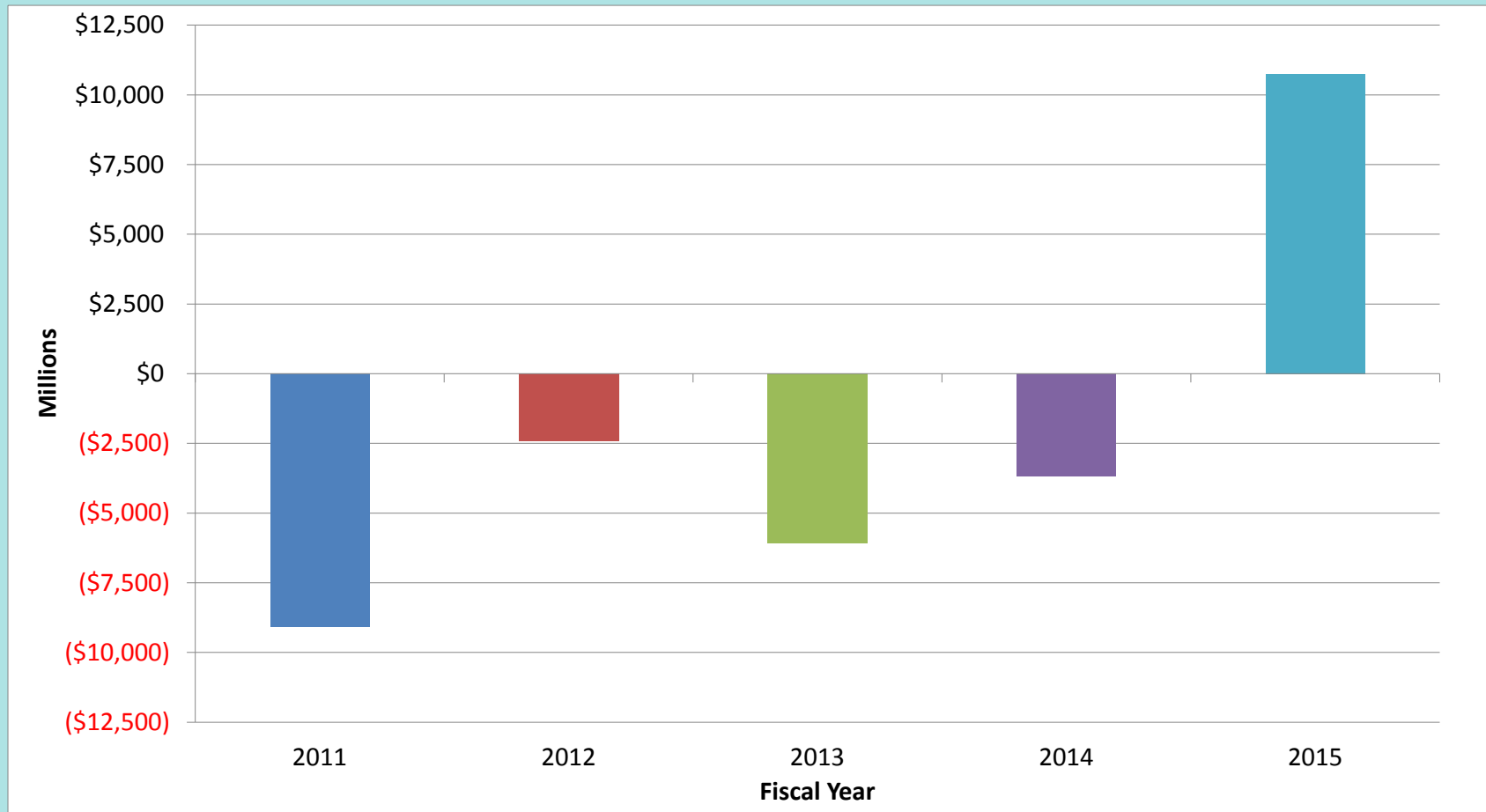
\$6,547

FY 2015

\$12,282

UNM Health Sciences Center
Metrics - Preliminary and Unaudited
Net Revenue less Expense
(Amounts are in thousands)

UNIVERSITY HSC



Expected



FY 2011

(\$9,081)

FY 2012

(\$2,423)

FY 2013

(\$6,091)

FY 2014

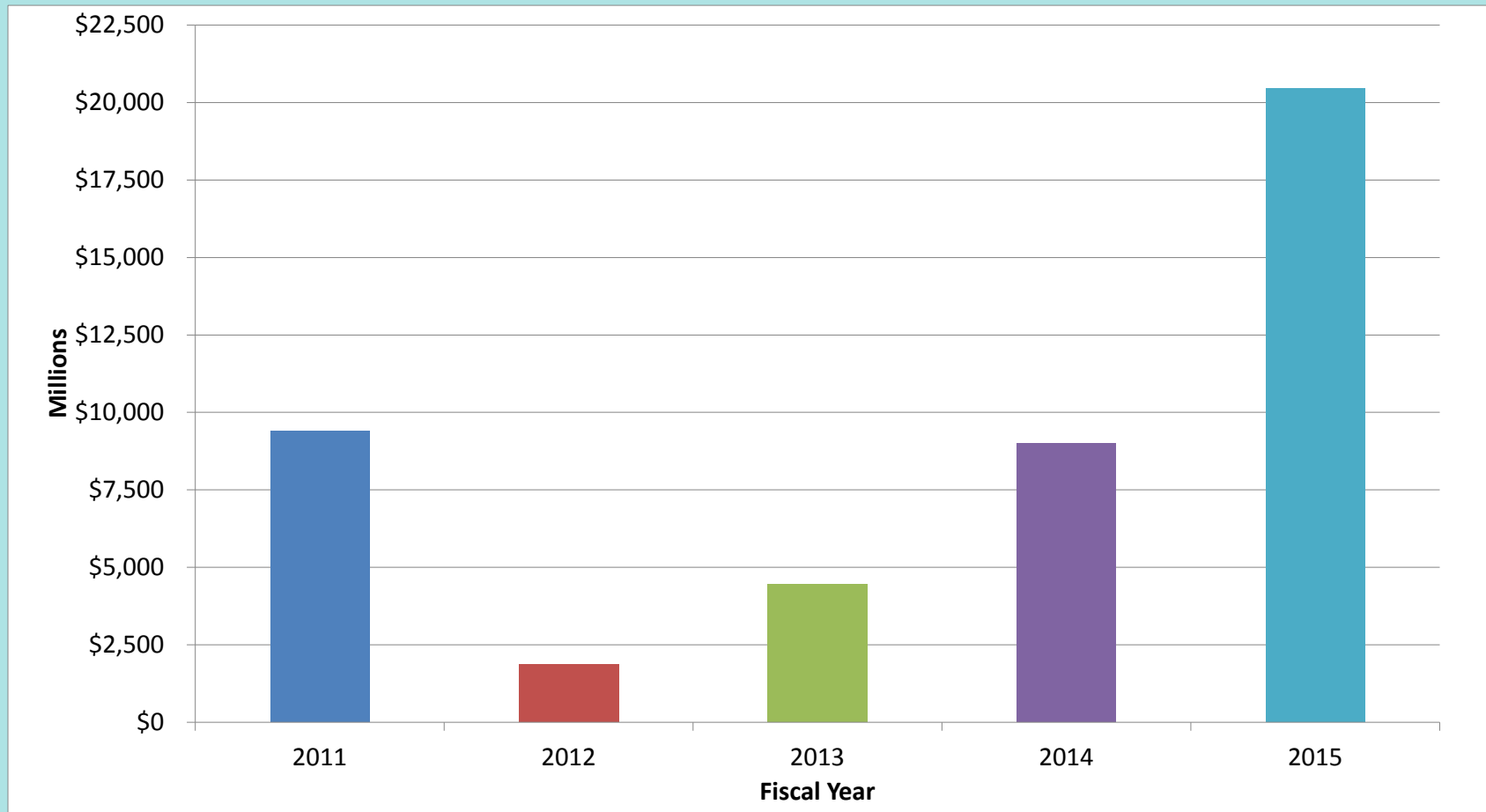
(\$3,692)

FY 2015

\$10,750

UNM Health Sciences Center
Metrics - Preliminary and Unaudited
Net Revenue less Expense
(Amounts are in thousands)

UNM HOSPITALS



Expected



FY 2011

\$9,412

FY 2012

\$1,854

FY 2013

\$4,445

FY 2014

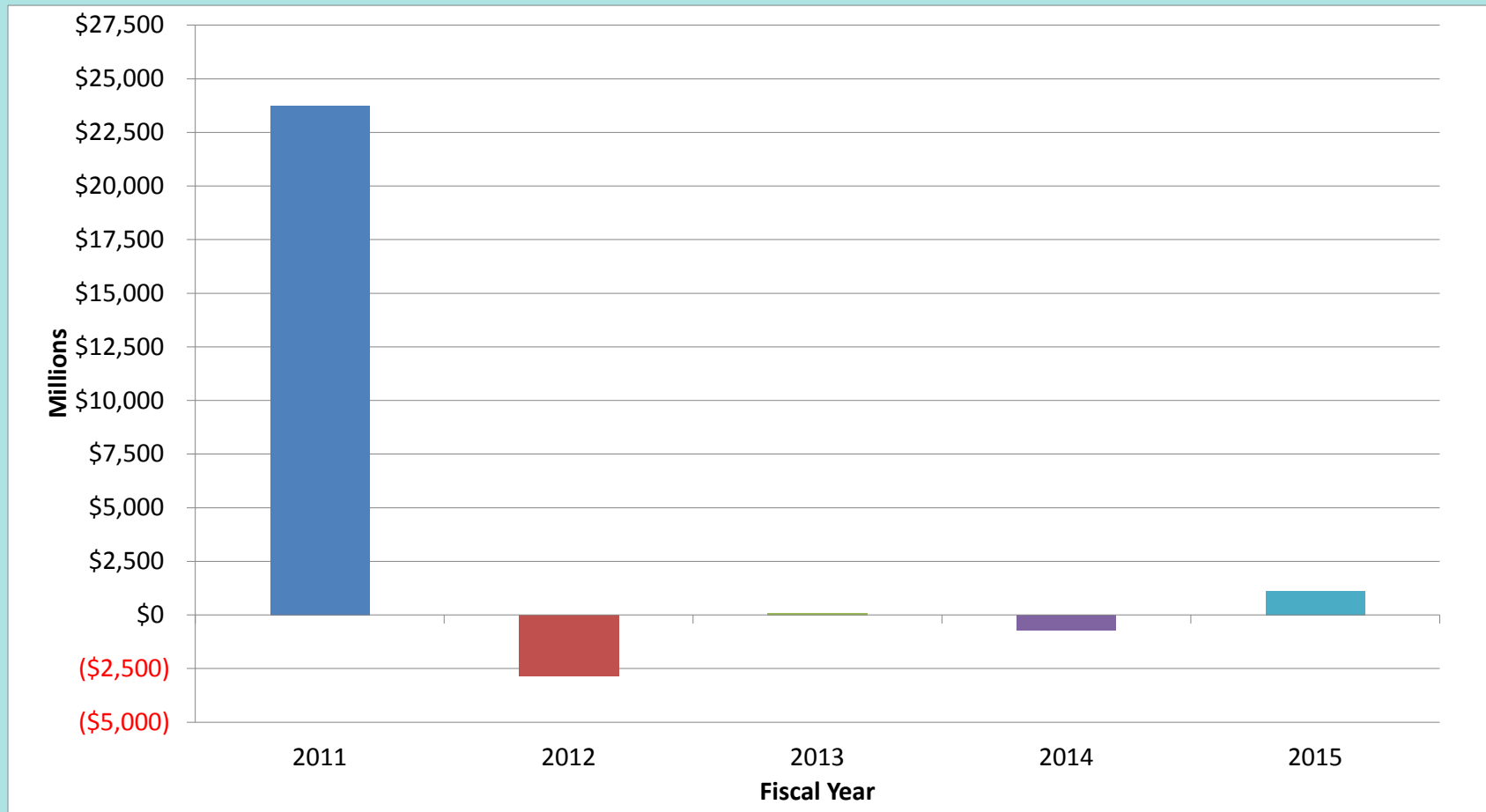
\$9,002

FY 2015

\$20,439

UNM Health Sciences Center
Metrics - Preliminary and Unaudited
Net Revenue less Expense
 (Amounts are in thousands)

UNM MEDICAL GROUP



Expected



FY 2011

\$23,744

FY 2012

(\$2,870)

FY 2013

\$106

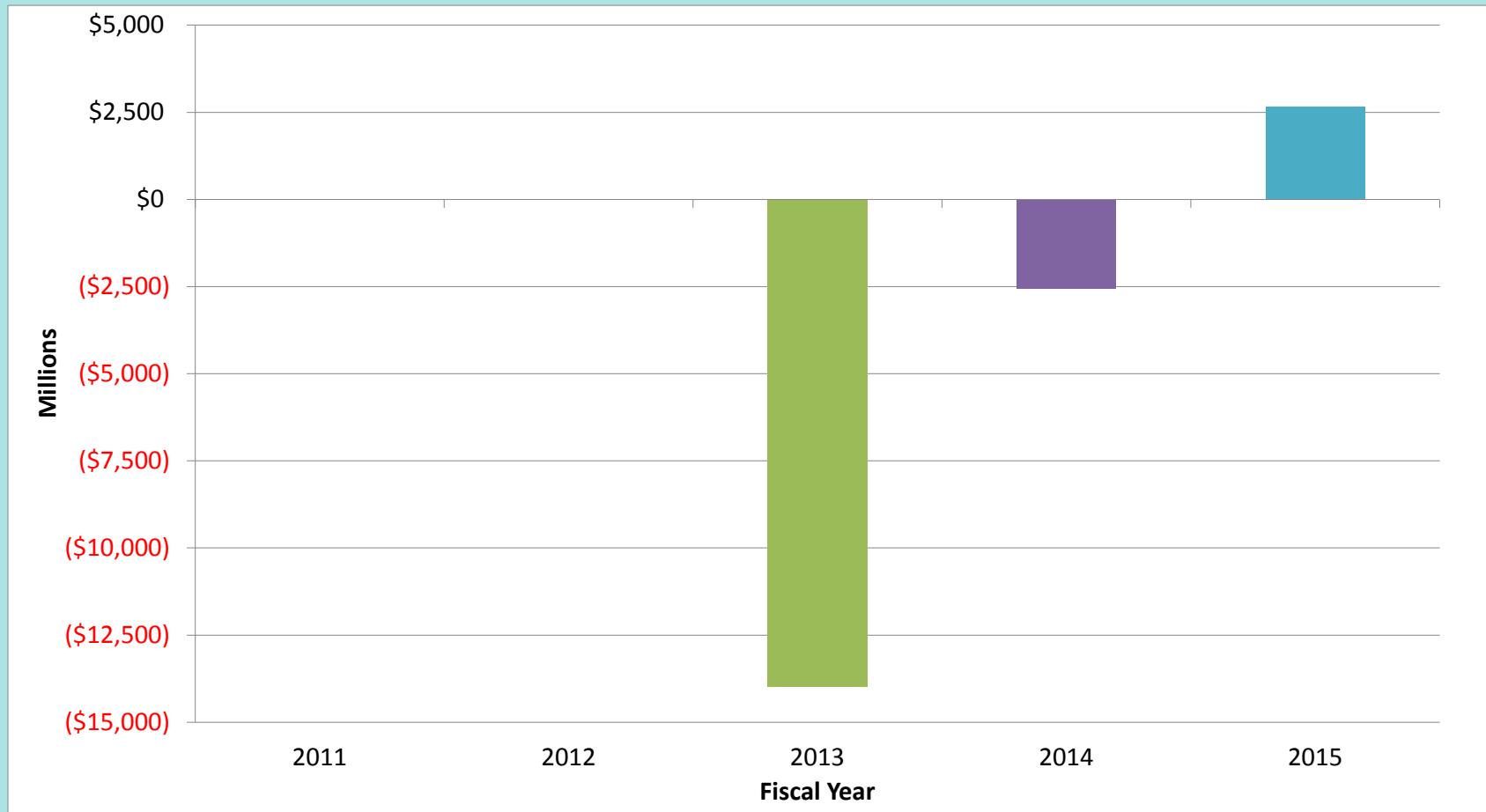
FY 2014

(\$741)

FY 2015

\$1,109

SANDOVAL REGIONAL MEDICAL CENTER



Expected



FY 2011

N/A

FY 2012

N/A

FY 2013

(\$13,998)

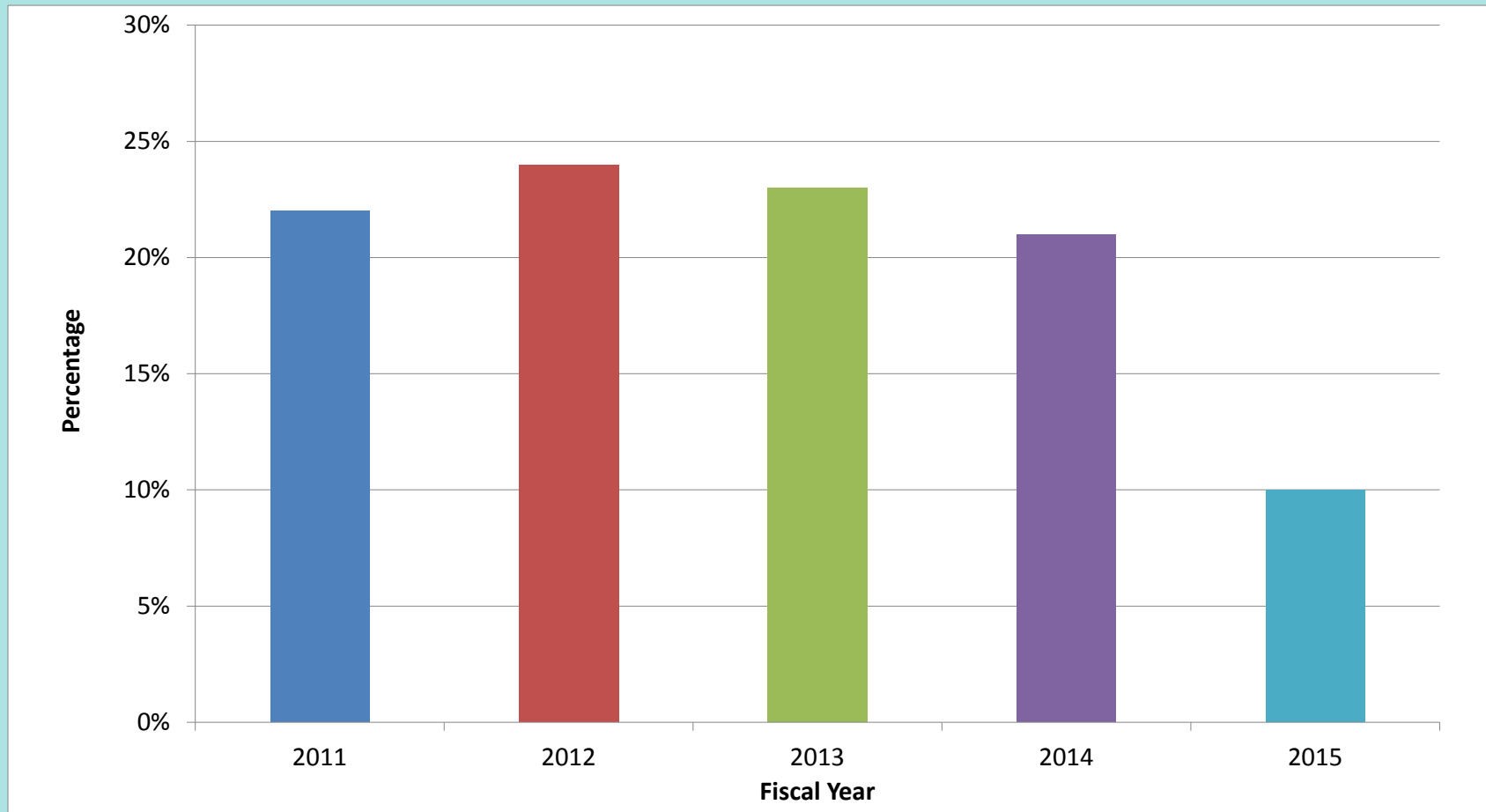
FY 2014

(\$2,565)

FY 2015

\$2,661

UNM HEALTH SYSTEM



Expected



FY 2011

22%

FY 2012

24%

FY 2013

23%

FY 2014

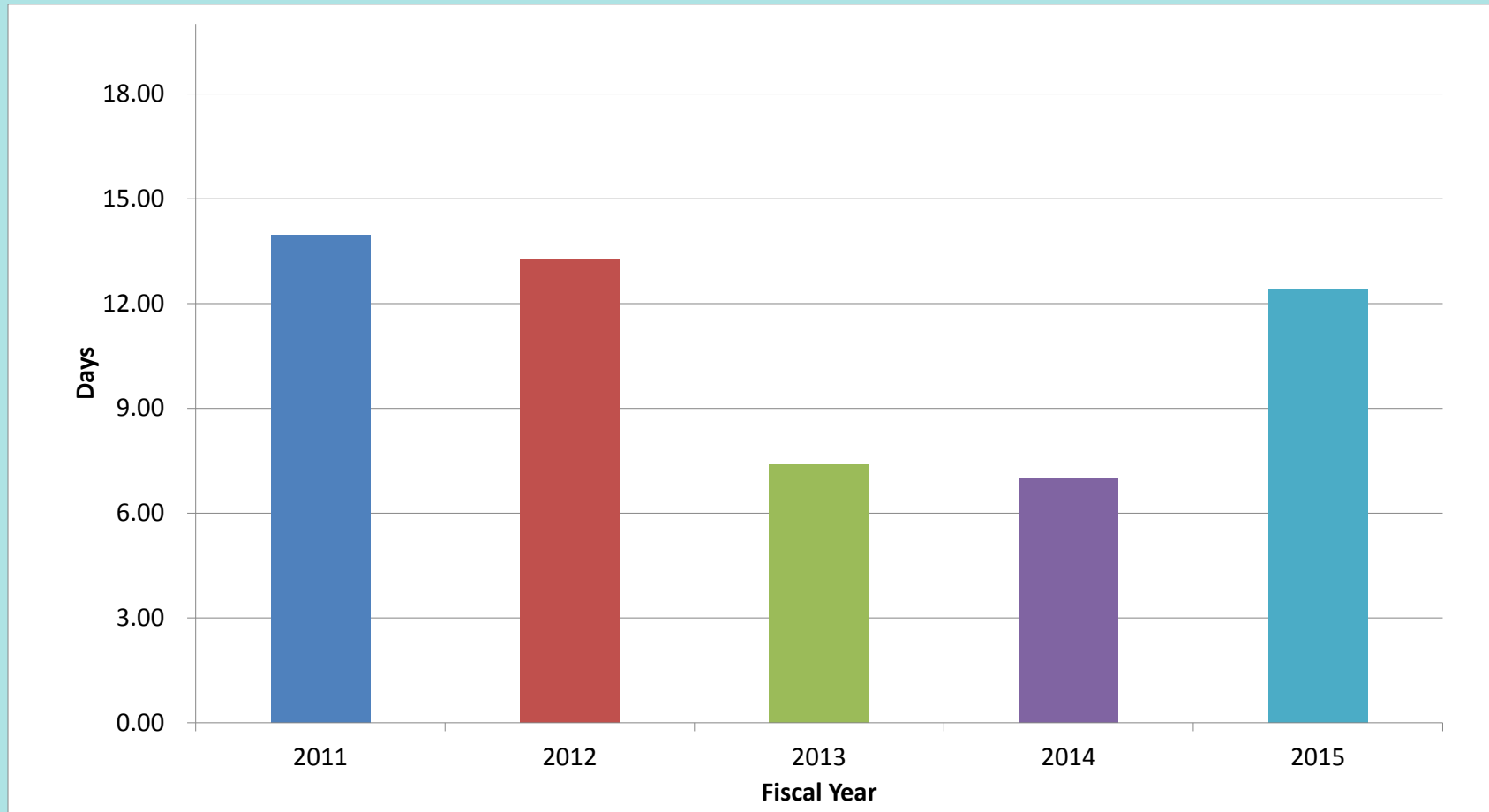
21%

FY 2015 *

10%

* After adjusting for prior year cash

UNIVERSITY HSC



Expected



FY 2011

13.96

FY 2012

13.28

FY 2013

7.39

FY 2014

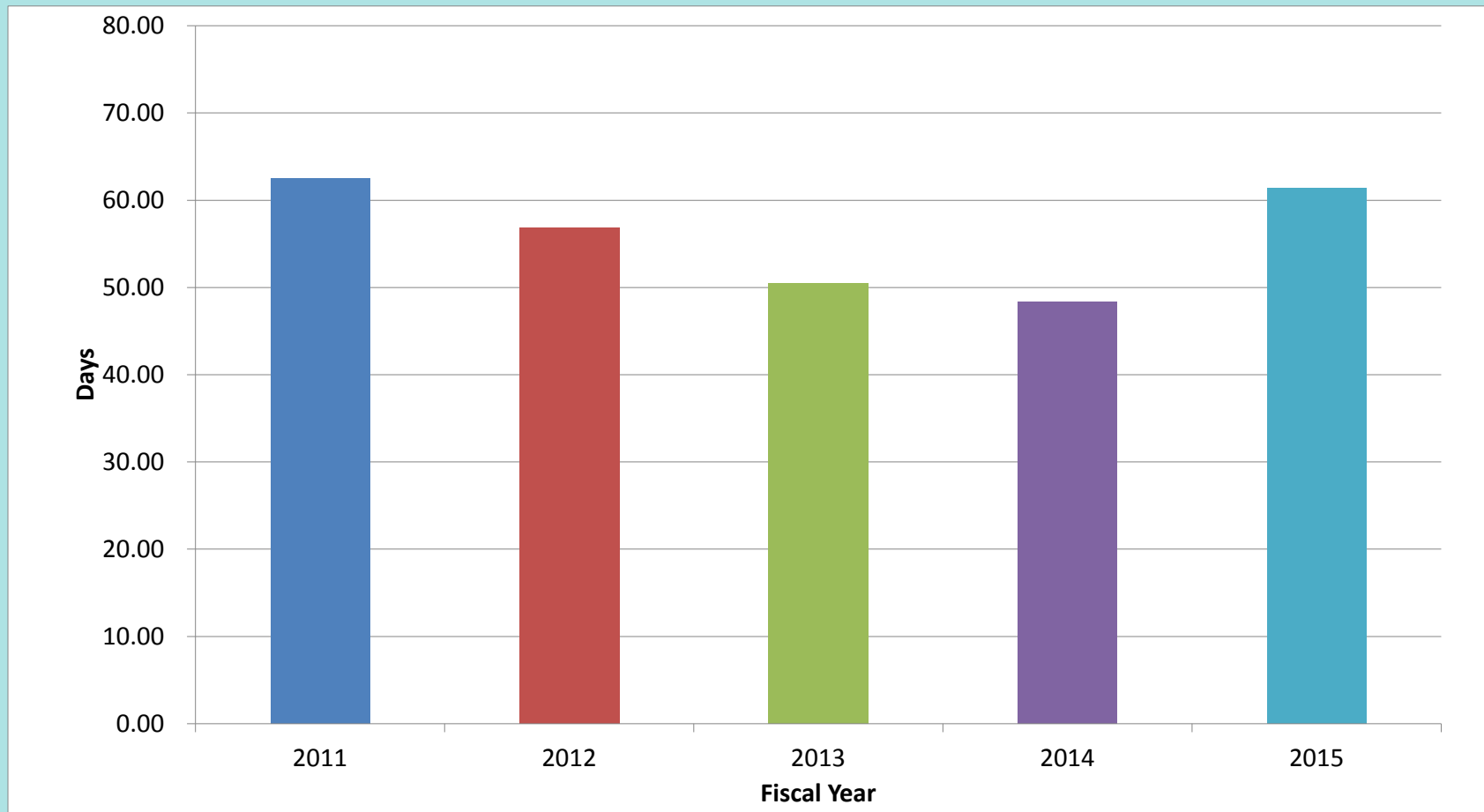
6.99

FY 2015

12.43

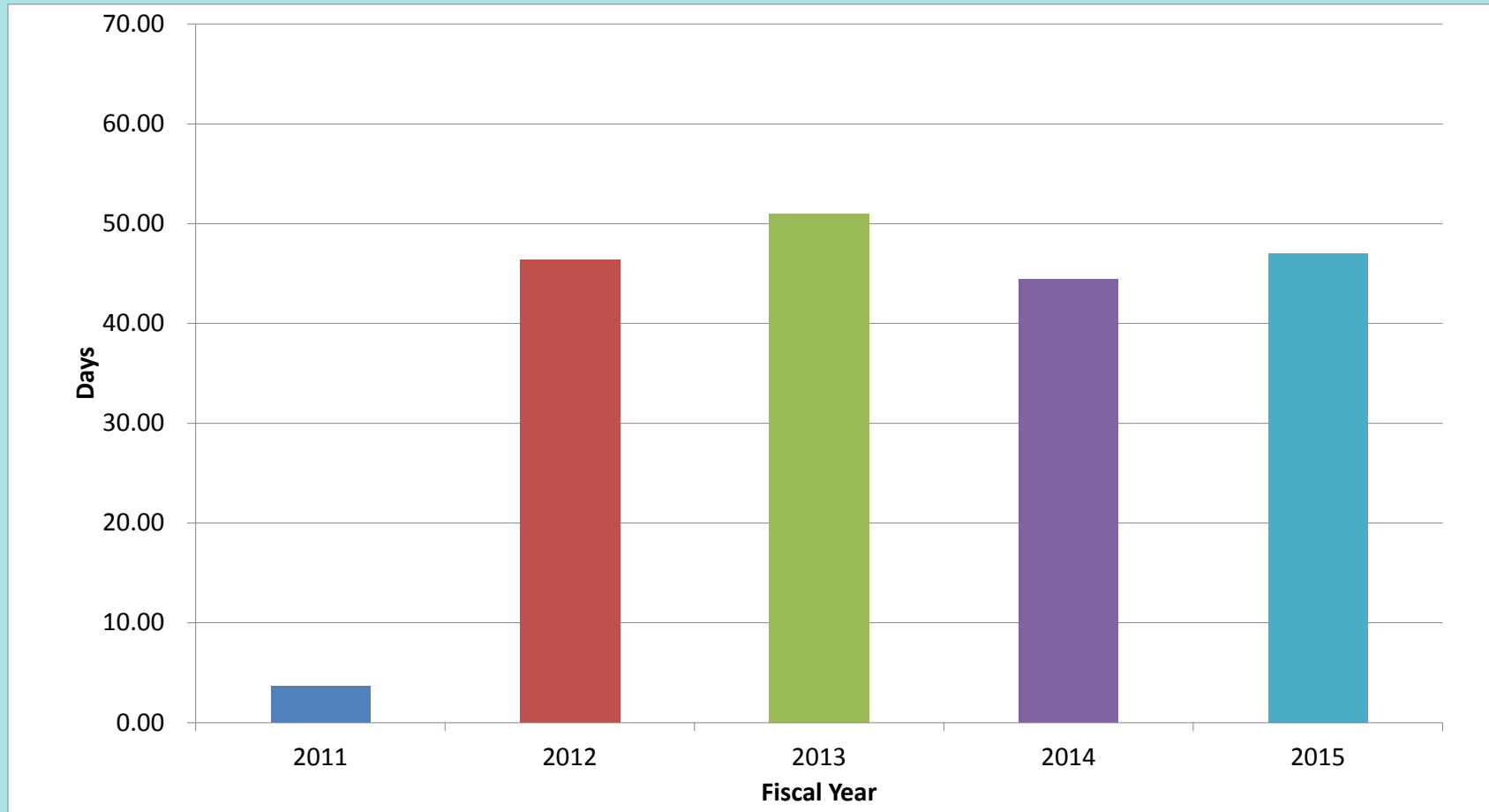
Days of Expense in Discretionary Reserves - Benchmark - 10 Days

UNM HOSPITALS



Expected	FY 2011	FY 2012	FY 2013	FY 2014	FY 2015
↑	62.51	56.85	50.47	48.34	61.38

UNM MEDICAL GROUP



Expected



FY 2011

3.70

FY 2012

46.40

FY 2013

51.00

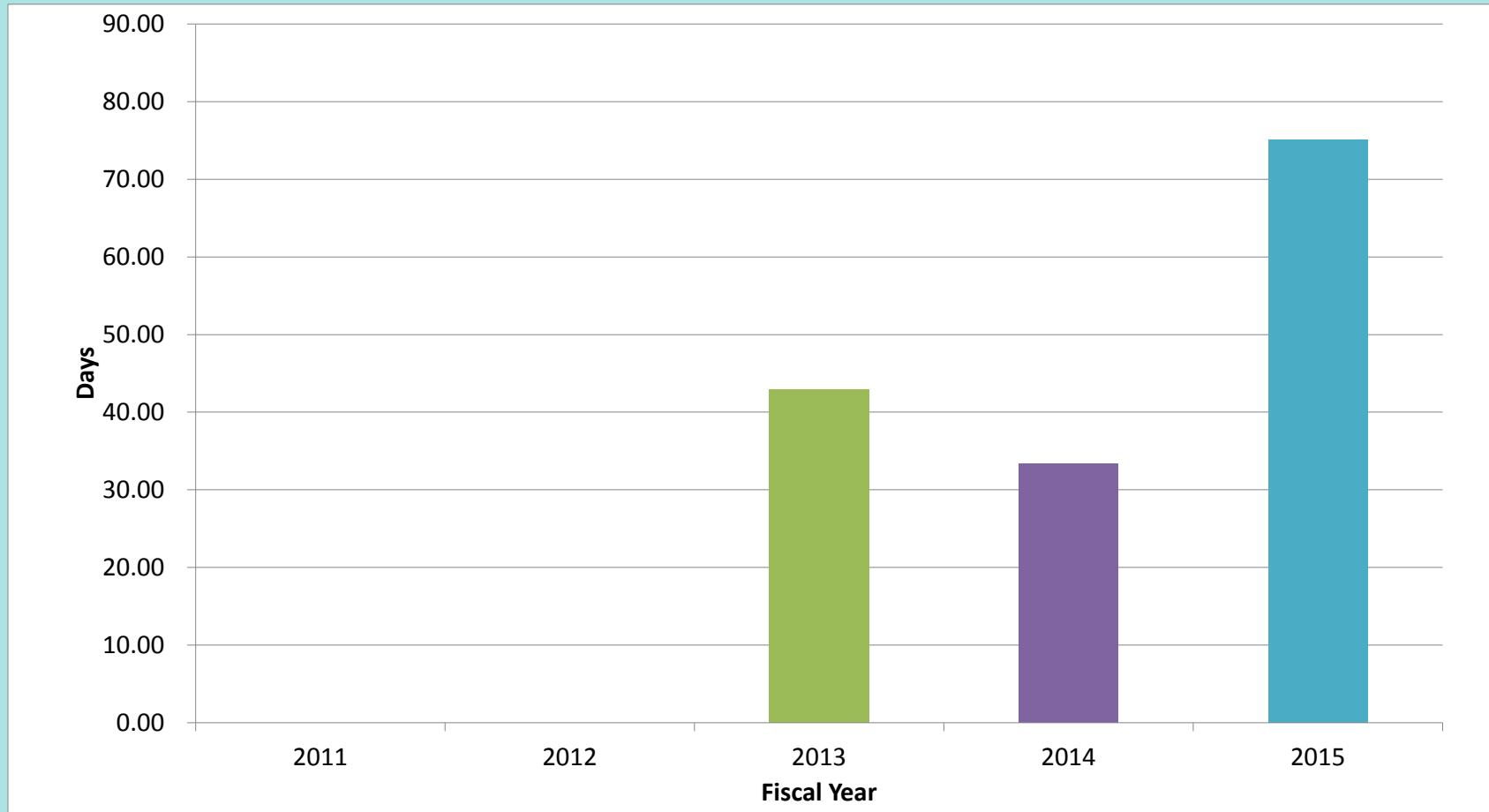
FY 2014

44.46

FY 2015

47.00

SANDOVAL REGIONAL MEDICAL CENTER



Expected



FY 2011

N/A

FY 2012

N/A

FY 2013

42.90

FY 2014

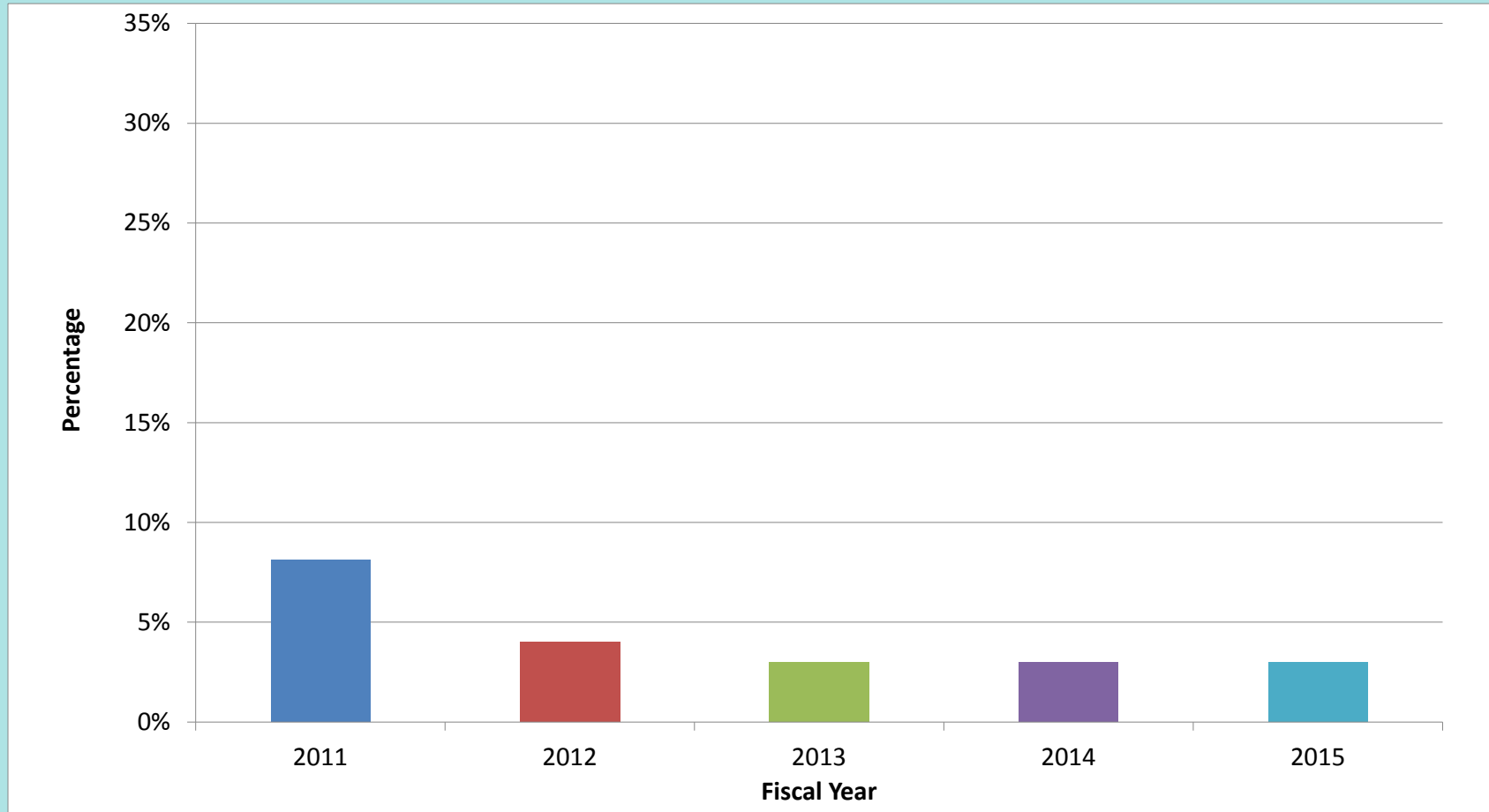
33.33

FY 2015

75.12

UNM Health Sciences Center
Metrics - Preliminary and Unaudited
Accounts Receivable Greater Than Ninety Days
 (Amounts are in thousands)

UNIVERSITY HSC



Expected

FY 2011

FY 2012

FY 2013

FY 2014

FY 2015



\$609
8%

\$239
4%

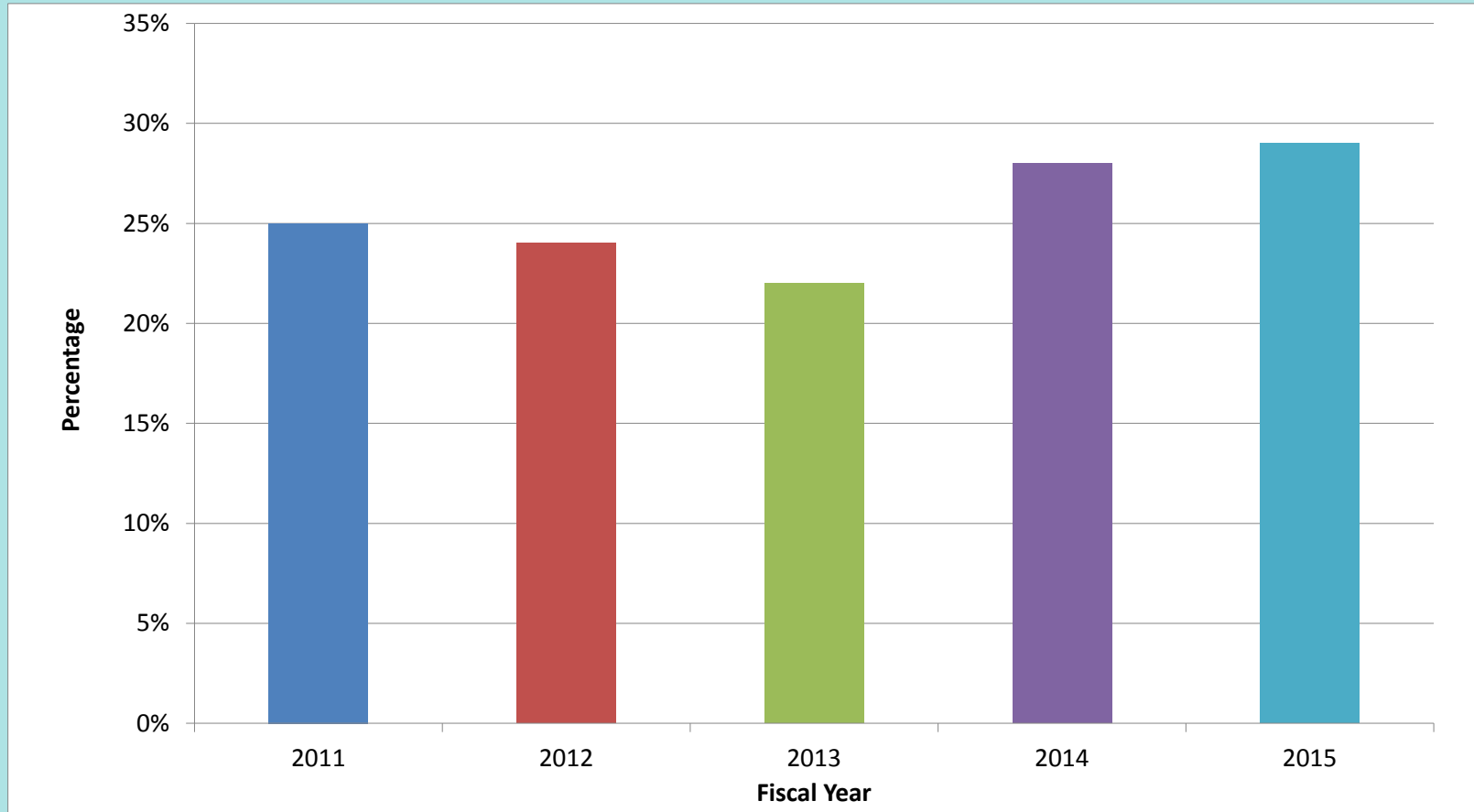
\$153
3%

\$46
3%

\$55
3%

UNM Health Sciences Center
Metrics - Preliminary and Unaudited
Accounts Receivable Greater Than Ninety Days
(Amounts are in thousands)

UNM HOSPITALS



Expected

FY 2011

FY 2012

FY 2013

FY 2014

FY 2015



\$64,702
25%

\$59,733
24%

\$47,320
22%

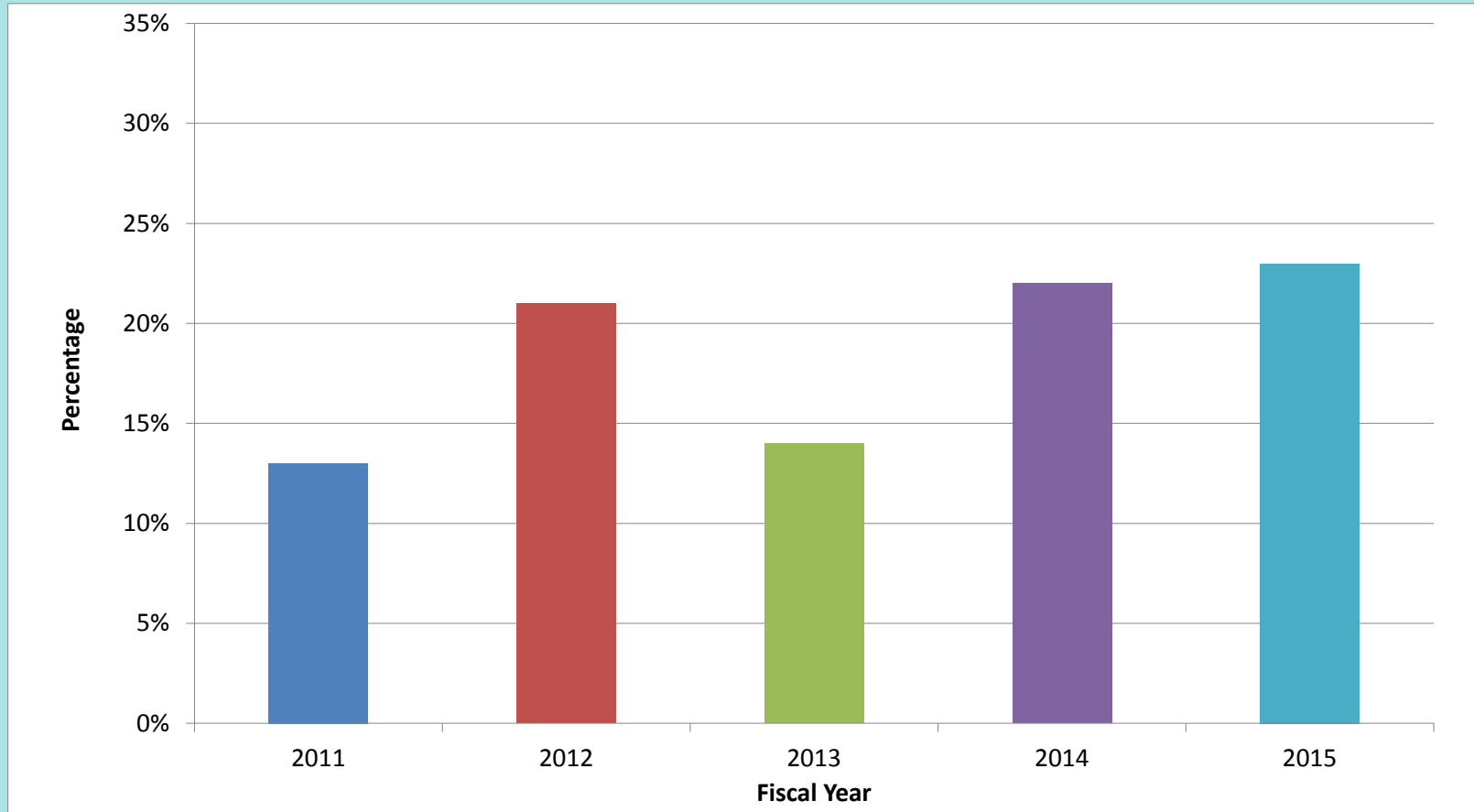
\$77,777
28%

\$79,719
29%

UNM Hospitals Accounts Receivable Greater Than Ninety Days excludes liens

UNM Health Sciences Center
Metrics - Preliminary and Unaudited
Accounts Receivable Greater Than Ninety Days
(Amounts are in thousands)

UNM MEDICAL GROUP



Expected

FY 2011

FY 2012

FY 2013

FY 2014

FY 2015



\$3,898
13%

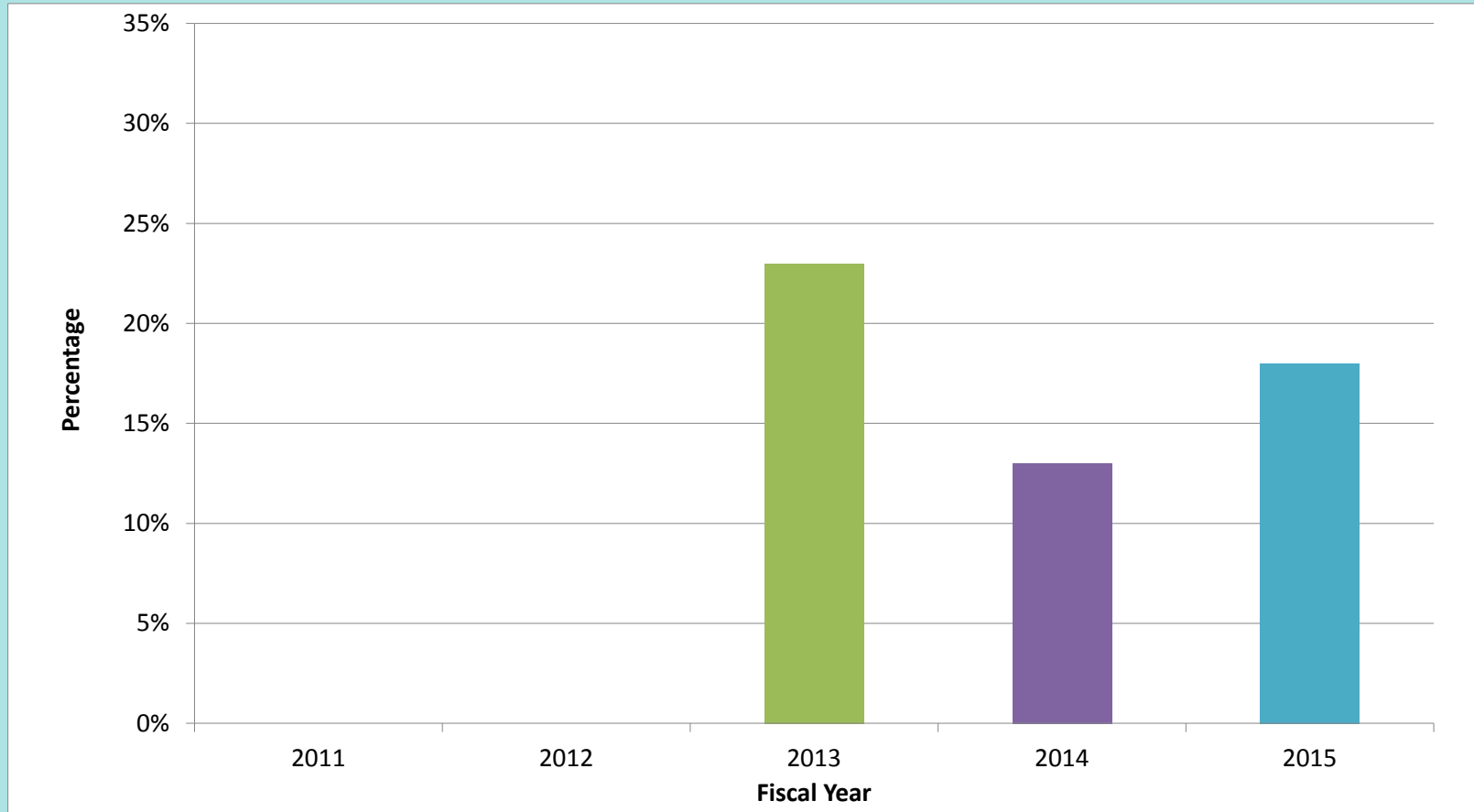
\$5,444
21%

\$4,109
14%

\$7,967
22%

\$9,981
23%

SANDOVAL REGIONAL MEDICAL CENTER



Expected

FY 2011

FY 2012

FY 2013

FY 2014

FY 2015

N/A

N/A

\$1,802
23%

\$774
13%

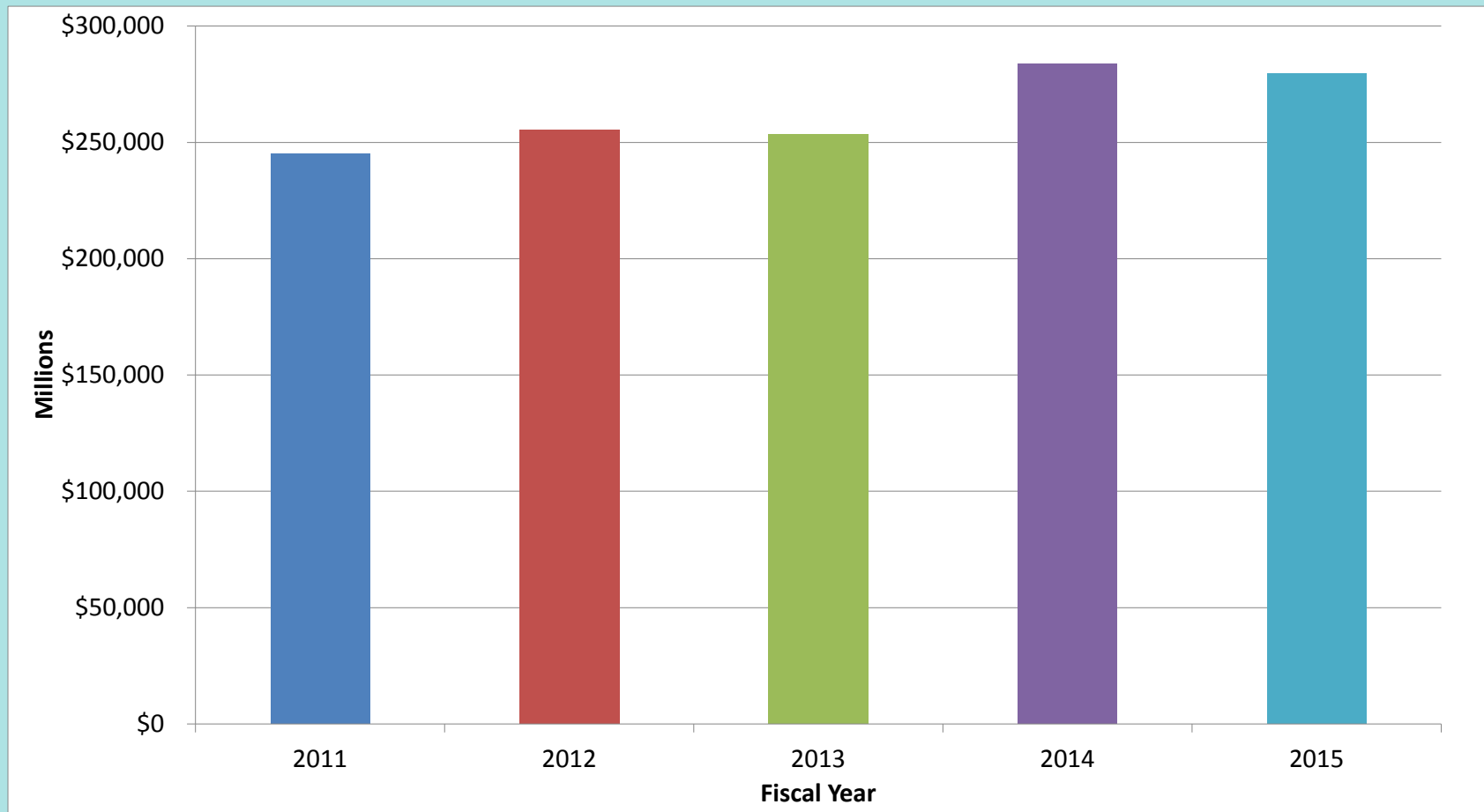
\$1,619
18%



SRMC Accounts Receivable Greater Than Ninety Days reflects Net Accounts Receivable - all other receivables are shown at Gross

UNM Health Sciences Center
Metrics - Preliminary and Unaudited
Proposals Submitted
(Amounts are in thousands)

UNIVERSITY HSC



Expected



FY 2011

\$244,913

FY 2012

\$255,382

FY 2013

\$253,553

FY 2014

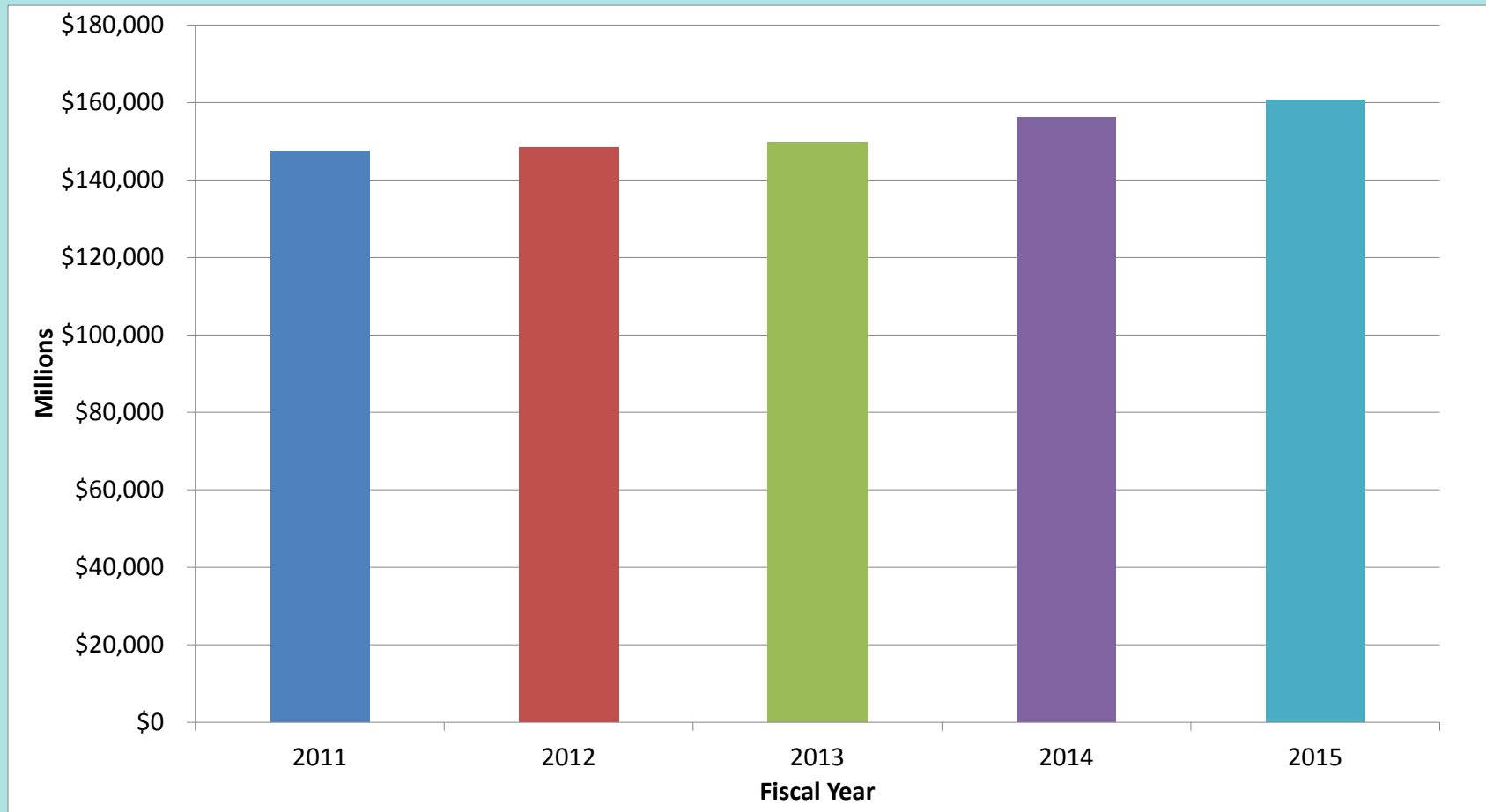
\$283,547

FY 2015

\$279,445

UNM Health Sciences Center
Metrics - Preliminary and Unaudited
Awards
(Amounts are in thousands)

UNIVERSITY HSC



Expected



FY 2011

\$147,382

FY 2012

\$148,364

FY 2013

\$149,738

FY 2014

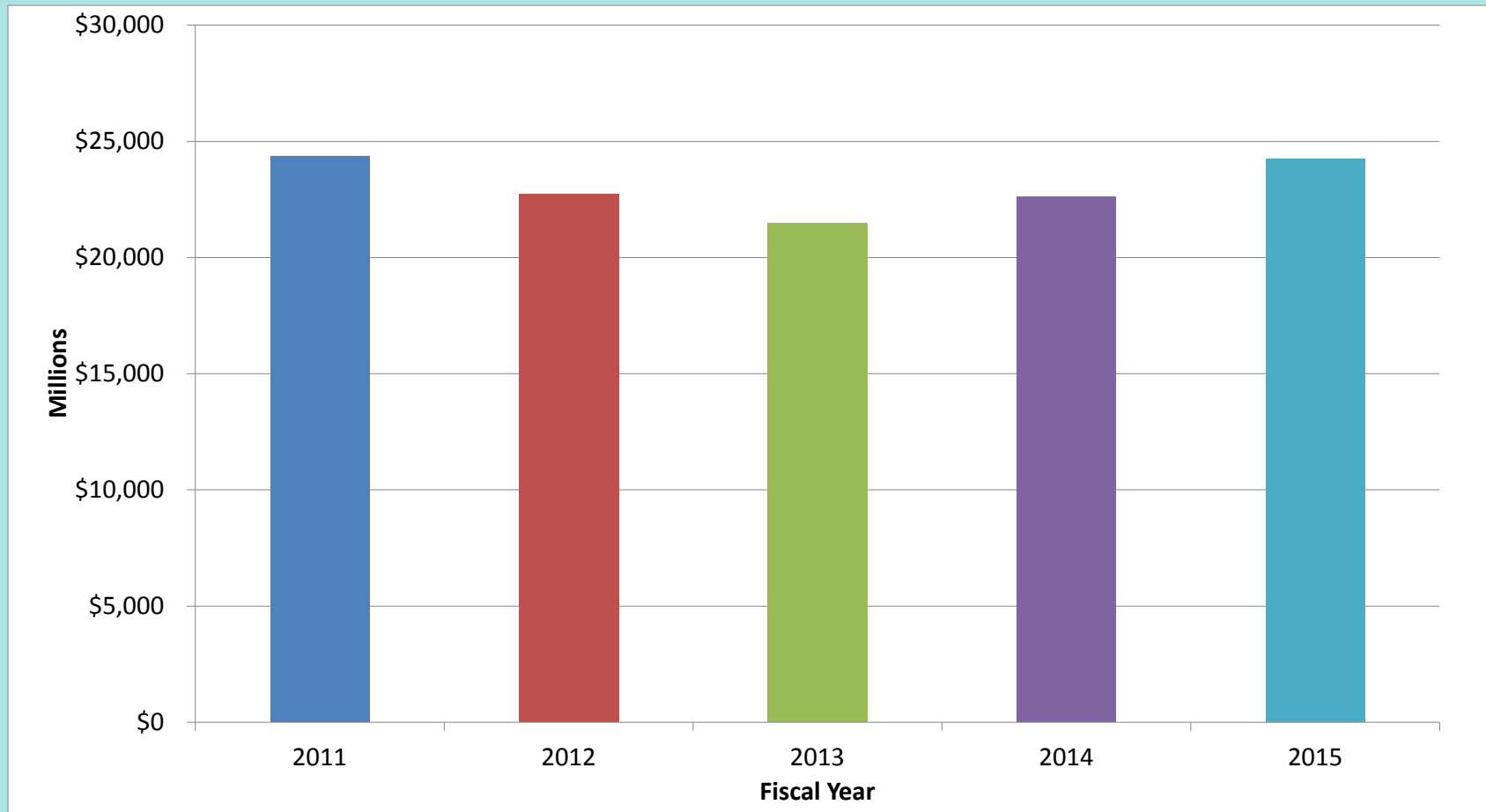
\$156,103

FY 2015

\$160,754

UNM Health Sciences Center
Metrics - Preliminary and Unaudited
Earned F&A
 (Amounts are in thousands)

UNIVERSITY HSC



Expected



FY 2011

\$24,371

FY 2012

\$22,709

FY 2013

\$21,459

FY 2014

\$22,595

FY 2015

\$24,250



UNIVERSITY OF NEW MEXICO HEALTH SCIENCES CENTER - University HSC Only*
2015 Fiscal Year-to-Date Summary through June 30, 2015 (Preliminary and Unaudited)
(In thousands)

* UNIVERSITY HSC ONLY INCLUDES: SOM, CON, COP, HSLIC, ADMIN, RESEARCH

	University HSC FY 2015 Revised Budget 3/31/2015	University HSC FY 2015 YTD 6/30/15 Actual	University HSC FY 2014 Year End Actual	University HSC FY 2015 YTD Actual to FY 2015 Re-Forecasted Budget Benchmark Rate (100%)	University HSC FY 2015 YTD Actual to FY 2014 Year End Actual Benchmark Rate (100%)
1 UNM MEDICAL GROUP REVENUES	122,961	125,625	106,236	102%	118%
2 UNM HOSPITALS REVENUES	132,642	142,751	126,718	108%	113%
3 SRMC REVENUES	20,387	19,679	15,912	97%	124%
4 TUITION AND FEES	15,173	15,811	14,806	104%	107%
5 CIGARETTE TAX APPROPRIATIONS	3,949	3,824	3,932	97%	97%
6 RPSP APPROPRIATIONS	19,689	19,690	17,902	100%	110%
7 I&G APPROPRIATIONS	64,907	64,907	61,566	100%	105%
8 I&G MAIN CAMPUS TRANSFERS	19,900	19,900	18,518	100%	107%
9 F&A REVENUES (OH RETURN)	23,500	24,250	22,595	103%	107%
10 HSC/UNM INTERNAL TRANSFERS	(4,871)	(5,578)	(6,229)	115%	90%
11 MILL LEVY	0	0	0	N/A	N/A
12 OTHER REVENUES	35,538	32,502	24,550	91%	132%
13 CONTRACT AND GRANT REVENUES	134,174	142,683	132,502	106%	108%
TOTAL REVENUES	587,949	606,044	539,008	103%	112%
14 TOTAL COMPENSATION EXPENSES	361,842	368,308	337,729	102%	109%
15 SUPPLIES/MEDICAL SUPPLIES	14,032	13,441	11,916	96%	113%
16 UNIVERSITY CLINICIANS PROGRAM	0	0	0	N/A	N/A
17 HOUSESTAFF	0	0	0	N/A	N/A
18 TRAVEL	6,288	5,080	4,700	81%	108%
19 STUDENT COSTS	4,291	3,024	2,422	70%	125%
20 PATIENT CARE COSTS	1,330	1,282	1,431	96%	90%
21 TELEPHONE/COMMUNICATION COSTS	2,277	2,277	2,257	100%	101%
22 PURCHASED SERVICES	35,490	35,628	26,891	100%	132%
23 OTHER MEDICAL SERVICES	0	0	0	N/A	N/A
24 SUB AWARDS/SERVICE CONTRACTS	988	1,399	1,134	142%	123%
25 O&M & LEASES	7,467	7,208	7,461	97%	97%
26 UTILITIES	4,966	5,292	4,801	107%	110%
27 DEPRECIATION	0	0	0	N/A	N/A
28 INTEREST EXPENSE	2,284	2,284	2,169	100%	105%
29 OTHER EXPENSES	9,043	2,637	2,958	29%	89%
30 CONTRACT AND GRANT EXPENSES	130,054	133,967	124,136	103%	108%
TOTAL EXPENSES	580,352	581,827	530,005	100%	110%
OPERATING NET MARGIN	7,597	24,217	9,003		
NON-RECURRING ITEMS					
31 CAPITAL EXPENDITURES	2,865	1,620	2,030	57%	80%
32 MEANINGFUL USE REVENUE	0	0	0	N/A	N/A
33 RETURN ON INVESTMENT - TRIWEST	0	0	0	N/A	N/A
34 USE OF UNMMG RESERVES	0	0	0	N/A	N/A
35 RECRUITMENT/STARTUP/SCHOLARSHIPS	1,908	1,870	6,225	98%	30%
36 NON-RECURRING TRANSFERS	4,867	9,977	4,440	205%	225%
TOTAL NON-RECURRING ITEMS	9,640	13,467	12,695	140%	106%
NET INCOME/(USE OF RESERVES)	(2,043)	10,750	(3,692)		



UNIVERSITY OF NEW MEXICO HEALTH SCIENCES CENTER - UNM Hospitals Only
2015 Fiscal Year-to-Date Summary through June 30, 2015 (Preliminary and Unaudited)
(In thousands)

Clinical Operations

	UNM Hospitals FY 2015 Revised Budget 3/31/2015	UNM Hospitals FY 2015 YTD 6/30/15 Actual	UNM Hospitals FY 2014 Year End Actual	UNM Hospitals FY 2015 YTD Actual to FY 2015 Re-Forecasted Budget Benchmark Rate (100%)	UNM Hospitals FY 2015 YTD Actual to FY 2014 Year End Actual Benchmark Rate (100%)
1 UNM MEDICAL GROUP REVENUES	0	0	0	N/A	N/A
2 UNM HOSPITALS REVENUES	836,613	911,756	709,438	109%	129%
3 SRMC REVENUES	0	0	0	N/A	N/A
4 TUITION AND FEES	0	0	0	N/A	N/A
5 CIGARETTE TAX APPROPRIATIONS	0	0	0	N/A	N/A
6 RPSP APPROPRIATIONS	13,117	13,117	12,520	100%	105%
7 I&G APPROPRIATIONS	0	0	0	N/A	N/A
8 I&G MAIN CAMPUS TRANSFERS	0	0	0	N/A	N/A
9 F&A REVENUES (OH RETURN)	0	0	0	N/A	N/A
10 HSC/UNM INTERNAL TRANSFERS	0	0	0	N/A	N/A
11 MILL LEVY	92,780	93,249	92,020	101%	101%
12 OTHER REVENUES	27,313	28,172	23,062	103%	122%
13 CONTRACT AND GRANT REVENUES	3,083	3,576	3,569	116%	100%
TOTAL REVENUES	972,906	1,049,870	840,609	108%	125%
14 TOTAL COMPENSATION EXPENSES	457,179	431,161	408,780	94%	105%
15 SUPPLIES/MEDICAL SUPPLIES	151,215	149,878	141,923	99%	106%
16 UNIVERSITY CLINICIANS PROGRAM	69,553	70,757	59,387	102%	119%
17 HOUSESTAFF	28,084	27,459	25,934	98%	106%
18 TRAVEL	636	652	691	103%	94%
19 STUDENT COSTS	0	0	0	N/A	N/A
20 PATIENT CARE COSTS	36,960	36,148	46,357	98%	78%
21 TELEPHONE/COMMUNICATION COSTS	3,847	3,768	3,598	98%	105%
22 PURCHASED SERVICES	51,210	48,939	33,106	96%	148%
23 OTHER MEDICAL SERVICES	33,904	36,867	27,692	109%	133%
24 SUB AWARDS/SERVICE CONTRACTS	9,772	9,927	9,322	102%	106%
25 O&M & LEASES	18,572	17,824	16,498	96%	108%
26 UTILITIES	6,738	6,670	6,316	99%	106%
27 DEPRECIATION	33,069	33,706	31,831	102%	106%
28 INTEREST EXPENSE	7,375	6,868	7,567	93%	91%
29 OTHER EXPENSES	32,572	33,997	26,478	104%	128%
30 CONTRACT AND GRANT EXPENSES	0	0	0	N/A	N/A
TOTAL EXPENSES	940,686	914,621	845,480	97%	108%
OPERATING NET MARGIN	32,220	135,249	(4,871)		
NON-RECURRING ITEMS					
31 CAPITAL EXPENDITURES	37,360	128,982	26,000	345%	496%
32 MEANINGFUL USE REVENUE	0	0	0	N/A	N/A
33 RETURN ON INVESTMENT - TRIWEST	(12,030)	(14,172)	(39,873)	118%	36%
34 USE OF UNMMG RESERVES	0	0	0	N/A	N/A
35 RECRUITMENT/STARTUP/SCHOLARSHIPS	0	0	0	N/A	N/A
36 NON-RECURRING TRANSFERS	0	0	0	N/A	N/A
TOTAL NON-RECURRING ITEMS	25,330	114,810	(13,873)	453%	-828%
NET INCOME/(USE OF RESERVES)	6,890	20,439	9,002		



UNIVERSITY OF NEW MEXICO HEALTH SCIENCES CENTER - UNMMG Only
2015 Fiscal Year-to-Date Summary through June 30, 2015 (Preliminary and Unaudited)
(In thousands)

Clinical Operations

	UNMMG FY 2015 Revised Budget 3/31/2015	UNMMG FY 2015 YTD 6/30/15 Actual	UNMMG FY 2014 Year End Actual	UNMMG FY 2015 YTD Actual to FY 2015 Re-Forecasted Budget Benchmark Rate (100%)	UNMMG FY 2015 YTD Actual to FY 2014 Year End Actual Benchmark Rate (100%)
1 UNM MEDICAL GROUP REVENUES	184,416	189,966	162,835	103%	117%
2 UNM HOSPITALS REVENUES	0	0	0	N/A	N/A
3 SRMC REVENUES	0	0	0	N/A	N/A
4 TUITION AND FEES	0	0	0	N/A	N/A
5 CIGARETTE TAX APPROPRIATIONS	0	0	0	N/A	N/A
6 RPSP APPROPRIATIONS	813	813	815	100%	100%
7 I&G APPROPRIATIONS	0	0	0	N/A	N/A
8 I&G MAIN CAMPUS TRANSFERS	0	0	0	N/A	N/A
9 F&A REVENUES (OH RETURN)	0	0	0	N/A	N/A
10 HSC/UNM INTERNAL TRANSFERS	0	0	0	N/A	N/A
11 MILL LEVY	0	0	0	N/A	N/A
12 OTHER REVENUES	8,301	10,513	3,546	127%	296%
13 CONTRACT AND GRANT REVENUES	0	0	0	N/A	N/A
TOTAL REVENUES	193,530	201,292	167,196	104%	120%
14 TOTAL COMPENSATION EXPENSES	17,817	17,473	15,533	98%	112%
15 SUPPLIES/MEDICAL SUPPLIES	0	0	0	N/A	N/A
16 UNIVERSITY CLINICIANS PROGRAM	0	0	0	N/A	N/A
17 HOUSESTAFF	0	0	0	N/A	N/A
18 TRAVEL	0	0	0	N/A	N/A
19 STUDENT COSTS	0	0	0	N/A	N/A
20 PATIENT CARE COSTS	23,360	24,266	19,065	104%	127%
21 TELEPHONE/COMMUNICATION COSTS	0	0	0	N/A	N/A
22 PURCHASED SERVICES	139,595	144,340	115,568	103%	125%
23 OTHER MEDICAL SERVICES	0	0	0	N/A	N/A
24 SUB AWARDS/SERVICE CONTRACTS	0	0	0	N/A	N/A
25 O&M & LEASES	484	485	429	100%	113%
26 UTILITIES	0	0	0	N/A	N/A
27 DEPRECIATION	404	419	393	104%	107%
28 INTEREST EXPENSE	0	0	0	N/A	N/A
29 OTHER EXPENSES	7,252	6,426	5,614	89%	114%
30 CONTRACT AND GRANT EXPENSES	0	0	0	N/A	N/A
TOTAL EXPENSES	188,912	193,409	156,602	102%	124%
OPERATING NET MARGIN	4,618	7,883	10,594		
NON-RECURRING ITEMS					
31 CAPITAL EXPENDITURES	0	0	0	N/A	N/A
32 MEANINGFUL USE REVENUE	0	(55)	(120)	N/A	46%
33 RETURN ON INVESTMENT - TRIWEST	0	0	0	N/A	N/A
34 USE OF UNMMG RESERVES	6,903	6,829	11,455	99%	60%
35 RECRUITMENT/STARTUP/SCHOLARSHIPS	0	0	0	N/A	N/A
36 NON-RECURRING TRANSFERS	0	0	0	N/A	N/A
TOTAL NON-RECURRING ITEMS	6,903	6,774	11,335	98%	60%
NET INCOME/(USE OF RESERVES)	(2,285)	1,109	(741)		



UNIVERSITY OF NEW MEXICO HEALTH SCIENCES CENTER - SRMC Only
2015 Fiscal Year-to-Date Summary through June 30, 2015 (Preliminary and Unaudited)
(In thousands)

Clinical Operations

	SRMC FY 2015 Revised Budget 3/31/2015	SRMC FY 2015 YTD 6/30/15 Actual	SRMC FY 2014 Year End Actual	SRMC FY 2015 YTD Actual to FY 2015 Re-Forecasted Budget Benchmark Rate (100%)	SRMC FY 2015 YTD Actual to FY 2014 Year End Actual Benchmark Rate (100%)
1 UNM MEDICAL GROUP REVENUES	0	0	0	N/A	N/A
2 UNM HOSPITALS REVENUES	0	0	0	N/A	N/A
3 SRMC REVENUES	71,912	74,755	53,651	104%	139%
4 TUITION AND FEES	0	0	0	N/A	N/A
5 CIGARETTE TAX APPROPRIATIONS	0	0	0	N/A	N/A
6 RPSP APPROPRIATIONS	0	0	0	N/A	N/A
7 I&G APPROPRIATIONS	0	0	0	N/A	N/A
8 I&G MAIN CAMPUS TRANSFERS	0	0	0	N/A	N/A
9 F&A REVENUES (OH RETURN)	0	0	0	N/A	N/A
10 HSC/UNM INTERNAL TRANSFERS	0	0	0	N/A	N/A
11 MILL LEVY	5,997	6,081	7,983	101%	76%
12 OTHER REVENUES	502	468	441	93%	106%
13 CONTRACT AND GRANT REVENUES	0	59	0	N/A	N/A
TOTAL REVENUES	78,411	81,363	62,075	104%	131%
14 TOTAL COMPENSATION EXPENSES	33,972	34,376	25,732	101%	134%
15 SUPPLIES/MEDICAL SUPPLIES	15,319	15,098	12,044	99%	125%
16 UNIVERSITY CLINICIANS PROGRAM	310	324	0	105%	N/A
17 HOUSESTAFF	262	246	117	94%	210%
18 TRAVEL	17	33	20	194%	165%
19 STUDENT COSTS	0	0	0	N/A	N/A
20 PATIENT CARE COSTS	4,229	4,342	4,346	103%	100%
21 TELEPHONE/COMMUNICATION COSTS	90	94	85	104%	111%
22 PURCHASED SERVICES	2,885	3,718	3,902	129%	95%
23 OTHER MEDICAL SERVICES	870	864	369	99%	234%
24 SUB AWARDS/SERVICE CONTRACTS	1,536	1,581	1,377	103%	115%
25 O&M & LEASES	989	935	621	95%	151%
26 UTILITIES	830	830	785	100%	106%
27 DEPRECIATION	9,571	9,621	9,112	101%	106%
28 INTEREST EXPENSE	4,009	4,013	4,090	100%	98%
29 OTHER EXPENSES	2,640	2,627	2,040	100%	129%
30 CONTRACT AND GRANT EXPENSES	0	0	0	N/A	N/A
TOTAL EXPENSES	77,529	78,702	64,640	102%	122%
OPERATING NET MARGIN	882	2,661	(2,565)		
NON-RECURRING ITEMS					
31 CAPITAL EXPENDITURES	0	0	0	N/A	N/A
32 MEANINGFUL USE REVENUE	0	0	0	N/A	N/A
33 RETURN ON INVESTMENT - TRIWEST	0	0	0	N/A	N/A
34 USE OF UNMMG RESERVES	0	0	0	N/A	N/A
35 RECRUITMENT/STARTUP/SCHOLARSHIPS	0	0	0	N/A	N/A
36 NON-RECURRING TRANSFERS	0	0	0	N/A	N/A
TOTAL NON-RECURRING ITEMS	0	0	0	N/A	N/A
NET INCOME/(USE OF RESERVES)	882	2,661	(2,565)		



UNIVERSITY OF NEW MEXICO HEALTH SCIENCES CENTER - Consolidated HSC
2015 Fiscal Year-to-Date Summary through June 30, 2015 (Preliminary and Unaudited)
(In thousands)

* INCLUDES INTERCOMPANY ELIMINATIONS

Clinical and Academic Operations

	Consolidated HSC FY 2015 Revised Budget 3/31/2015	Consolidated HSC FY 2015 YTD 6/30/15 Actual	Consolidated HSC FY 2014 Year End Actual	Consolidated HSC FY 2015 YTD Actual to FY 2015 Re-Forecasted Budget Benchmark Rate (100%)	Consolidated HSC FY 2015 YTD Actual to FY 2014 Year End Actual Benchmark Rate (100%)
1 UNM MEDICAL GROUP REVENUES *	184,416	189,966	162,416	103%	117%
2 UNM HOSPITALS REVENUES *	838,666	914,420	700,985	109%	130%
3 SRMC REVENUES *	71,913	74,755	53,540	104%	140%
4 TUITION AND FEES	15,173	15,811	14,806	104%	107%
5 CIGARETTE TAX APPROPRIATIONS	3,949	3,824	3,932	97%	97%
6 RPSP APPROPRIATIONS	33,619	33,620	31,237	100%	108%
7 I&G APPROPRIATIONS	64,907	64,907	61,566	100%	105%
8 I&G MAIN CAMPUS TRANSFERS	19,900	19,900	18,518	100%	107%
9 F&A REVENUES (OH RETURN)	23,500	24,250	22,595	103%	107%
10 HSC/UNM INTERNAL TRANSFERS	(4,871)	(5,578)	(6,229)	115%	90%
11 MILL LEVY	98,777	99,330	100,003	101%	99%
12 OTHER REVENUES *	55,362	54,802	51,599	99%	106%
13 CONTRACT AND GRANT REVENUES	137,257	146,318	136,071	107%	108%
TOTAL REVENUES	1,542,568	1,636,325	1,351,039	106%	121%
14 TOTAL COMPENSATION EXPENSES *	598,044	567,819	546,144	95%	104%
15 SUPPLIES/MEDICAL SUPPLIES *	180,566	178,187	165,883	99%	107%
16 UNIVERSITY CLINICIANS PROGRAM	69,863	71,081	59,387	102%	120%
17 HOUSESTAFF	28,346	27,705	26,051	98%	106%
18 TRAVEL	6,941	5,765	5,411	83%	107%
19 STUDENT COSTS	4,291	3,024	2,422	70%	125%
20 PATIENT CARE COSTS	65,879	66,038	71,199	100%	93%
21 TELEPHONE/COMMUNICATION COSTS	6,214	6,139	5,940	99%	103%
22 PURCHASED SERVICES *	211,718	213,964	163,248	101%	131%
23 OTHER MEDICAL SERVICES	34,774	37,731	28,061	109%	134%
24 SUB AWARDS/SERVICE CONTRACTS	12,296	12,907	11,833	105%	109%
25 O&M & LEASES *	27,512	26,598	25,009	97%	106%
26 UTILITIES	12,534	12,792	11,902	102%	107%
27 DEPRECIATION	43,044	43,746	41,336	102%	106%
28 INTEREST EXPENSE	13,668	13,165	13,826	96%	95%
29 OTHER EXPENSES	51,507	45,687	37,090	89%	123%
30 CONTRACT AND GRANT EXPENSES	130,054	133,967	124,136	103%	108%
TOTAL EXPENSES	1,497,251	1,466,315	1,338,878	98%	110%
OPERATING NET MARGIN	45,317	170,010	12,161		
NON-RECURRING ITEMS					
31 CAPITAL EXPENDITURES	40,225	130,602	28,030	325%	466%
32 MEANINGFUL USE REVENUE	0	(55)	(120)	N/A	46%
33 RETURN ON INVESTMENT - TRIWEST	(12,030)	(14,172)	(39,873)	118%	36%
34 USE OF UNMMG RESERVES	6,903	6,829	11,455	99%	60%
35 RECRUITMENT/STARTUP/SCHOLARSHIPS	1,908	1,870	6,225	98%	30%
36 NON-RECURRING TRANSFERS	4,867	9,977	4,440	205%	225%
TOTAL NON-RECURRING ITEMS	41,873	135,051	10,157	323%	1330%
NET INCOME/(USE OF RESERVES)	3,444	34,959	2,004		



UNIVERSITY OF NEW MEXICO HEALTH SCIENCES CENTER - Consolidated HSC
2015 Fiscal Year-to-Date Summary through June 30, 2015 (Preliminary and Unaudited)
(In thousands)
DOES NOT INCLUDE INTERCOMPANY ELIMINATIONS

Clinical and Academic Operations

	Consolidated HSC FY 2015 Revised Budget 3/31/2015	Consolidated HSC FY 2015 YTD 6/30/15 Actual	Consolidated HSC FY 2014 Year End Actual	Consolidated HSC FY 2015 YTD Actual to FY 2015 Re-Forecasted Budget Benchmark Rate (100%)	Consolidated HSC FY 2015 YTD Actual to FY 2014 Year End Actual Benchmark Rate (100%)
1 UNM MEDICAL GROUP REVENUES	307,377	315,591	269,071	103%	117%
2 UNM HOSPITALS REVENUES	969,255	1,054,507	836,156	109%	126%
3 SRMC REVENUES	92,299	94,434	69,563	102%	136%
4 TUITION AND FEES	15,173	15,811	14,806	104%	107%
5 CIGARETTE TAX APPROPRIATIONS	3,949	3,824	3,932	97%	97%
6 RPSP APPROPRIATIONS	33,619	33,620	31,237	100%	108%
7 I&G APPROPRIATIONS	64,907	64,907	61,566	100%	105%
8 I&G MAIN CAMPUS TRANSFERS	19,900	19,900	18,518	100%	107%
9 F&A REVENUES (OH RETURN)	23,500	24,250	22,595	103%	107%
10 HSC/UNM INTERNAL TRANSFERS	(4,871)	(5,578)	(6,229)	115%	90%
11 MILL LEVY	98,777	99,330	100,003	101%	99%
12 OTHER REVENUES	71,654	71,655	51,599	100%	139%
13 CONTRACT AND GRANT REVENUES	137,257	146,318	136,071	107%	108%
TOTAL REVENUES	1,832,796	1,938,569	1,608,888	106%	120%
14 TOTAL COMPENSATION EXPENSES	870,810	851,318	787,774	98%	108%
15 SUPPLIES/MEDICAL SUPPLIES	180,566	178,417	165,883	99%	108%
16 UNIVERSITY CLINICIANS PROGRAM	69,863	71,081	59,387	102%	120%
17 HOUSESTAFF	28,346	27,705	26,051	98%	106%
18 TRAVEL	6,941	5,765	5,411	83%	107%
19 STUDENT COSTS	4,291	3,024	2,422	70%	125%
20 PATIENT CARE COSTS	65,879	66,038	71,199	100%	93%
21 TELEPHONE/COMMUNICATION COSTS	6,214	6,139	5,940	99%	103%
22 PURCHASED SERVICES	229,180	232,625	179,467	102%	130%
23 OTHER MEDICAL SERVICES	34,774	37,731	28,061	109%	134%
24 SUB AWARDS/SERVICE CONTRACTS	12,296	12,907	11,833	105%	109%
25 O&M & LEASES	27,512	26,452	25,009	96%	106%
26 UTILITIES	12,534	12,792	11,902	102%	107%
27 DEPRECIATION	43,044	43,746	41,336	102%	106%
28 INTEREST EXPENSE	13,668	13,165	13,826	96%	95%
29 OTHER EXPENSES	51,507	45,687	37,090	89%	123%
30 CONTRACT AND GRANT EXPENSES	130,054	133,967	124,136	103%	108%
TOTAL EXPENSES	1,787,479	1,768,559	1,596,727	99%	111%
OPERATING NET MARGIN	45,317	170,010	12,161		
NON-RECURRING ITEMS					
31 CAPITAL EXPENDITURES	40,225	130,602	28,030	325%	466%
32 MEANINGFUL USE REVENUE	0	(55)	(120)	N/A	46%
33 RETURN ON INVESTMENT - TRIWEST	(12,030)	(14,172)	(39,873)	118%	36%
34 USE OF UNMMG RESERVES	6,903	6,829	11,455	99%	60%
35 RECRUITMENT/STARTUP/SCHOLARSHIPS	1,908	1,870	6,225	98%	30%
36 NON-RECURRING TRANSFERS	4,867	9,977	4,440	205%	225%
TOTAL NON-RECURRING ITEMS	41,873	135,051	10,157	323%	1330%
NET INCOME/(USE OF RESERVES)	3,444	34,959	2,004		

GLOSSARY OF REPORT CATEGORIES

FINANCIAL STATEMENT CATEGORY		UNM	UNMMG	UNM Hospitals	SRMC
1	UNM MEDICAL GROUP REVENUES	Clinical revenue primarily based on Physician or Provider efforts and collection through UNMMG	Net patient services revenue including SCI & UPL from UNMMG Clinical operations	N/A	N/A
2	UNM HOSPITALS REVENUES	Revenue from University Hospital to the School of Medicine	N/A	Hospital facility revenue based on patient billings by UNMH	N/A
3	SRMC REVENUES	Revenue from SRMC to the School of Medicine	N/A	N/A	Hospital facility revenue based on patient billings by SRMC
4	TUITION AND FEES	Tuition & Fees, including tuition differentials	N/A	N/A	N/A
5	CIGARETTE TAX APPROPRIATIONS	Revenues received from the State as a calculated portion of Tax Revenue on the sale of tobacco products for use in Cancer Research	N/A	N/A	N/A
6	RPSP APPROPRIATIONS	Revenue received for current operations made available to UNM by act of NM State Legislature on an annual basis for Research, Public Service and Independent Operations	N/A	Revenue received for current operations made available to UNMH by act of NM State Legislature on an annual basis for Research, Public Service and Independent Operations	N/A
7	I&G APPROPRIATIONS	Revenue received for current operations made available to UNM by act of NM State Legislature on an annual basis for I&G operations	N/A	N/A	N/A
8	I&G MAIN CAMPUS TRANSFERS	Partial transfer of tuition and formula workload generated by Nursing, Pharmacy and SOM	N/A	N/A	N/A
9	F & A REVENUES (OH RETURN)	Revenue from recovery of indirect costs (F&A) incurred by a Contract or Grant also known as overhead return	N/A	N/A	N/A
10	HSC/UNM INTERNAL TRANSFERS	All transfers to/from HSC Unrestricted Funds excluding the I&G Main Campus Transfer and Transfers for Debt Service	N/A	N/A	N/A
11	MILL LEVY	N/A	N/A	Mil levy taxes collected on behalf of the Bernalillo County Treasurer and remitted to UNMH as required by the Hospital Funding Act.	Mil levy taxes collected on behalf of the Sandoval County Treasurer and remitted to SRMC as required by the Hospital Funding Act.
12	OTHER REVENUES	All other Revenues - not contained in any other category - Sales & Services (not Internal Service Center P18 sales), Gains on Sponsored Projects, Gifts, Endowment Spending Distributions, Investment Income, etc.	Other operating revenues and revenue received from UNM Hospitals to cover SRMC physician costs.	All other revenues not contained in any other category: Investment income, equity loss in Tricare, donated revenue, gain/loss on sale of assets, food, nutrition, catering & vending revenue, medical records revenue, rent revenue, all other non-operating revenue	All other revenues not contained in any other category: Investment income, donated revenue, gain/loss on sale of assets, food, nutrition, catering & vending revenue, medical records revenue, rent revenue, all other non-operating revenue
13	CONTRACT AND GRANT REVENUES	All Restricted Funds Revenue and Unrestricted Contract Revenue for example VA contracts	N/A	Revenue associated with restricted and unrestricted contracts and grants	N/A
14	TOTAL COMPENSATION EXPENSES	Salary, wages & benefits	Salaries and benefits considered to be operating and certain clinical expenses of UNMMG	Salary, wages & benefits	Salary, wages & benefits

GLOSSARY OF REPORT CATEGORIES

FINANCIAL STATEMENT CATEGORY	UNM	UNMMG	UNM Hospitals	SRMC
15 SUPPLIES/MEDICAL SUPPLIES	Office supplies, computer supplies, dues & memberships, postage charges, recruitment expenses, non capital equipment, computers, food, lab supplies, uniforms, training materials, etc.	N/A	Medical supplies for: lab, radiology, blood, pharmaceuticals, biologics, implantable devices, office supplies, computer supplies, photocopy expense, forms, linen, food, uniforms, and training materials.	Medical supplies for: lab, radiology, blood, pharmaceuticals, biologics, implantable devices, office supplies, computer supplies, photocopy expense, forms, linen, food, uniforms, and training materials.
16 UNIVERSITY CLINICIANS PROGRAM	N/A	N/A	Special clinician program to support SOM	Special clinician program to support SOM
17 HOUSESTAFF	N/A	N/A	Reimbursement of patient care services provided by residents who are employed by SOM.	Reimbursement of patient care services provided by SOM through UNMMG.
18 TRAVEL	Travel - in state, out of state, foreign, business meals, rental vehicles, new employee moving expenses, vehicle fuel etc.	N/A	Travel - in state, out of state, business meals, rental vehicles, flights, ground transportation, vehicle fuel etc.	Travel - in state, out of state, business meals, rental vehicles, flights, ground transportation, vehicle fuel etc.
19 STUDENT COSTS	Student tuition/fee expense, student travel, scholarships/fellowships, housing, insurance for students, student awards, etc.	N/A	N/A	N/A
20 PATIENT CARE COSTS	Patient Care costs for inpatient, outpatient care & lab, pharmacy and x-ray services for patients	Patient Care costs for inpatient, outpatient care & lab, pharmacy and x-ray services for patients	Patient Care costs for inpatient, outpatient care including Tricore laboratory expense, OR Instruments, NM Insurance pool premiums, kidney acquisition, step down care (snf) for IV dependent patients, radiation oncology and patient assistance	Patient Care costs for inpatient, outpatient care including Tricore laboratory expense, OR Instruments, NM Insurance pool premiums, kidney acquisition, step down care (snf) for IV dependent patients, radiation oncology and patient assistance
21 TELEPHONE/COMMUNICATION COSTS	Telephone, voicemail, cellular, long distance, paging and data networking charges	N/A	Telephone, voicemail, cellular, long distance, paging and data networking charges	Telephone, voicemail, cellular, long distance, paging and data networking charges
22 PURCHASED SERVICES	Alarm fees, internet fees, architectural services, auditing services, printing/copying/binding fees, conference/event fees, honoraria, insurance charges (general liability, professional liability), legal services, electronic journals & books, consultant fees, etc.	Includes payment to UNM SOM for physician and other provider services	Recruitment, professional, legal, auditing, consulting fees, promotional/graphics, IT Hosting Cerner, Siemens and PACS, safety and risk services, equifax, laundry, malpractice and liability insurance, etc.	Recruitment, professional, legal, auditing, consulting fees, promotional/graphics, IT Hosting Cerner, Siemens and PACS, safety and risk services, equifax, laundry, malpractice and liability insurance, etc.
23 OTHER MEDICAL SERVICES	N/A	N/A	Pathology contract, physician services, Executive Medical Directors, Medical Directors, dialysis services for UNM Care patients, OMI MOU, Adult Infusion net	Physician services
24 SUB AWARDS/SERVICE CONTRACTS	Unrestricted Sub Awards, Gain/Loss on Unrestricted Projects	N/A	All service contracts	All service contracts
25 O&M & LEASES	Plant maintenance and repairs, equipment repairs and maintenance, property insurance, auto insurance, facility rent expense	Building maintenance and repairs, equipment repairs and maintenance, repair parts, equipment rent, property insurance, auto insurance, facility rent expense, and housekeeping supplies	Building maintenance and repairs, equipment repairs and maintenance, repair parts, equipment rent, property insurance, auto insurance, facility rent expense, and housekeeping supplies	Building maintenance and repairs, equipment repairs and maintenance, repair parts, equipment rent, property insurance, auto insurance, facility rent expense, and housekeeping supplies
26 UTILITIES	Natural gas, electricity, steam, sewer, water, chilled water	N/A	Natural gas, electricity, steam, sewer, water, chilled water	Natural gas, electricity, steam, sewer, water, chilled water

GLOSSARY OF REPORT CATEGORIES

FINANCIAL STATEMENT CATEGORY		UNM	UNMMG	UNM Hospitals	SRMC
27	DEPRECIATION	N/A	The annual amortization for the furniture and equipment.	The annual amortization for the capital outlay associated with building, building improvement, fixed and moveable equipment which is based on the estimated useful lives of the assets as determined by the AHA "Estimated useful lives of Depreciable Hospital Assets".	The annual amortization for the capital outlay associated with building, building improvement, fixed and moveable equipment which is based on the estimated useful lives of the assets as determined by the AHA "Estimated useful lives of Depreciable Hospital Assets".
28	INTEREST EXPENSE	Transfers to cover debt service	N/A	Interest expense associated with the series 2004 FHA Insured Hospital Mortgage Revenue Bonds.	SRMC receives subsidy payments related to interest payments under the federal Build America Bond program. Under the program SRMC applies for subsidy funds commensurate with each bond payment, so the application for the subsidy is made semiannually. Also includes interest expense on the Series A & B Bonds.
29	OTHER EXPENSES	Banking fees, cost of goods sold, research costs, royalties, bad debt expense, other operating costs, Banner tax, etc.	Billings & collections expenses and other operating expenses of UNMMG	Programming, application, software and maintenance expenses, non capital equipment (less than \$5k), signs, dues & memberships, freight, postage, subscriptions, licenses/permits, Gap Tax, Intergovernmental Transfers for the SCI and IME, bond issuance costs, capital initiatives and other non-operating expenses.	Programming, application, software and maintenance expenses, non capital equipment (less than \$5k), signs, dues & memberships, freight, postage, subscriptions, licenses/permits, Gap Tax, Intergovernmental Transfers for the SCI and IME, bond issuance costs, capital initiatives and other non-operating expenses.
30	CONTRACT AND GRANT EXPENSES	All Restricted Funds Expense and Unrestricted Contract Expense for example VA contracts	N/A	N/A	N/A
31	CAPITAL EXPENDITURES	Equipment/furniture >\$5,000, Computer hardware, library acquisitions, etc.	N/A	This is capital initiatives in the case of UNM Hospitals.	N/A
32	MEANINGFUL USE REVENUE	N/A	Medicare and Medicaid programs provide incentive payments for hospital and physicians that make meaningful use of certified electronic health record technology.	Medicare and Medicaid programs provide incentive payments for hospital and physicians that make meaningful use of certified electronic health record technology.	N/A
33	RETURN ON INVESTMENT - TRIWEST	NA	NA	Dividend payments from investment in TriWest	NA
34	USE OF UNMMG RESERVES	N/A	To fund and support the mission of the Health Sciences Center.	N/A	N/A
35	RECRUITMENT/STARTUP/SCHOLARSHIPS	Chair and Startup Packages, Dean's Scholars/Professorships, and Recruitment Costs	N/A	N/A	N/A
36	NON-RECURRING TRANSFERS	Transfers from current unrestricted funds to plant funds or any other non-recurring transfers	N/A	N/A	N/A



UNIVERSITY OF NEW MEXICO HEALTH SCIENCES CENTER
Balance Sheet for the Health Sciences Center
2015 Fiscal Year as of June 30, 2015 (Preliminary and Unaudited)
(In thousands)

University HSC	UNM Hospitals	UNMMG	SRMC
----------------	---------------	-------	------

ASSETS

1 Cash and cash equivalents	5,486	146,491	23,360	13,184
2 Marketable securities	8,230	34,558	-	-
Receivables:				
3 Patient, net	916	134,264	28,476	10,300
4 Receivable from Affiliates	94,663	1,993	7,894	-
5 Estimated third party payor settlements	-	33,450	-	1,513
6 County Treasurer	-	1,668	-	73
7 Contracts, Grants and Other	21,222	3,167	-	994
8 Other	631	16,998	716	3,036
Total Current Assets	131,148	372,589	60,446	29,100

Assets whose use is limited:

9 Held by trustee for debt service & other	-	15,072	-	11,258
10 By UNM Hospital Board of Trustees	-	21,453	-	-
11 Board and Other Designated Assets	254,081	-	18,985	-
12 Endowments	107,309	-	-	-
13 Capital Assets, net of depreciation	254,438	239,294	3,541	121,779

TOTAL ASSETS

746,976	648,408	82,972	162,137
----------------	----------------	---------------	----------------

LIABILITIES

14 Accounts Payable	7,468	49,522	5,265	3,876
15 Other accrued liabilities	36,074	40,086	-	2,807
16 Payable to Affiliates	2,687	71,056	30,344	463
17 Bonds payable - current	869	5,630	-	3,380
18 Interest payable bonds	127	427	-	2,992
19 Estimated third party payor settlements	-	30,986	-	1,004
20 Bonds payable - non current	16,373	109,370	-	128,500
21 Other liabilities - non current	22,739	6,811	-	-
22 Sponsored Project and Other Deferred Revenue	17,410	-	-	-

TOTAL LIABILITIES

103,747	313,888	35,609	143,022
----------------	----------------	---------------	----------------

NET POSITION

23 Restricted - expendable grants, bequests and contributions	108,824	14,980	-	79
24 Restricted - trust indenture and debt agreement	-	14,347	18,985	11,258
25 Committed and Dedicated agreements	277,393	-	-	-
26 Discretionary Reserve	19,816	180,899	24,837	7,778
27 Assets invested in Capital, net of related debt	237,196	124,294	3,541	-

TOTAL NET POSITION

643,229	334,520	47,363	19,115
----------------	----------------	---------------	---------------

Current Ratio

2.78

1.88

1.70

4.07

Days Cash on Hand

N/A

61.38

47.00

75.12



UNIVERSITY OF NEW MEXICO HEALTH SCIENCES CENTER

Glossary of Report Categories

	University HSC	UNM Hospitals	UNMMG	SRMC
ASSETS				
1 Cash and cash equivalents	Funds on deposit with Financial Institution with UNM	Funds on deposit with Financial Institution	Funds on deposit with Financial Institution	Funds on deposit with Financial Institution, plus the remaining balance of the \$46m
2 Marketable securities	Funds invested in securities in accordance with UNM Investment policy	Funds invested in US Treasury	N/A	N/A
3 Patient, net	Pediatric/Newborn Transport Services, net of estimated contractual allowances and estimated bad debt	Patient Receivable after adjustments for discounts and allowances	Patient Receivable for care provided by UNM SOM facility and other practitioners, net of estimated contractual allowances and estimated bad debt	Patient Receivable for facility costs, net of estimated contractual allowances and estimated bad debt
4 Receivable from Affiliates	Related Party Receivables for goods or services provided to UNM Hospitals, UNMMG and SRMC	Related Party Receivable from University HSC and SRMC	Related Party Receivable for negative arbitrage for SRMC	Related Party Receivable from UNMMG and UNMH
5 Estimated third party payor settlements	N/A	Accounts Receivable for IME/GME /DSH	N/A	
6 County Treasurer	N/A	Bernalillo County Mil Levy Receivable	N/A	Sandoval County Mil Levy Receivable
7 Contracts, Grants and Other	Sponsored project receivables and other services invoiced by UNM such as OMI, Resident Physician contracts, etc.	Accounts Receivable from Contracts/UNM MG/Special Billing/Investments	N/A	Other receivable balances. As of year end, a receivable was recorded for the insurance proceeds associated with the damage in the OR due to the flood
8 Other	Prepaid contractual obligations, such as library subscription services and maintenance contacts	Prepaid Expense and Inventory	Pharmacy Inventory	Prepaid Expense and Inventory
9 Held by trustee for debt service & other	N/A	Debt/Mortgage reserve funds to include collateral and intangible assets	N/A	Funds held in Trustee Accounts, Mortgage reserve funds, bond debt service accounts
10 By UNM Hospital Clinical Operations Board	N/A	Investment in TriWest/Tricore Reference Laboratory	N/A	N/A
11 Board and Other Designated Assets	Funds dedicated to UNM Hospitals Capital Initiatives and unexpended plant funds	31 N/A	Department, SOM Investment in UNMMG and Quality Reserves	The original bond proceeds were used to purchase GNMA's which collateralize the mortgage with Prudential



UNIVERSITY OF NEW MEXICO HEALTH SCIENCES CENTER

Glossary of Report Categories

	University HSC	UNM Hospitals	UNMMG	SRMC
12 Endowments	Balance of endowed corpus funds generating revenue according to donor intent	N/A	N/A	N/A
13 Capital Assets, net of depreciation	Property, Plant and Equipment	Land, Property, Plant and Equipment	Furniture and Equipment	Land, Property, Plant and Equipment
LIABILITIES				
14 Accounts Payable	Unpaid balances owed to vendors for goods and services; amounts owed to employees for expense reimbursements	Amount owed to creditors	Unpaid balances owed to vendors for goods and services; accrued payroll and other payroll benefits and taxes	Unpaid balances owed to vendors for goods and services
15 Other accrued liabilities	Payroll withholding liabilities and estimated value of compensated absences	Accrued liabilities to include payroll, compensated benefit, and Incurred but not Recognized (IBNR) State Coverage Insurance	N/A	Accrued liabilities to include payroll, compensated benefits and other payroll benefits and taxes
16 Payable to Affiliates	Unpaid balances for services provided by UNM Hospitals, and UNMMG	Unpaid balances for services provided by University HSC	Unpaid balances for services provided by University HSC for purchased services, special arrangements, and indigent distribution	Unpaid balances for services provided by University HSC, UNMMG and UNMH
17 Bonds payable - current	Debt service payment that will be due within the next twelve months	Series 2004 Bonds payable in next year - FHA Insured Hospital Mortgage Revenue Bonds	N/A	Debt service payment that will be due within the next twelve months
18 Interest payable bonds	Interest Payable on outstanding debt	Interest Payable Series 2004 Bonds (FHA Insured Hospital Mortgage Revenue Bonds)	N/A	Interest Payable on Bonds
19 Estimated third party payor settlements	N/A	Medicare/Medicaid Settlements	N/A	Medicare/Medicaid Settlements
20 Bonds payable - non current	Outstanding balance due in the long-term for bond funding	Series Bonds Payable in the long-term (FHA Insured Hospital Mortgage Revenue Bonds)	N/A	Outstanding balance due in the long-term for FHA Insured Hospital Revenue Bonds
21 Other liabilities - non current	Estimated future cost associated with Other Post Retirement Benefits (OPEB) and self-funded health insurance plan	Estimated future cost associated with Other Post Employment Benefits (OPEB), bond premiums and Mortgage payable	N/A	The balance of the mortgage payable
22 Sponsored Project and Other Deferred Revenue	Prepaid contract and grant revenue, tuition, and other prepaid student fees	32 N/A	N/A	N/A



UNIVERSITY OF NEW MEXICO HEALTH SCIENCES CENTER
Glossary of Report Categories

University HSC

UNM Hospitals

UNMMG

SRMC

NET POSITION

23	Restricted - expendable grants, bequests and contributions	Restricted monies used in accordance with donor intent, contracts and bequests	Restricted monies used in accordance with donor intent, contracts and bequests	N/A	Restricted monies used in accordance with donor intent, contracts and bequests
24	Restricted - trust indenture and debt agreement	N/A	Restricted monies for Debt Service, Collateral, and Mortgage Reserve	N/A	Restricted monies for Mortgage reserve, Bond Debt Service
25	Committed and Dedicated agreements	Funds that have been committed for future expenditures. Dedicated funds have a clear focused purposed with for specific use.	N/A	Department, SOM Investment in UNMMG and Quality Fund Balances	N/A
26	Discretionary Reserve	Remaining fund balance after accounting for all restricted, committed and dedicated funds	Chief operating fund for all financial resources except those accounted for in another fund	Other operating reserves	Chief operating fund for all financial resources except those accounted for in another fund
27	Assets invested in Capital, net of related debt	Property, Plant and Equipment after adjustment for related bond debt	Property, Plant and Equipment after adjustment for related bond debt	Furniture and Equipment after adjustment for related bond debt	Property, Plant and Equipment after adjustment for related bond debt

Report on Regents' Audit and Compliance Committee Meeting August 18, 2015

The Regents' Audit and Compliance Committee (Committee) held a Meeting on August 18, 2015.

ACTION ITEMS:

- The Committee approved the meeting agenda and the minutes from the meeting of June 29, 2015. (Motions: Regent Fortner; second Regent Quillen)
- The Committee approved the next meeting date of November 5, 2015. The meeting will start at 10:00 AM to accommodate travel. The remaining February and April dates are still to be determined as it appears they conflict for some Committee members.
- The Committee unanimously approved the following UNMH audits:
 1. UNM Hospitals Food and Nutrition, Report #2014-04
 2. Sandoval Regional Medical Center Food and Nutrition, Report #2014-05
 3. UNM Hospitals Emergency Department, Report #2014-06
 4. Sandoval Regional Medical Center Emergency Department, Report #2014-07
 5. UNM Hospitals Operating Room Supplies, Report #2014-05
 6. Sandoval Regional Medical Center Operating Room Supplies, Report #2014-06
- The Committee unanimously approved the following UNM audits:
 1. Payroll Process Follow-Up Audit, Report #2015-01
 2. University-Wide Required Training Audit, Report #2015-01-A
 3. University President's Travel, Entertainment, and Other Expenses, Report #2015-04

The Committee approved the following informational Memorandum for publication:

- Review of University of New Mexico Tax Reporting Responsibilities for FY2014 (Form 990)

INFORMATION ITEMS:

- **Clery Implementation Schedule.** Mr. Chien-chih Yeh, Audit Manager, and Robert Burford, the newly-hired, incoming Clery Coordinator provided the Committee with follow-up information regarding interim status on the Clery audit recommendations. Mr. Burford has been with UNM for over 20 years. He stated the University is making progress and is on track with or ahead of where other universities are in this area. Amy Wohlert, Chief of Staff, President's Office stated they are taking the matter very seriously. The pace and quantity of work performed to date University-wide has been truly admirable. Ms. Wohlert noted there is also a new director of the Office of Equal Opportunity – Francie Cordova. Ms. Cordova has a J.D. and a background in human rights. Ms. Wohlert stated one of the biggest areas of concern is keeping everyone coordinated and moving forward in the same direction. Mr. Burford agreed.

Provost Abdallah stated they formed a coordination committee that became LoboRESPECT. The issue with all the new compliance commitments is there is a cost associated with this work that takes away from other areas. It is important to see what can be done to minimize other reporting requirements. It is getting very complicated and some things are in conflict.

Regent Fortner asked Mr. Burford if he views his position more as an investigator, an organizer, or a combination. Mr. Burford stated it is a combination but it is mostly making sure everyone is coordinated – there are a lot of areas involved. Mr. Burford indicated that investigation activities will depend on the incident and where it falls, for instance it could be OEO. His role is to make sure we are complying with Clery. Regent Fortner wanted to know what happens if a student is assaulted off-campus - is that under Clery? Mr. Burford stated it is part of the statistics.

- **Main Campus Quarterly Compliance Report.** Ms. Gonzales focused on a 2015 ethics and compliance benchmark report that came out from UNM's new hotline vendor. The report provided her office with the opportunity to compare their very early data to the "book of business" by Navex Global. The data will change quite a bit because the new hotline system was just implemented April 1, 2015. The vendor's report is not specific to higher education; it is for all of their industries, comprised of many thousands of organizations, including higher education. Ms. Gonzales added she will formally present to the Committee at least once per year on how UNM compares to this benchmark. Chairman Hosmer asked if it is possible to obtain a subset of the data for higher education. Ms. Gonzales replied that her office has requested the data but has not received a commitment on that. They are also working with colleagues in other institutions to see if they can convince the vendor to produce that report.

Ms. Gonzales reported that from April 1, 2015 through June 30, 2015, there were 52 hotline cases. Since June 30, there have received another 30. The reporting volume is very close to the volume in the benchmark report. Generally, about 1.4 percent of employees call the hotline per year. The hotline report created five categories: accounting, auditing and financial reporting, business integrity, human resources diversity and workplace respect, environmental health and safety, and misuse of assets. However, Ms. Gonzales stated the University has created categories that are unique to higher education. For example, academic misconduct is one of our reporting areas. Therefore, they had to make a decision as to which of those categories it would go into. The decision on that example was business integrity. Over time, when the amount of data increases, the information will become much more useful.

Regent Fortner stated a concern about false claims, and how a person who is the victim of a false claim can then file their own claim for slander. Ms. Gonzales replied that she understands the concern but it is no different than previous methods people used for reporting anonymous claims. For instance, the President's Office receives anonymous complaint letters on a regular basis. Through the review process associated with the complaints, allegations are considered appropriately, reviewed appropriately, and some can be determined to be frivolous or without merit in the process. Ms. Gonzales noted that for the small amount of data, the substantiation rate was 32 percent. The benchmark report states the average is 40 percent.

- **HSC Chief Compliance Officer Report.** Stuart Freedman, HSC Chief Compliance Officer addressed the Committee regarding his quarterly report. His presentation outlines the work plan for the calendar year. The focus is on culture of compliance. Recent stories on the Veterans Health Administration and Amazon demonstrate what an important issue this is. Mr. Freedman reported he will also be working on alongside Purvi Mody, UNM Hospitals Executive Director, Compliance and Audit to standardize all new employee orientation content any employee receives, regardless of how they are entering the system. A third area is training the competency of mid-level or front line supervisors in compliance and business ethics. Based on interviews they performed with their senior executives, the Association of American Medical Colleges found their tone at the top is largely very healthy. But is that message pushed down to the front line supervisors? The supervisors need to make ethics a part of the agenda all the time. Mr. Freedman's goal with the project is to address all faculty and 2,000-plus front line supervisors, provide them with materials, make sure they communicate available resources, and are active listeners. At the same time, his office will measure effectiveness through the use of surveys and statistics. This will be a five-year project.

As a final note, Mr. Freedman stated that if the government ever comes in and asks, they need to show how they are meeting the seven elements of compliance. If we as an institution can show that, fines and penalties can be greatly reduced. Training is provided both on-line through Learning Central and in person. It is a blended approach.

- **Audit Recommendations Follow-up.** Mr. Yeh presented the audit follow up items. There were two reports: Implemented and Pending. For this reporting cycle, there are a total of 16 implemented items. Status updates are provided for older pending items. Chairman Hosmer asked Gil Gonzales, CIO if he is comfortable with UNM's position on information security. Mr. Gonzales reported it is a moving target. UNM can and does learn from intrusions at other institutions and has an information assurance program that is reasonable. Chairman Hosmer asked if Mr. Gonzales is satisfied that University leadership understands where we are with regard to risk exposure. Mr. Gonzales replied that recent actions resulting from consulting exercises have led him to believe that they are.
- **Internal Audit Director's Report.** Mr. Patel reviewed his Director's Report. He noted he will follow up with changes to the meeting dates. The Department finished the fiscal year with \$33,000 in reserves, with \$10,000 of that amount re-budgeted to this current budget year. There is one staff auditor vacancy

External Third Party Audits. Mr. Patel provided the Committee with a summary list of current external audits being performed on the University. Some are simply desk reviews from the National Science Foundation. New Mexico State University is also performing desk reviews of cost sharing for sub awards.

Advisors' Comments/Reports



Board of Regent Report

UNM Alumni Association & Alumni Relations Office

September 11, 2015

Strategic Goals:

Goal 1: Maximize alumni and student engagement

Members of The UNM Alumni Association Board of Directors volunteered to welcome incoming freshmen, and their parents, throughout the summer by speaking at **weekly New Student Orientation luncheons**. Messages of encouragement and support were the common thread. Students also were encouraged to stop by Hodgin Hall for **Donut Wednesdays**, on the first Wednesday of the month throughout the semester. To promote Donut Wednesdays, dozens of alumni volunteers handed out hundreds of donut holes to students passing by the Duck Pond during **Welcome Back Days**. Many of those volunteers returned at the end of the week to serve hot dogs to hungry students, faculty, and staff. Throughout the summer, UNM alumni have enjoyed the opportunity to welcome incoming freshmen and international students during **new student orientation** programs.

With the start of the new academic year, the Alumni Relations Office reached out to parents of incoming freshmen to inform them of our **Birthday Cake Program**. This program introduces Hodgin Hall Alumni Center to students who come to pick up birthday cakes, ordered by their parents in advance. A short video is sent to the parents featuring their student receiving a cake as the office staff sings happy birthday. Students are invited back to Hodgin Hall for a tour, and also to study in the library during open hours.

To engage and retain young alumni involvement, the **Young Alumni Chapter** hosted the Annual Beer and Baseball event on Saturday, June 20. Wise Pies and Red Door Brewery sponsored a craft beer tasting event with free pizza, which was held prior to the Isotopes vs. Tacoma baseball game at Isotopes Park. More than 75 attendees came to the event and received a souvenir tasting glass.



Board of Regent Report

UNM Alumni Association & Alumni Relations Office

September 11, 2015

The Alumni Association is preparing to launch a new online community engagement tool – **iModules**. This tool allows alumni to find classmates, Lobos in their community, update their information and control their email and privacy settings.

The UNM Alumni Association is pleased to announce **Homecoming 2015** is scheduled for the week of October 12-17. Star Trek inspired this year's theme, "**Live Lobo and Prosper**". There will be special events planned throughout the week, and will culminate with the New Mexico Lobos taking on the Hawaii Rainbow Warriors on October 17. More events and details are to follow. Please visit our Pinterest page to view some ideas on how you can start gearing up and getting excited for Homecoming 2015. Remember to use the hashtags **#lobohomecoming2015** **#liveloboprospers** for all things related to Homecoming 2015 on social media.

An additional part of Homecoming is the **Silent Auction** on October 16 at Hodgin Hall and the **Online auction** taking place from October 11 -18, geared for out-of-state participation. Both auctions are crucial to the fundraising for department student scholarships, and alumni programming. We are soliciting alumni, businesses, and board members for help in receiving auction items for this event. Currently we have received donations from **Disneyland, JetBlue, T-Mobile, Root Sports, Mark Diamond's Jewelers, Now We're Cooking, Betty's Day Spa**, and more. Items can be donated through October 1. Please contact Victoria Beserra-Lujan for more information or to donate an item: 505-277-5808 or vbeserra@unm.edu.

Through the **Alumni Collaborative** and other outreach efforts, we are seeing an increased interest in Homecoming participation across campus. The **Health Sciences Center** is planning its second annual Homecoming Open House with tours, health checkpoints and an information fair. The **School of Medicine, College of Nursing, College of Pharmacy, HSC Library and the Health Professions Programs** will host UNM alumni, students, community members and high school students. The **Law School and the School of Engineering** will host their Awards Dinners during



Board of Regent Report

UNM Alumni Association & Alumni Relations Office

September 11, 2015

Homecoming week. **Honors College** will host their Homecoming Reunion with a focus on the Scribendi magazine staff reunion. Across campus lectures, receptions and field trips are being planned by a wide variety of departments, programs, and alumni chapters. Homecoming has evolved fully as an institution-wide event with increasing synergy and pride.

The following alumni will receive the 2015 Alumni Association Awards:

2015 Inspirational Young Alumnus Award recipient:

- **Jeff Anderson** BAFA '07

2015 Zia Award recipients:

- **Cynthia Arndell** BSN '80 MD '94
- **Kirk Gittings** BUS '72
- **Rene Matison** BS '68
- **Frank McCullough** BS '53
- **Bette Sisneros-Ciesielski** BA '90
- **Coleman Travelstead** BAED '69

2015 Lobo Award recipient:

- **Gilbert Herrera** BCCPE '81

The recipients will be honored at the **All University Breakfast** on **Saturday, October 17, 2015**, at Hotel Albuquerque beginning at 9 a.m. Invitations will be sent via postal mail.

From June to September 2015, the **Alumni Memorial Chapel** accommodated 84 events and **Hodgin Hall Alumni Center** hosted 52 events.



Board of Regent Report

UNM Alumni Association & Alumni Relations Office

September 11, 2015

The UNM Alumni Association's **Lobo Living Room Series** engages UNM alumni, students, faculty, staff, and the larger community by highlighting special UNM programs and the talents, skills, and knowledge of our alumni. Each program's subject matter and location varies. The series continues to be extremely successful and well attended.

On July 9, the **Mariachi Spectacular!** had more than 340 people attend the event at Hodgin Hall. The event featured young students as well as master Mariachi musicians from around the world. A special lecture from a Mariachi historian was only one of the highlights.

On August 27, **Baseball, the National Pastime** was held on the UNM Baseball field. This Lobo Living Room showcased the UNM athletic facilities including the baseball field and the batting cage. UNM Honors College Professor Ryan Swanson and UNM Baseball Coach Ray Birmingham presented an interactive evening that included each sharing their love of the game and the history of the sport through fun facts and baseball trivia. More than 190 people came out and supported this family-friendly event.

Arts-In-Medicine with Dr. Patricia Repar is scheduled for 6 p.m. Wednesday, November 11, at UNM Hospital's Barbara and Bill Richardson Pavilion

The **Greater Albuquerque Area Alumni Chapter (GAAAC)** has been busy over the summer participating in **Social activities: Albuquerque Zoo, Isotopes Game, and Albuquerque Natural History Museum's Explora Adult Night.**

On August 6, the **GAAAC** hosted a Professional Development workshop for area alumni. Five local successful business people led conversations on the topic of Entrepreneurism. Twenty six alumni benefited from the information. Dedicated to volunteering, 16 GAAAC members helped serve hot dogs to new students during **Welcome Back Days** on August 21.



Board of Regent Report

UNM Alumni Association & Alumni Relations Office

September 11, 2015

Goal 2: Increase alumni advocacy for UNM

The Alumni Association hosted the annual **Chapter Leaders Council Meeting** June 3-5, in conjunction with the **Alumni Association Board of Directors Meeting** on June 5. Of the 17 regional chapters and 6 constituent chapters, those in attendance included: **Atlanta, Austin, Denver, Las Vegas, Los Angeles, New York, Reno, San Diego, Washington DC, Anderson School of Management, Architecture & Planning, Black Alumni, Honors College, Hispano Latino Chapter**, and the **Veterans Chapter**. Chapter leaders met to collaborate and share best practices.

Late summer and early fall is green chile season. The Alumni Association helps support chapters across the country in sharing the green chile magic with their members. Seven alumni chapters will host **Green Chile Roasts events**. The first event was held August 8 in **Austin** and was followed by **Chicago, San Diego, Las Vegas, Los Angeles** and **Washington DC** in September and **Atlanta** in October. Proceeds from the Green Chile Roasts benefit the chapter's scholarship endowments. More than two dozen scholarships are awarded each semester to out of state area students.

To continue to increase **alumni engagement** in regions across the country, the Alumni Association will host a pre-game reception in **Tempe, Arizona**, in conjunction with the UNM vs. ASU football game on September 18. Joined by **Anderson School of Management**, the Alumni Association will also host an outreach event the evening prior, in **Tucson, Arizona**. Other regions being planned for visits include **Dallas**, in late fall, **Washington DC** for the Congressional Reception in the spring, as well as, **Denver**, which boasts the largest alumni population outside of New Mexico.



Board of Regent Report

UNM Alumni Association & Alumni Relations Office

September 11, 2015

On June 25, a **Legislative Home Reception** was held at the home of Alex Curtas and Julia Mandeville in Albuquerque. There were more than 42 alumni who attended the reception as well as Senators Cisco McSorley, Jerry Ortiz y Pino and Representative Gail Chasey. Each of the legislators, all UNM alums, was given time to speak openly about the challenges facing UNM and higher education.

The next scheduled **Legislative Home Reception** will take place at the home of Fred Mondragon and Connie Vance in Albuquerque on Thursday, November 5 from 6:00 – 7:30 pm. On January 25, 2016, the annual **Alumni Association Legislator Appreciation Reception** will be held in Santa Fe at the La Fonda from 6:00 -7:30 p.m.

Mark your calendars with the following “save the date” lobo advocacy events:

- Lobos for Legislation **Home Reception** at the home of Fred Mondragon and Connie Vance on Tuesday, October 20, 2015, 6:00 – 7:30 pm
- University **Priority Legislative Session** for the 2016 Session, Monday, November 2, 2015, Hodgin Hall, Bobo Room, 6:00 – 8:00 pm
- Alumni Association’s **Legislative Appreciation Reception**, Monday, January 25, 2016, La Fonda Santa Fe, 6:00 – 8:00 pm



Board of Regent Report

UNM Alumni Association & Alumni Relations Office

September 11, 2015

Goal 3: Maximize benefits of technology

The **seven Alumni Chapters** hosting green chili roasts this summer have switched to **online ordering** through the Association's event management program as a means to collect updated data from alumni in their areas and to track repeat customers. This data will be important to the University and the Association as we track alumni engagement.

Extensive outreach to University departments continues. With the launch of the **Alumni Engagement Score**, alumni officers, department staff and faculty are exploring efficient ways to record alumni attendance, volunteering, support and other involvement measures. The ARO and Foundation have partnered to build and to create streamlined ways for data to be entered and recorded.

Social Media platforms continue to thrive with planned and targeted communications going out on Facebook, Twitter, and Instagram. We are growing our Pinterest page and use Flickr for alumni and community members to view event photos.

The **Howler**, the Association's monthly e newsletter, informs alumni of all the activities, events, and benefits offered by the Alumni Relations Office and the Alumni Association. The Howler's open rate continues to increase. The latest issue was emailed on September 1st. On the first Tuesday of every month, the Howler is sent to approximately 92,000 alums.



Board of Regent Report

UNM Alumni Association & Alumni Relations Office

September 11, 2015

Goal 4: Invest in a strategic and collaborative communications and marketing program

The Association and the Alumni Relations Office are working to streamline and coordinate program and **chapter marketing efforts**. Marketing plans, creative briefs, and social media schedules have been created. Coordination with the University's new branding, efforts will be part of our collaborative efforts.

The **Alumni Collaborative** has become a pivotal planning and coordination group on campus for alumni professionals, development officers, and other UNM staff responsible for alumni outreach efforts. In their July meeting, the group members discussed the Alumni Engagement Score and new ways to update alumni involvement across campus. This fall, their meeting will focus on Homecoming and implementation of the new iModules online community.

2015-16 UNM Alumni Association
New Board of Directors Members



John Brown, Albuquerque, NM

John Brown earned a BBA '72 from UNM as well as an MBA '74 with distinction at the University of Michigan. After graduation, he became assistant vice president for Private Placement Department of Equitable Life Assurance Society in New York City. In 1981, he served as vice president for private placements at Philadelphia Capital Advisors. From 1983 through 1993, John was founder and partner in Philadelphia First Group, a private equity and corporate finance advisory firm. In 1993, he served as managing director and partner at Coopers & Lybrand. At Coopers & Lybrand, he helped form Coopers & Lybrand Securities, LLC, the first investment bank owned by a major accounting firm. After merging with Price Waterhouse, he helped form Price Waterhouse Coopers Securities, LLC and an international investment banking firm where he was Chief Operating Officer. In 2003, John returned to Albuquerque to become the first director of Invest New Mexico, part of the state's Economic Development Department. After a year, he became a partner in Sandia Capital, and in 2008, Chief Financial Officer of Bye Energy. Currently, John is the President and Chief Executive Officer of Silent Falcon UAS Technologies, a manufacturer of solar electric unmanned aerial systems. Silent Falcon's major markets are the international commercial and civil markets as well as the international defense and security markets. Until 2 years ago, John served on the UNM Anderson School of Management Foundation Board for 10 years where he served as chair. John is the current chair of Leadership New Mexico.



Veronica Garcia, Albuquerque, NM

Veronica Garcia earned a BA '74, MA '80 and EdD '03 from UNM. Previously, Veronica served as Senior Vice President and Chief Academic Officer for Hispanic Information and Telecommunications Network, Secretary of Education for the State of New Mexico, Executive Director of the NM Coalition of School Administrators, and Superintendent of Santa Fe Public Schools just to name a few. Currently, she is the Executive Director for New Mexico Voices for Children which conducts research-based advocacy and champions public policies that improve the status and well-being of New Mexico's children, families, and communities in the areas of health, education, and economic security. She currently serves on the governing boards for Law Access NM and the Albuquerque Public Schools Foundation. She also serves on UNM's College of Education Dean's Circle of Friends, and UNM's Robert Wood Johnson Foundation Research Advisory Council. She is the recipient of numerous awards and recognition including: New Mexico Superintendent of the Year, inducted to the New Mexico Coalition of School Administrators Educational Leaders Hall of Fame, received the Life Time Achievement Award in Education from Hispanic Magazine and the National Governors Association Award for Excellence in State Government. She is also a published author.



Julia Gilroy, Seattle, WA

Julia Gilroy received a BA '04 and MA '06 in Economics from UNM. She was a Fulbright Scholar from 2006-07 and worked at Rothschild in Mexico City, Mexico. Julia is a founding member and president of the UNM Honors College Alumni Chapter. She created an economic development initiative that facilitated the export business of artisans from Mexico and worked with the Santa Fe International Folk Art Market to help develop an export training program. Prior to moving to Seattle, Julia worked for Senator Pete V. Domenici (retired), on economic development opportunities in New Mexico and worked as a management consultant for a Connecticut based hedge fund.



Leslie Hoffman, Albuquerque, NM

Leslie Hoffman received her BA '99 and MBA '09 from UNM. Leslie began her career as a journalist in the Southwest United States, then served as a Peace Corps municipal development volunteer in El Salvador. She went on to serve as a director and a vice president at Acción, the Albuquerque-based nonprofit small business lender, before launching her own company, LEH Consulting Group, LLC. The firm serves a national clientele of public, private, and nonprofit organizations, specializing in business strategy and management consulting. She is also a part-time professional faculty member at the Anderson School of Management where she has taught entrepreneurship at the undergraduate level and nonprofit management at the graduate level. Leslie was honored with the 2013 UNM Alumni Association Zia Award, the Anderson School of Management 2011 Young Alumni Award, and by the *New Mexico Business Weekly* as a 2010 Woman of Influence and 2008 "Forty Under 40" recipient.



Judith K Nakamura Albuquerque, NM

Judge Judith Nakamura obtained her BA '83 and JD '89 from UNM. Upon graduation from the UNM School of Law she served as an Assistant Land Commissioner and General Counsel at the New Mexico Land Office. Prior to her election to the Court she spent most of her legal career in private practice at the law offices of Miller and Stratvert, P.A. Judge Nakamura was appointed to the Second Judicial District Court in January, 2013 where she presides over criminal cases. Prior to becoming a District Court Judge she served our community for more than 14 years as a judge in the Bernalillo County Metropolitan Court, having been elected to that position in November of 1998. While serving on the Metropolitan Court she was elected by her peers to serve four terms as the Court's Chief Judge. In addition to managing a heavy case load, she was responsible for overseeing the Court's day to day operations including its \$22 million dollar budget. In December of 2004 she was named Judge of the Year by the Albuquerque Bar Association. In September of 2006 Mothers Against Drunk Drivers honored her at its national convention with the President's Award for Judge of the Year due to her efforts in the establishment of the Enhanced DWI First Offender's program at the Metropolitan Court. The program has been credited with reducing recidivism. She has also been presented with the University of New Mexico Alumni Association's Zia Award. Judge Nakamura is an avid hot air balloon pilot who is a volunteer member of the Albuquerque International Balloon Fiesta's Board of Directors.



Michael Padilla, Windermere, FL

Mike Padilla received a BBA '03 and a MBA '07 from UNM. Mike is a licensed CPA in the state of New Mexico, a Certified Fraud Examiner (CFE), and Certified Internal Auditor (CIA). He currently works in Orlando, Florida as the Manager of Internal Audit for the timeshare division of the Fortune 500 Company, Starwood Hotels and Resorts, Inc. Mike previously worked for Presbyterian Healthcare Services and REDW. Mike has been a volunteer mentor for YDI and the UNM Chapter of Beta Alpha Psi, and has served on the Albuquerque Chapter of the Institute of Internal Auditors Board.



Lorii Rabinowitz, Denver, CO

Lorii Rabinowitz received her BS '94 from UNM. She has more than 20 years of experience in communication, strategy, change and community engagement with a diverse portfolio of clients. Lorii is an active community leader and is passionate about her involvement with numerous nonprofit organizations including Project Angel Heart, Denver Metro Chamber Leadership Foundation, and Manchester Bidwell Corporation/National Center for Arts and Technology. Previously, she worked for the Networks of 9NEWS where she was Business Development Manager and Sales Manager. Lorii is an active alumna of Kappa Kappa Gamma and has served in local, regional, and national volunteer positions for her sorority. She has received the Chamber Champion Award (Denver), Sawaya Values Award (Denver), Denver Business Journal Forty Under Forty and is a graduate of Leadership Denver. Lorii is currently the Chief Relationship Officer for Rebound Solutions in Denver, a consulting firm in which she is a Partner.



Apollonia Trujillo Gallegos, Phoenix, AZ

Apollonia Trujillo Gallegos received her BA '08 from UNM. She studied abroad in Swansea, Wales 2007. In 2009, Apollonia was accepted into Teach for America (TFA) as a corps member, taught elementary in Phoenix for two years, and received a MEd from ASU. In 2011, she joined TFA staff as a recruitment manager recruiting at ASU and U of A. In 2013, she was promoted to Recruitment Director; managing all recruitment for Arizona, New Mexico, and Nevada. Currently, she is the Managing Director of Recruitment for the Four Corners and Pacific Northwest regions. She also serves as a liaison for Teach for All working with Teach for America partner organizations in Europe and Latin America. Additionally, Apollonia serves as a faculty associate with ASU's Honors College and on the ASU Employer Advisory Board to Career Services.



**UNM Foundation, Inc.
UNM Regent's Advisor Report
September 2015**

Changing Worlds 2020: The Campaign for UNM

The University of New Mexico launched *Changing Worlds: The Campaign for UNM* in 2006. Since then, nearly 66,138 generous donors have made this campaign the largest campaign in UNM history, with more than \$756.6 million in gifts in support of scholarships, patient care, research, and more.

Building on the UNM 2020 goals, but with the same emphasis on student success and opportunity, faculty support and research, campus programs, and capital projects and facilities, President Robert G. Frank has announced that the campaign has been refreshed and extended. *Changing Worlds 2020: The Campaign for UNM* will continue to energize alumni and friends to make meaningful gifts.

Folding in the current campaign results, the goal has been set to strive for a total of \$1 billion in private support by the end of 2020.

Specific fundraising highlights:

College of Nursing received two gifts totaling \$613,000.

University Hospitals received a gift of \$213,000.

School of Medicine – received a gift of \$200,000.

The Kellogg Foundation donated a gift of \$895,000 to multiple areas.

Popejoy Hall secured a gift of \$250,000.

Fundraising Performance Report

FY 14/15, June 30, 2015

Changing Worlds 2020 Campaign	CASE Campaign Standards			VSE Standards
	Campaign to Date	GOAL	% OF GOAL	To Date
Gift Commitments	\$ 749,135,581	\$1,000,000,000	74.9%	\$ 572,007,551
- Cash/Cash Equivalents	437,447,232	N/A	N/A	572,007,551
- In-Kind	70,929,038	N/A	N/A	N/A
- Pledges	99,764,109	N/A	N/A	N/A
- Testamentary	140,995,202	N/A	N/A	N/A
Pledges Due	18,819,529	N/A	N/A	N/A
Testamentary Gifts Due	121,324,302	N/A	N/A	N/A

Council for Advancement and Support of Education (CASE) reporting is on an "accrual basis" and Voluntary Support of Education (VSE) reporting is on a "cash basis".

Gift Commitments (Fiscal Year)	This Quarter		FY 14/15	GOAL	FY 13/14			
Main Campus								
- Cash/Cash Equivalents	\$	2,071,429	\$	8,702,251	N/A	\$	9,333,205	
- In-Kind		765,606		4,086,222	N/A		6,206,755	
- Pledges		2,000		2,616,000	N/A		1,766,851	
- Testamentary		4,681,000		7,257,380	N/A		5,825,867	
Sub-Total	\$	7,520,035	\$	22,661,853	\$	21,600,000	\$	23,132,678
HSC								
- Cash/Cash Equivalents	\$	4,487,374	\$	20,635,290	N/A	\$	14,191,281	
- In-Kind		80,317		1,804,878	N/A		2,269,989	
- Pledges		995,000		1,235,000	N/A		2,039,834	
- Testamentary		-		1,724,000	N/A		8,689,881	
Sub-Total	\$	5,562,691	\$	25,399,168	\$	24,175,000	\$	27,190,985
Athletics								
- Cash/Cash Equivalents	\$	3,989,267	\$	7,803,906	N/A	\$	5,409,133	
- In-Kind		-		1,863	N/A		3,423,728	
- Pledges		-		6,850,000	N/A		915,000	
- Testamentary		-		100,000	N/A		1,806,946	
Sub-Total	\$	3,989,267	\$	14,755,769	\$	10,750,000	\$	11,554,807
Other Campus Units *								
- Cash/Cash Equivalents	\$	5,713,461	\$	20,925,750	N/A	\$	14,276,837	
- In-Kind		240		7,372	N/A		7,854,410	
- Pledges		-		7,250	N/A		3,028,100	
- Testamentary		552,879		6,928,794	N/A		592,703	
Sub-Total	\$	6,266,580	\$	27,869,166	\$	23,475,000	\$	25,752,050
Total	\$	23,338,573	\$	90,685,956	\$	80,000,000	\$	87,630,520

* Other campus units include KNME, KUNM, UNM Branch Campuses, President's Office, Provost's Office, Enrollment Services, Student Affairs and numerous other units not classified as main campus, HSC or athletics.

Gift Destinations	This Quarter	FY 14/15	FY 13/14	FY 12/13
UNM Foundation	\$ 16,051,547	\$ 51,048,398	\$ 51,480,258	\$ 48,385,834
Reported Gifts *	\$ 7,287,026	\$ 39,637,558	\$ 36,150,262	\$ 33,212,783
Total	\$ 23,338,573	\$ 90,685,956	\$ 87,630,520	\$ 81,598,617

* Reported Gifts = gifts made directly to KNME, KUNM, Lobo Club, and OVPR, but reported by UNM Foundation per MOA.

FY 14/15, June 30, 2015

Gift Commitments (Fiscal Year)	FY 14/15	FY 13/14	FY 12/13
Cash/Cash Equivalents	\$ 58,067,197	\$ 43,210,456	\$ 49,811,524
Pledges			
- Beginning Balance Pledges Receivable	\$ 27,119,237	\$ 28,290,140	28,115,352
- Add: New Pledges	\$ 10,708,250	\$ 7,843,202	5,034,503
- Less: Pledge Payments	\$ (18,905,499)	\$ (8,920,688)	\$ (4,771,965)
- Less: Pledges Modified/Written Off	\$ (102,459)	\$ (93,417)	(87,750)
- Ending Balance Pledges Receivable	\$ 18,819,529	\$ 27,119,237	28,290,140
In Kind	\$ 5,900,335	\$ 19,754,882	9,831,358
Testamentary	\$ 16,010,174	\$ 16,915,397	17,008,982
Total	\$ 90,685,956	\$ 87,630,520	\$ 81,598,617

Performance Measures	This Quarter	FY 14/15	FY 13/14	FY 12/13
Gift Commitment Income	\$ 23,338,573	\$ 90,685,956	\$ 87,630,520	\$ 81,598,617
# of Gifts	9,099	34,205	34,885	33,902
# of Donors	4,957	13,934	14,322	14,932

Efficiency Measures	FY 14/15	FY 13/14	FY 12/13	FY 11/12
Cost per Dollar Raised *	\$0.12	\$0.13	\$0.12	\$0.11

* Compares UNM Foundation budget expenditures to gift commitments.

Consolidated Investment Fund - Investment Performance

FY 14/15, June 30, 2015

Investment Performance Results	Market Value	FY 14/15	1-Year	3-Year	5-Year
FY 14/15 (June 30, 2015)	\$ 405,799,240	0.50%	0.50%	9.30%	9.50%
Custom Benchmark *		1.60%	1.60%	9.30%	9.10%
FY 13/14 (June 30, 2014)	\$ 409,136,821	N/A	16.70%	9.50%	11.50%
Custom Benchmark *		N/A	16.30%	8.50%	10.90%
NACUBO/Commonfund **		N/A	15.50%	9.00%	11.70%

* Custom Benchmark is a blended benchmark consisting of indices for all asset classes.

** NACUBO/Commonfund Endowment Study (\$101 million to \$500 million)

Consolidated Investment Fund - Asset Allocation

FY 14/15, June 30, 2015

Investment Class	Current Allocation	Target Allocation	Investment Policy Ranges
Domestic Equity	22.0%	20%	10% - 50%
International Equity	20.8%	20%	10% - 40%
Fixed Income/Cash	19.0%	20%	10% - 50%
Real Assets - Liquid	3.1%	5%	0% - 5%
Real Assets - Illiquid	4.7%	5%	0% - 10%
Hedge Funds	20.0%	20%	0% - 20%
Private Equity	10.3%	10%	0% - 15%

Consolidated Investment Fund - Spending Distribution

FY 14/15, June 30, 2015

CIF Spending Distribution	FY 14/15	FY 13/14	FY 12/13	FY 11/12
Spending Distribution %	4.50%	4.50%	4.50%	4.50%
Total \$ Distribution (millions)	\$ 14,969,781	\$ 13,843,961	\$ 13,489,948	\$ 13,984,508
Total \$ Distribution/Unit	\$12.05	\$10.92	\$10.47	\$10.58

Consolidated Investment Fund - Development Funding Allocation

FY 14/15, June 30, 2015

Development Funding Allocation	Percentage Rate	Dev Funding Allocation	Total Budget Expenditures	% Overall Budget
FY 14/15	1.4/1.6%	\$5,184,050	\$11,309,689	46%
FY 13/14	1.40%	\$4,655,028	\$11,367,397	41%
FY 12/13	1.85%	\$5,574,795	\$9,757,964	57%
FY 11/12	1.85%	\$5,906,418	\$9,106,051	65%
FY 10/11	1.85%	\$5,726,764	\$9,469,965	60%

UNM Foundation Budget vs. Actual

FY 14/15, June 30, 2015

Sources of Budget	Budget	FYTD	% Used	Projected
UNM Support	\$ 4,821,000	\$ 4,934,171	102.35%	N/A
Development Funding Allocation	4,783,150	5,184,050	108.38%	N/A
Short-Term Investment Income	905,000	(131,016)	-14.48%	N/A
Cost Sharing Reimbursement	719,600	707,174	98.27%	N/A
Unrestricted Gifts & Other Revenue	125,000	325,743	260.59%	N/A
Total	11,353,750	11,020,122	97.06%	N/A

Uses of Budget	Budget	FYTD	% Used	Projected
Salaries/Fringe Benefits	\$ 9,073,158	\$ 9,068,627	99.95%	N/A
Operating Expenditures	2,465,134	2,241,062	90.91%	N/A
Total	11,538,292	11,309,689	98.02%	N/A

Reserve Balances	Budget	FYTD	% Used	Projected
Surplus/(Deficit) from Operations	\$ (184,542)	\$ (289,567)	N/A	N/A
Beginning Reserve Balances	1,509,426	1,509,426	N/A	N/A
Ending Reserve Balances	1,324,884	1,219,859	N/A	N/A

Revisions to Reports Approved by Board of Regents
March 2012
September 2012

**THE UNIVERSITY OF NEW MEXICO
MR. AND MRS. HUGH B. AND HELEN K. WOODWARD ENDOWMENT
FUNDED BY THE SANDIA FOUNDATION**

	2009-10	2010-11	2011-12	2012-13	2013-14	2014-15
<u>PRINCIPAL/CORPUS</u>						
BEGINNING MARKET VALUE, JULY 1:	\$ 30,698,788	\$ 32,422,373	\$ 37,282,001	\$ 36,545,942	\$ 40,213,741	\$ 46,217,372
ADDITIONS	877,500	1,125,000	1,260,000	1,327,500	1,046,250	1,800,000
INVESTMENT EARNINGS	3,238,163	6,040,036	132,283	4,119,725	6,788,018	438,314 (1)
DEVELOPMENT FUNDING ALLOCATION	(623,475)	(643,802)	(603,057)	-	-	- (3)
SPENDING DISTRIBUTION	<u>(1,768,603)</u>	<u>(1,661,606)</u>	<u>(1,525,285)</u>	<u>(1,779,426)</u>	<u>(1,830,637)</u>	<u>(1,997,690) (2)</u>
ENDING MARKET VALUE, JUNE, 30:	<u>\$ 32,422,373</u>	<u>\$ 37,282,001</u>	<u>\$ 36,545,942</u>	<u>\$ 40,213,741</u>	<u>\$ 46,217,372</u>	<u>\$ 46,457,996</u>

(1) FY 2014-15 Net Investment Earnings:	Represents the actual net investment earnings through June 30, 2015. Net investment earnings for the period of July 1, 2014, through June 30, 2015, were 0.5%, net of manager fees.
(2) FY 2014-15 Spending Distribution:	Represents the quarterly spending distributions from July 1, 2014, through June 30, 2015.
(3) FY 2014-15 Development Funding Allocation:	The Development Funding Allocation is not assessed on the Woodward endowment.

**THE UNIVERSITY OF NEW MEXICO
WINROCK LAND SALE ENDOWMENT**

	2009-10	2010-11	2011-12	2012-13	2013-14	2014-15
<u>PRINCIPAL/CORPUS</u>						
BEGINNING MARKET VALUE, JULY 1:	\$ 24,076,065	\$ 24,767,866	\$ 27,587,901	\$ 26,069,492	\$ 27,420,035	\$ 30,541,208
ADDITIONS	-	-	-	-	-	-
INVESTMENT EARNINGS	2,544,475	4,553,291	97,208	2,900,008	4,564,443	284,506 (1)
DEVELOPMENT FUNDING ALLOCATION	(483,585)	(485,153)	(486,943)	(496,004)	(400,496)	(435,063)
SPENDING DISTRIBUTION	<u>(1,369,089)</u>	<u>(1,248,103)</u>	<u>(1,128,674)</u>	<u>(1,053,461)</u>	<u>(1,042,774)</u>	<u>(1,094,630) (2)</u>
ENDING MARKET VALUE, JUNE, 30:	<u>\$ 24,767,866</u>	<u>\$ 27,587,901</u>	<u>\$ 26,069,492</u>	<u>\$ 27,420,035</u>	<u>\$ 30,541,208</u>	<u>\$ 29,296,021</u>

(1) FY 2014-15 Net Investment Earnings:	Represents the actual net investment earnings through June 30, 2015. Net investment earnings for the period of July 1, 2014, through June 30, 2015, were 0.5%, net of manager fees.
--	---

(2) FY 2014-15 Spending Distribution:	Represents the quarterly spending distributions from July 1, 2014, through June 30, 2015.
--	---

**THE UNIVERSITY OF NEW MEXICO
REGENTS' ENDOWMENT**

	2005-06	2006-07	2007-08	2008-09	2009-10	2010-11	2011-12	2012-13	2013-14	2014-15
<u>PRINCIPAL/CORPUS</u>										
BEGINNING MARKET VALUE, JULY 1:	\$ 26,548,336	\$ 32,325,235	\$ 36,674,360	\$ 35,018,525	\$ 25,165,952	\$ 25,889,070	\$ 28,836,764	\$ 27,249,619	\$ 27,508,609	\$ 30,639,864
ADDITIONS:										
MESA DEL SOL PROPERTY SALE	8,045,923	-	-	-	-	-	-	-	-	-
INNOVATE ABQ REPAYMENT	-	-	-	-	-	-	-	-	-	2,038,082
WITHDRAWALS:										
ASM STUDENT INVESTMENT PROGRAM	(2,000,000)	-	-	-	-	-	-	-	-	-
INNOVATE ABQ	-	-	-	-	-	-	-	-	-	(2,800,000)
GIBSON/MULBERRY PROPERTY PURCHAS	(1,645,435)	-	-	-	-	-	-	-	-	-
2811 CAMPUS PROPERTY PURCHASE	(242,798)	-	-	-	-	-	-	-	-	-
SCHOLARSHIP FUNDING	-	-	-	(880,525)	-	-	-	-	-	-
BASEBALL FIELD CAPITAL PROJECT	-	-	-	-	-	-	-	(1,100,000)	-	-
INVESTMENT EARNINGS	2,789,695	6,123,941	284,643	(7,060,716)	2,659,659	4,759,412	101,609	2,917,311	4,579,187	256,330 (1)
DEVELOPMENT FUNDING ALLOCATION		(329,734)	(398,416)	(335,326)	(505,476)	(507,115)	(508,986)	(502,354)	(401,790)	(420,815)
SPENDING DISTRIBUTION	(1,170,486)	(1,445,081)	(1,542,062)	(1,576,006)	(1,431,065)	(1,304,603)	(1,179,768)	(1,055,967)	(1,046,142)	(1,069,742) (2)
ENDING MARKET VALUE, JUNE 30:	<u>\$ 32,325,235</u>	<u>\$ 36,674,360</u>	<u>\$ 35,018,525</u>	<u>\$ 25,165,952</u>	<u>\$ 25,889,070</u>	<u>\$ 28,836,764</u>	<u>\$ 27,249,619</u>	<u>\$ 27,508,609</u>	<u>\$ 30,639,864</u>	<u>\$ 28,643,719 (4)</u>

(1) FY 2014-15 Net Investment Earnings:	Represents the actual net investment earnings through June 30, 2015. Net investment earnings for the period of July 1, 2014, through June 30, 2015, were 0.5%, net of manager fees.
(2) FY 2014-15 Spending Distribution:	Represents the quarterly spending distributions from July 1, 2014, through June 30, 2015.
(3) FY08-09 Withdrawal for scholarship funding:	\$1,000,000 was authorized to be withdrawn from the Regents' Endowment for FY08-09 scholarship funding. Of the authorized \$1,000,000, \$880,525 was withdrawn from the endowment.
(4) Mesa Del Sol Property Sale:	The Regents' Endowment includes proceeds from the "Mesa del Sol" property sale. Total proceeds of this sale were \$8,045,923 and the proceeds were added to the Regents' endowment in June of 2006. The Mesa del Sol contribution is not tracked separately, but an estimated value based on net investment earnings, spending distributions, withdrawals, and development funding allocations for the Regents' Endowment since that time, is \$6,686,409.

**THE UNIVERSITY OF NEW MEXICO
REGENTS' ENDOWMENT - MESA DEL SOL ADDITION**

	2005-06	2006-07	2007-08	2008-09	2009-10	2010-11	2011-12	2012-13	2013-14	2014-15
<u>PRINCIPAL/CORPUS</u>										
BEGINNING MARKET VALUE, JULY 1:	\$ -	\$ 8,045,923	\$ 9,128,444	\$ 8,716,297	\$ 6,483,107	\$ 6,669,392	\$ 7,428,760	\$ 7,019,889	\$ 6,227,564	\$ 6,936,437
ADDITIONS:										
MESA DEL SOL PROPERTY SALE	8,045,923	-	-	-	-	-	-	-	-	-
INNOVATE ABQ REPAYMENT	-	-	-	-	-	-	-	-	-	2,038,082
WITHDRAWALS:										
MERIT-BASED SCHOLARSHIPS	-	-	-	-	-	-	-	-	-	-
INNOVATE ABQ	-	-	-	-	-	-	-	-	-	(2,000,000)
GIBSON/MULBERRY PROPERTY PURCHASE	-	-	-	-	-	-	-	-	-	-
2811 CAMPUS PROPERTY PURCHASE	-	-	-	-	-	-	-	-	-	-
BASEBALL FIELD CAPITAL PROJECT	-	-	-	-	-	-	-	(1,100,000)	-	-
INVESTMENT EARNINGS	-	1,524,281	70,849	(1,757,450)	685,166	1,226,092	26,176	660,479	1,036,664	59,836 (1)
DEVELOPMENT FUNDING ALLOCATION	-	(82,073)	(99,168)	(83,464)	(130,218)	(130,640)	(131,122)	(113,733)	(90,960)	(98,232)
SPENDING DISTRIBUTION	-	(359,688)	(383,827)	(392,276)	(368,663)	(336,084)	(303,925)	(239,071)	(236,832)	(249,714) (2)
ENDING MARKET VALUE, JUNE 30:	<u>\$ 8,045,923</u>	<u>\$ 9,128,444</u>	<u>\$ 8,716,297</u>	<u>\$ 6,483,107</u>	<u>\$ 6,669,392</u>	<u>\$ 7,428,760</u>	<u>\$ 7,019,889</u>	<u>\$ 6,227,564</u>	<u>\$ 6,936,437</u>	<u>\$ 6,686,409 (4)</u>

(1) FY 2014-15 Net Investment Earnings:	Represents the actual net investment earnings through June 30, 2015. Net investment earnings for the period of July 1, 2014, through June 30, 2015, were 0.5%, net of manager fees.
--	---

(2) FY 2014-15 Spending Distribution:	Represents the quarterly spending distributions from July 1, 2014, through June 30, 2015.
--	---

(4) Mesa Del Sol Property Sale:	The Regents' Endowment includes proceeds from the "Mesa del Sol" property sale. Total proceeds of this sale were \$8,045,923 and the proceeds were added to the Regents' endowment in June of 2006. The Mesa del Sol contribution is not tracked separately, but an estimated value based on net investment earnings, spending distributions, withdrawals, and development funding allocations for the Regents' Endowment since that time, is \$6,686,409.
--	--



GRADUATE *and* PROFESSIONAL
STUDENT ASSOCIATION

September 2015 BOR Report

Capital Outlay Project

- Create competition with the College of Arts and Sciences
- Working in Collaboration with Dean Peceny, Thomas Turner, Interim Dean for Research, and Melissa Vargas, Chief of Staff to the Provost.
- \$100,000 lab and research renovation
- Proposal written by students with support of faculty
- Austin Megly, GPSA Lobby Chair, will be going to Washington D.C. at the end of September to attend an international GPSA Conference

Student Fee Review Board

- Applications opened July 22nd
- Mandatory applicant information sessions were held in early August
- Members of the board are in the process of touring all of the applicant facilities
- Application cycle closes September 11th
- SFRB Hearings Held
 - Saturday September 19th 10 am- 5 pm
 - Sunday September 20th 10 am – 5 pm
 - Sunday September 27th 10 am- 5 pm
- Student Body Forums will be held in October followed by Board deliberations

Institutional Bond

- Student Forums were held on Sept 2st and Sept 3nd from 11:00 am -1:00 pm concerning new capital projects including: Anderson, Johnson, Physics/Astronomy, Children's Campus, Smith Plaza/Union Square
- Results from Student Forums will be presented



GRADUATE *and* PROFESSIONAL STUDENT ASSOCIATION

Graduate Fall Preparation

- GPSA has present at 31 Graduate and Professional Student Departments and Programs
- GPSA provided informational folders with graduate resources on campus in collaboration with the office of graduate studies
- Last week a survey went out to all graduate students with the purpose of compiling data about basic demographics and priorities of this specific student body at UNM. Feedback will be provided from the survey by early October.

GPSA Fall Grants Cycle

- The Summer Scholarship was a success, awarding up to \$1000 covering tuition and fees. Also, GPSA was able to give 25 additional SRGs and PDGs from this summer.
- Fall cycle opens on Sept 11th
- Closes on Friday, October 9th
- 2 research grants, 1 professional development grant and 1 fall scholarship are being offered
- All applications are now being done online
- Currently interviewing for the new Grant's Committee Chair
- Food Trucks will be on campus every other Friday this fall to raise funds for our Summer Scholarship

GPSA Council

- First Council Meeting of the year took place on Saturday Aug 22nd with significant attendance by RDSA Representatives
- The next meeting is set for Saturday Sept 26th
- Appointments were made to all UNM Committees on which GPSA holds representation as well as to GPSA Council Committees